

Turnover in retail trade at the end of December 2022

20 January 2023

Turnover in retail trade rose slightly in December

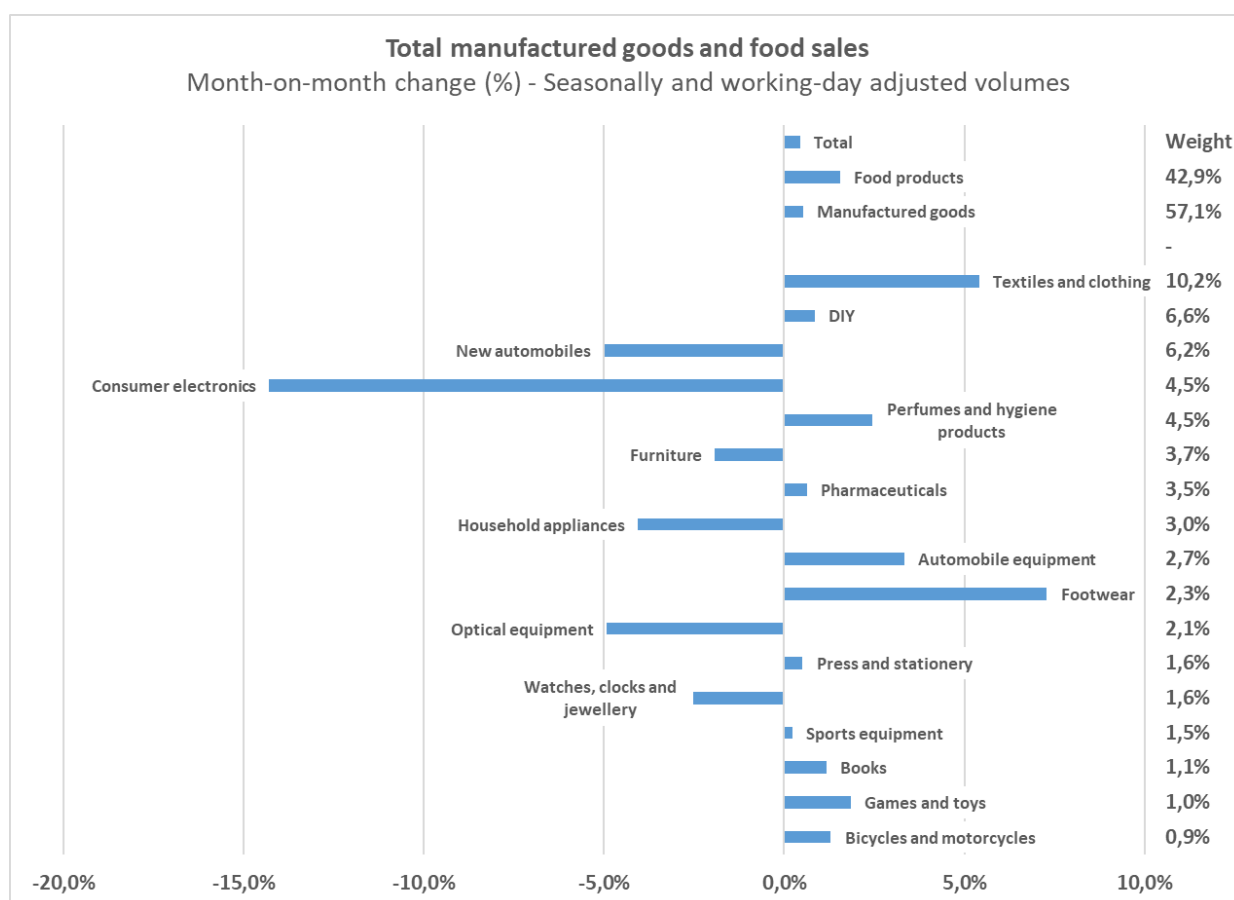
Note: The trend in retail sales does not reflect that of total household consumption: the latter includes other items such as health care, education and rents.

In December, turnover in retail trade (in volume terms, adjusted for seasonal and working-day variations) increased slightly by 0.5% compared to November, when it had risen by 0.7%. Sales of manufactured goods increased by the same amount, up 0.5% compared to November, after rising by 1.1%, but with significant differences across the sub-sectors. Sales of footwear, which put on 7.3% after 3.3%, and of textiles and clothing that climbed by 5.4% after 0.3%, were particularly strong, while the consumer electronics sector contracted sharply by 14.3% in December, after a 6.4% increase in November due to the football world cup (the quarter-on-quarter decline was moderate at 2.0%). New car sales fell in December by 5.0%, after rising by 0.6%. Food sales posted slightly better growth, up 1.6% after a drop of 2.0%.

In terms of distribution channels, department store sales increased by 2.2% after sliding 4.1%, while hypermarkets fell by 3.2% after inching up 0.7% and small retailers lost 1.2% after a 4.6% rise.

In the 4th quarter as a whole, retail sales were down overall by 1.0%, in particular food sales which fell by 2.7%, while those of manufactured goods only dropped by 0.6%.

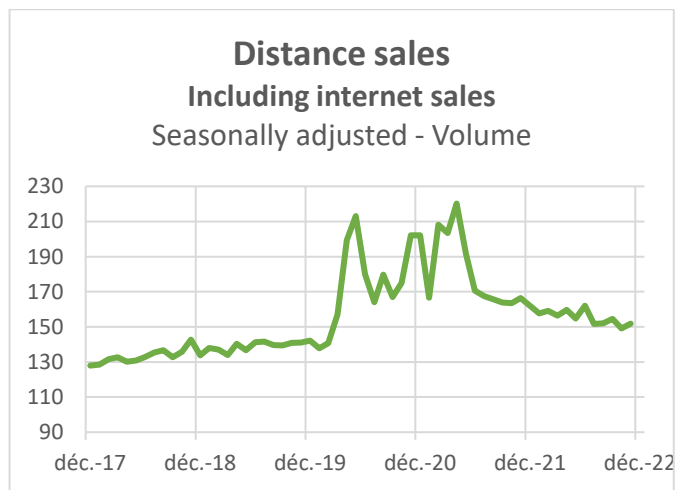
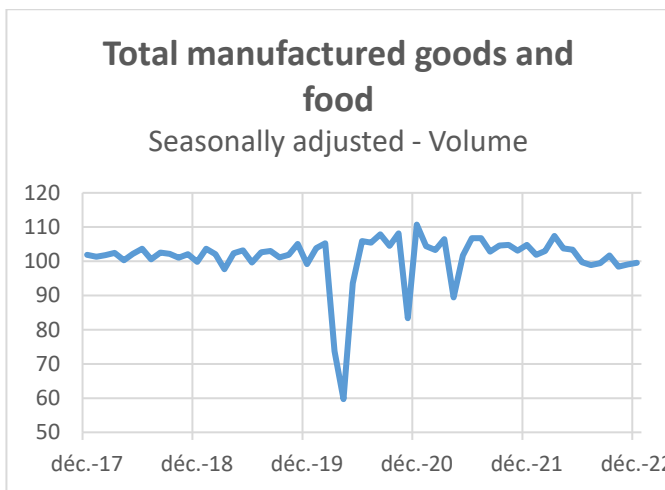
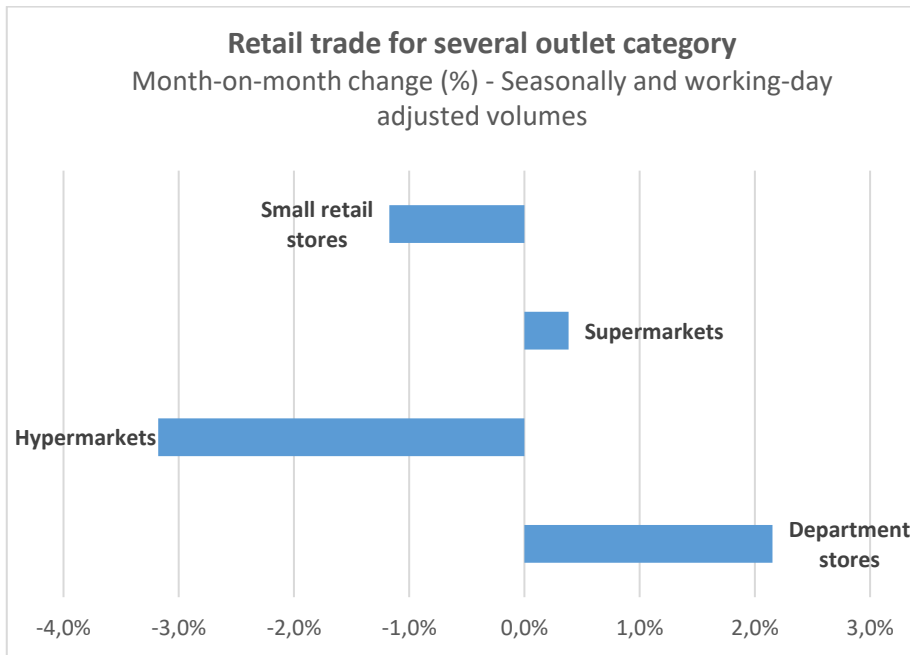
For 2022 as a whole, retail sales shrank by 1.8% compared to 2021, driven by a significant decline in food sales, which fell by 5.7%, while sales of manufactured goods rose slightly by 1.2%.



Notes :

- 1) Sectors are classified according to the relative weight of the products included in the total aggregate of retail trade (weights are given on the right scale)
- 2) The aggregated and by sub-sector series are seasonally adjusted on an individual basis: the seasonally adjusted series do not represent the sum of the seasonally adjusted components.

Retail trade by certain outlet category: M/M-1 change (%)



Source: FEVAD and Banque de France

Provisional data as of the 7th working day following the month under review.

Notes:

- 1) The Fevad and the Banque de France work together to publish the e-commerce figures for France (excluding food). The last published figure covers November 2022. The actual figure for December will be published as soon as it is available.
- 2) The aggregated and by sub-sector series are seasonally adjusted on an individual basis: the seasonally adjusted series do not represent the sum of the seasonally adjusted components.

Methodology: From December, 2022, a new methodology is used for the index « Food products ». There is a revision of the whole time series since 2000. The series "Total" is consequently affected.

For further details, see [sectoral level information](#), [methodology](#), [publications calendar](#) and [contacts](#)

Find the series on the website of the Bank of France in [Webstat Banque de France](#) database.

Subscription to Business surveys can be requested to www.banque-france.fr

