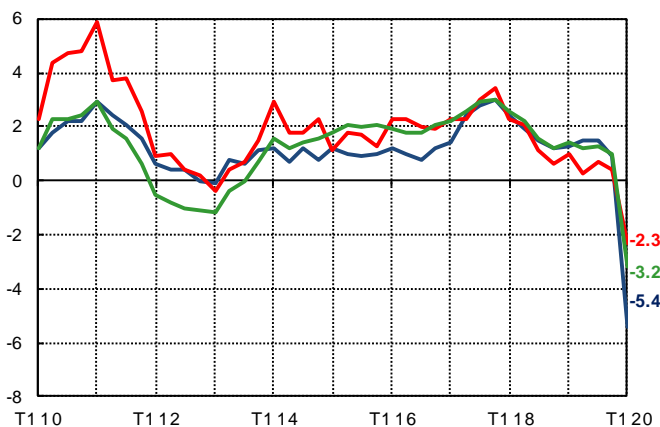


Main Statistical Indicators

— France — Euro area — Germany

GDP GROWTH RATE

GDP at market prices - Growth rate, over 1 year (%)



Source : INSEE, Eurostat

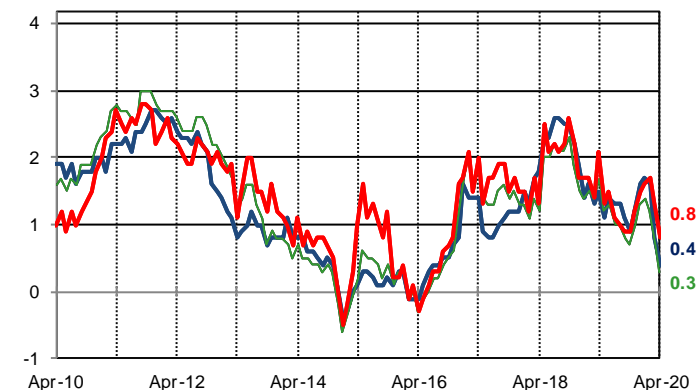
PUBLIC FINANCES

As % of GDP	France	Germany	Euro Area
Public budget balance	2019	2019	2019
	-3.0	+1.4	-0.6
Public budget balance			
Q4 2019	-3.0	+1.4	-0.6
Structural budget balance, General government			
2019 (final)	-2.7	+1.1	-0.9
2020 (forecast)	-2.6	+0.7	-1.1
Public debt			
Q4 2019	98.1	59.8	84.2

Source : INSEE, Eurostat, European Commission

INFLATION RATE

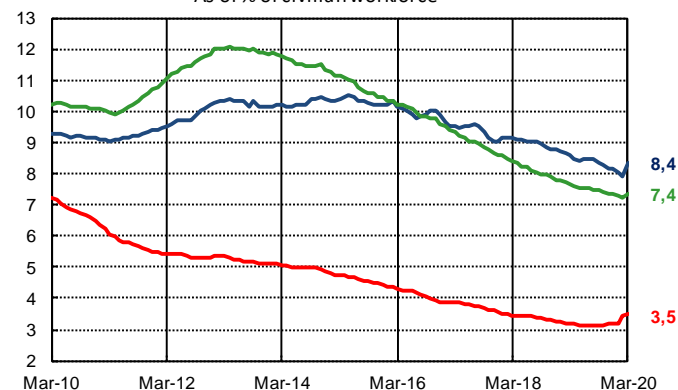
HICP, Annual rate (%)



Source : INSEE, Destatis, Eurostat

UNEMPLOYMENT RATE

As of % of civilian workforce



Source : Eurostat

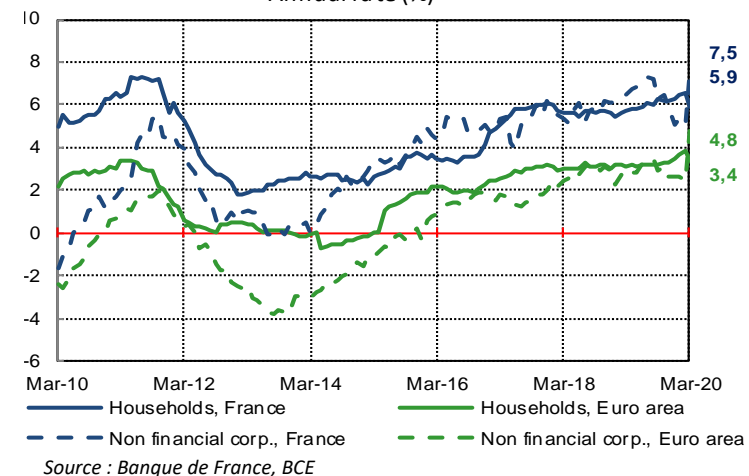
BoP : CURRENT ACCOUNT

As % of GDP, seasonally adjusted balance	Q4 2019
France	-0.3
Germany	+7.9
Euro area	+2.6

Source : Banque de France, Bundesbank, Eurostat
Calculation Banque de France - DGS

LOANS TO HOUSEHOLDS & NON FINANCIAL CORPORATIONS

Annual rate (%)



Source : Banque de France, BCE