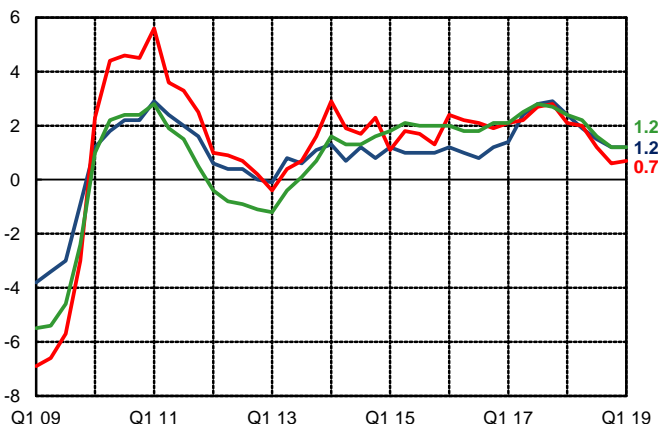


# Main Statistical Indicators

— France — Euro area — Germany

## GDP GROWTH RATE

GDP at market prices - Growth rate, over 1 year (%)



Source : INSEE, Eurostat

## PUBLIC FINANCES

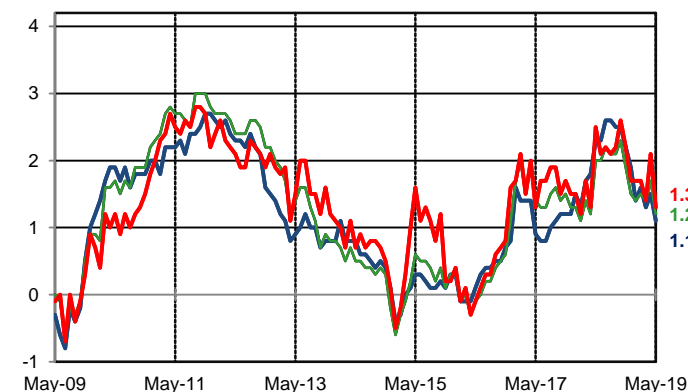
As % of GDP	France	Germany	Euro Area
<b>Public budget balance</b>	<b>2017</b>	<b>2017</b>	<b>2017</b>
	-2.6	+1.3	-0.9
<b>Public budget balance</b>	<b>Q4 2018</b>	<b>+1.7</b>	<b>-0.5</b>
<b>Structural budget balance, General government</b>			
<b>2017 (définitif)</b>	-2.1	+1.5	-0.6
<b>2018 (prévision)</b>	-2.1	+1.2	-0.8
<b>Public debt</b>			
<b>Q4 2018</b>	<b>98.4</b>	<b>60.9</b>	<b>85.2</b>

Source : INSEE, Eurostat

European Commission (European Economic Forecast, Spring 2018)

## INFLATION RATE

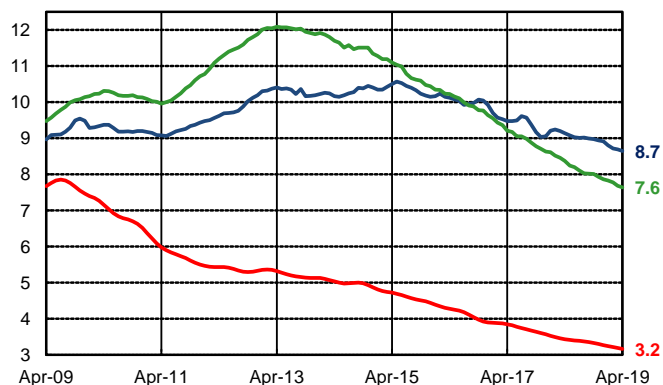
HICP, Annual rate (%)



Source : INSEE, Destatis, Eurostat

## UNEMPLOYMENT RATE

As of % of civilian workforce



Source : Eurostat

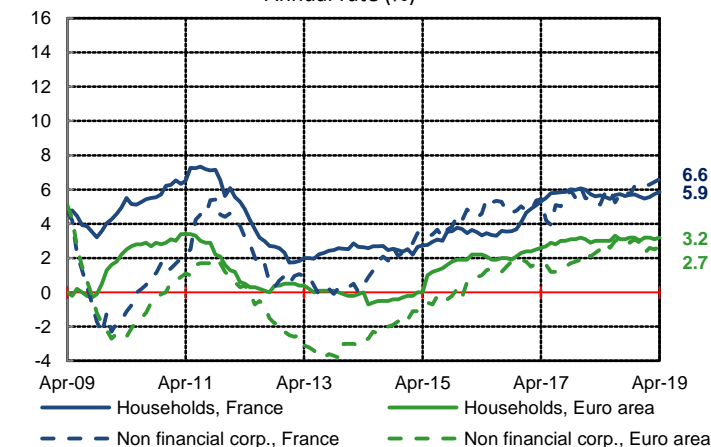
## BoP : CURRENT ACCOUNT

As % of GDP, seasonally adjusted balance	Q4 2018
<b>France</b>	<b>-0.1</b>
<b>Germany</b>	<b>+7.5</b>
<b>Euro area</b>	<b>+2.7</b>

Source : Banque de France, Bundesbank, Eurostat  
Calculation Banque de France - DGS

## LOANS TO HOUSEHOLDS & NON FINANCIAL CORPORATIONS

Annual rate (%)



Source : Banque de France, BCE