

Performance of investment funds – France • June 2019

The performance of non-monetary funds is again positive

The annual performance of non-money market funds turns positive again in June (+1.6%), after a decline in May (-0.9%). This applies to all fund categories. Equity funds rise +1.1% (after -4.1% in May) in line with the rebound in equity markets. The performance of bond funds increases by +1.8% (after +1.4% in May).

Annual performance of Investment Funds by subsectors (a)

(percent, outstanding amounts : EUR billion)

	2016	2017	2018	May-19	Jun-19	Net asset Value juin-19
NON MONEY MARKET FUNDS	3,2	5,9	-5,2	-0,9	1,6	1 286
Equity funds (b)	3,6	11,9	-12,0	-4,1	1,1	317
<i>of which : ETF (c)</i>	5,6	12,3	-6,1	-0,9	3,6	31
Bond funds (b)	2,7	0,6	-0,9	1,4	1,8	293
Mixed Funds (b) (e)	2,6	4,2	-5,9	-1,5	0,8	341
Other funds (d) (f)	4,0	6,1	-0,2	0,8	2,3	336
<i>of which employees' savings funds</i>	3,6	6,7	-6,9	-2,4	0,9	135
MONEY MARKET FUNDS	0,02	-0,23	-0,28	-0,24	-0,25	327

Source : Banque de France

(a) Annual performance net of management fees but before deduction of entry and exit fees commissions (cf. methodology).

(b) Except employees' savings funds (which are included in "Others funds")

(c) Exchange Trade Fund

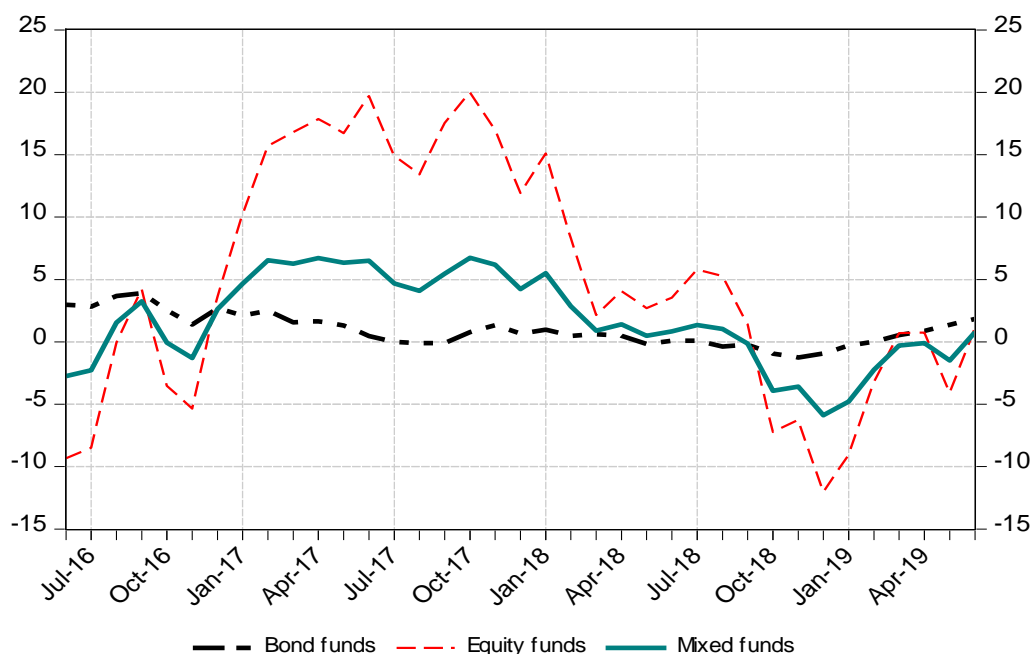
(d) Employees savings funds, real estate funds, Private equity funds, formula-based funds, hedge funds

(e) The term "mixed funds" replaces the term "diversified funds", AMF category that has been deleted since 31/12/2017; the criterion for classification remains the same.

(f) Outstanding amount and performance of real estate funds are taken into account as of June 2016

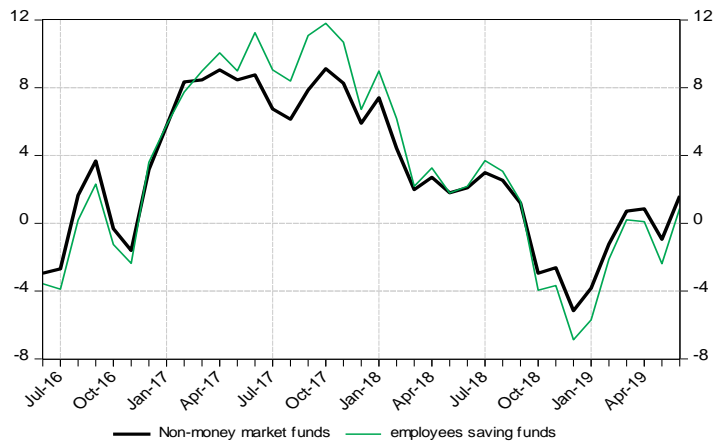
Annual performance of equity, bond and mixed funds

in percent



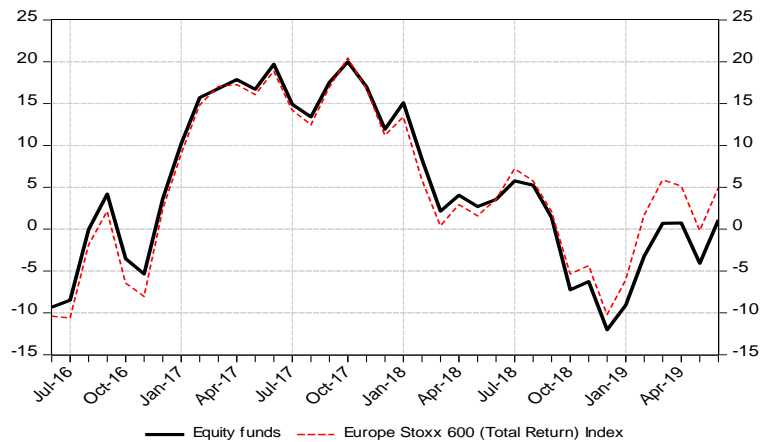
Performance of Non-MMF funds and employees' saving funds (a)

In percent



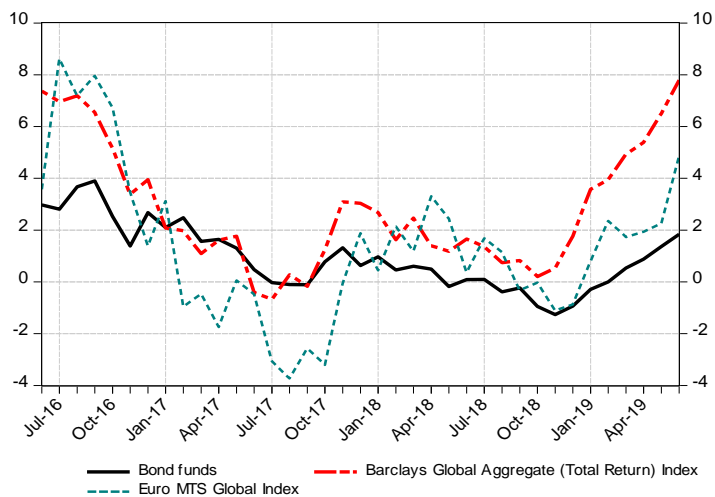
Performance of equity funds (a)

In percent



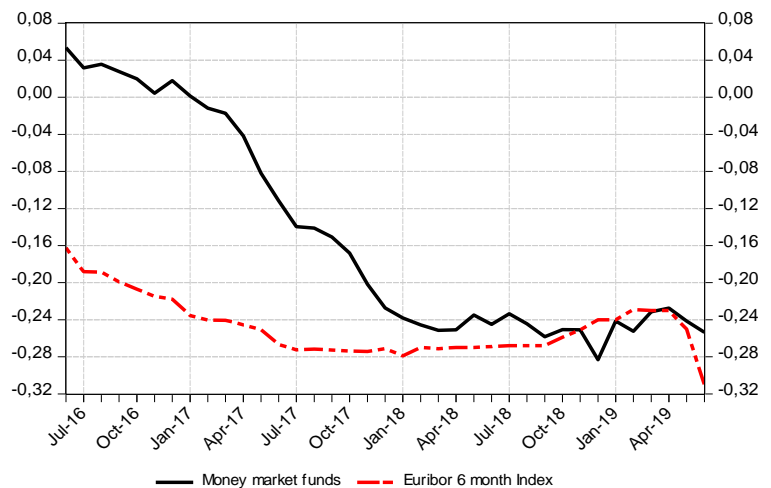
Performance of bonds funds (a)

In percent



Performance of MMF funds (a)

In percent



Source : Banque de France, Barclays, Europerformance

(a) Annual performance net of management fees but before deduction of entry and exit fees commissions (cf. methodology)

Additional information

The different categories of funds under review are defined by the Autorité des Marchés Financiers (AMF – French Financial Markets Authority). The classification of each fund is based on its real risk exposure. The definition of the exposure and the risk thresholds for each category are developed in AMF Instructions 2011-19, 2011-20 and 2011-21.

The **Stoxx 600 index** comprises 600 companies residing in 18 European countries.

The **Barclays index** comprises sovereign and quasi-sovereign bonds, corporate bonds and asset-backed securities. It includes securities denominated in 24 currencies, issued from developed and emerging markets. The rating of the securities is “investment grade” with residual maturity over one year.

The **Euro-MTS Index** is a euro-denominated bond index that measures the performance of the eurozone government bond market across all maturities of the underlying bonds combined.

The performance of the indices is measured by total return (price change and coupons/dividends reinvested). The yield spreads between these indices and the performance of UCIs in France reflect differences in composition and management orientation, in particular the balance between highly liquid sovereign bonds issued by major advanced countries, less liquid sovereign bonds or bonds with a higher risk/return profile and bonds issued by private issuers.

