

MEDIUM TERM NOTES

III. Medium Term Notes in february 2020

III.1. Overview

- III.1.1. Breakdown of outstanding amounts and issues by issue's currency (by issuers category)
- III.1.2. Breakdown of outstanding amounts and issues by rating (by issuers category)
- III.1.3. Breakdown of outstanding amounts and issues by maturity (by issuers category)
- III.1.4. Breakdown of outstanding amounts and issues by interest rate category (by issuers category)

III.2. List of issuers of Medium Term Notes at 29/02/2020 : outstanding amounts and transactions by issuers category and by geographical area

MEDIUM TERM NOTES

III.1. Overview

III.1.1. Breakdown of outstanding amounts and issues by issue's currency (by issuers category)

millions of units

	Outstanding amount in february 2020	Issue amount in february 2020	Matured Debt in february 2020	Outstanding amount in january 2020	Number of issuers in february 2020
Bank issuers					
EUR	44 613,6	3 400,9	- 1 003,8	43 871,5	18
USD	548,9	0,0	- 5,0	553,9	0
EUR Equivalent	45 113,7	3 400,9	- 1 008,3	44 372,7	
<i>of which secured Medium Term Notes</i>	<i>83,0</i>	<i>0,0</i>	<i>0,0</i>	<i>83,0</i>	
Others financial issuers					
Excluding asset backed securities issuers					
USD	0,0	0,0	0,0	0,0	0
EUR Equivalent	0,0	0,0	0,0	0,0	
Asset backed securities issuers					
EUR	380,1	0,0	0,0	380,1	0
EUR Equivalent	380,1	0,0	0,0	380,1	
Total financial issuers (a)	45 493,8	3 400,9	- 1 008,3	44 752,8	

MEDIUM TERM NOTES

III.1.1 Breakdown of outstanding amounts and issues by issue's currency (by issuers category) - next

millions of units

	Outstanding amount in february 2020	Issue amount in february 2020	Matured Debt in february 2020	Outstanding amount in january 2020	Number of issuers in february 2020
Non financial issuers					
EUR	2 102,8	100,0	- 42,0	2 044,8	2
EUR Equivalent	2 102,8	100,0	- 42,0	2 044,8	
Public issuers					
EUR	5 214,0	0,0	0,0	5 214,0	0
EUR Equivalent	5 214,0	0,0	0,0	5 214,0	
Total non-financial and public issuers (b)	7 316,8	100,0	- 42,0	7 258,8	
Total medium-term market (a)+(b)	52 810,6	3 500,9	- 1 050,3	52 011,6	

MEDIUM TERM NOTES

III.1.2. Breakdown of outstanding amounts and issues by rating* (by issuers category)

millions of units

	Outstanding amount in february 2020	Issue amount in february 2020	Matured Debt in february 2020	Outstanding amount in january 2020	Number of issuers in february 2020
Bank issuers	45 113,7	3 400,9	- 1 008,3	44 372,7	18
Class 1	50,0	0,0	- 100,0	150,0	0
Class 2	1 306,2	5,0	- 5,0	1 304,0	1
Class 3	34 871,4	3 316,2	- 658,7	33 854,5	12
Class 4	2 007,3	0,0	- 80,0	2 087,3	0
Unrated	6 878,8	79,8	- 164,6	6 976,9	5
Others financial issuers					
Excluding asset backed securities issuers	0,0	0,0	0,0	0,0	0
Unrated	0,0	0,0	0,0	0,0	0
Asset backed securities issuers	380,1	0,0	0,0	380,1	0
Class 3	380,1	0,0	0,0	380,1	0
Total financial issuers (a)	45 493,8	3 400,9	- 1 008,3	44 752,8	18

* The rating classes are defined in the methodological note related to statistical reviews.

MEDIUM TERM NOTES

III.1.2. Breakdown of outstanding amounts and issues by rating* (by issuers category) - next

millions of units

	Outstanding amount in february 2020	Issue amount in february 2020	Matured Debt in february 2020	Outstanding amount in january 2020	Number of issuers in february 2020
Non financial issuers	2 102,8	100,0	- 42,0	2 044,8	2
Class 2	269,0	0,0	0,0	269,0	0
Class 3	180,0	0,0	- 42,0	222,0	0
Unrated	1 653,8	100,0	0,0	1 553,8	2
Public issuers	5 214,0	0,0	0,0	5 214,0	0
Class 2	4 950,0	0,0	0,0	4 950,0	0
Unrated	264,0	0,0	0,0	264,0	0
Total non-financial and public issuers (b)	7 316,8	100,0	- 42,0	7 258,8	2
Total medium-term market (a)+(b)	52 810,6	3 500,9	- 1 050,3	52 011,6	20

* The rating classes are defined in the methodological note related to statistical publications reviews.

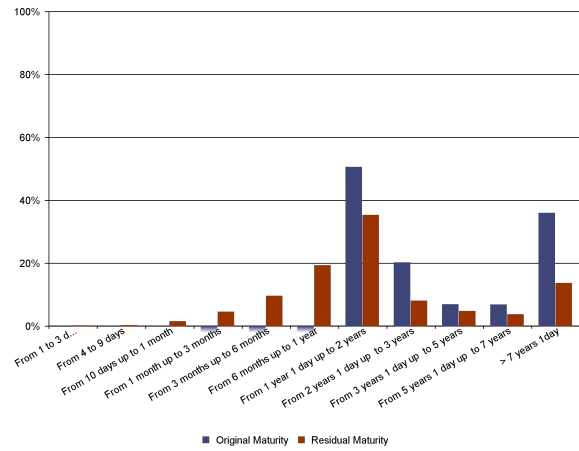
MEDIUM TERM NOTES

III.1.3. Breakdown of outstanding amounts and issues by maturity (by issuers category)

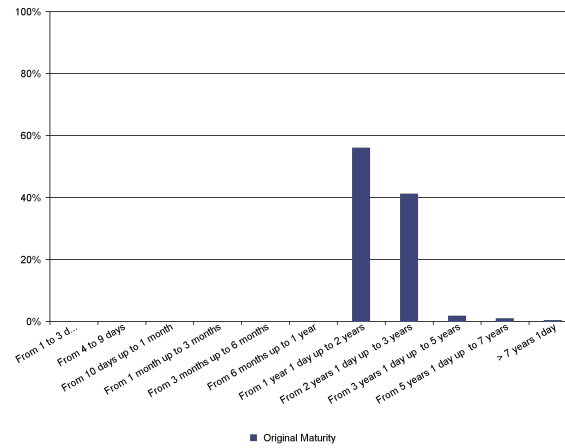
Bank issuers

all currencies

Breakdown of outstanding amounts
by original maturity and residual maturity at 29/02/2020 (in %)



Breakdown of issues by original maturity
at 29/02/2020 (in %)



MEDIUM TERM NOTES

all currencies

**Breakdown of outstanding amounts
by original maturity and residual maturity at 29/02/2020 (in %)**

**Breakdown of issues by original maturity
at 29/02/2020 (in %)**

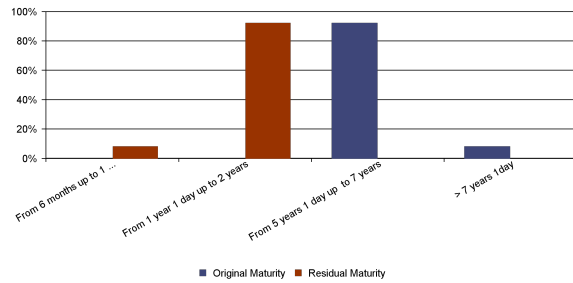
Excluding asset backed securities issuers

No issuer

No issue

Asset backed securities issuers

No issue



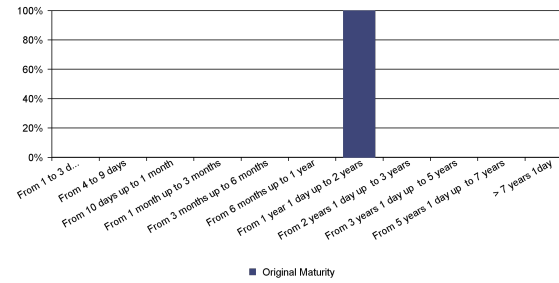
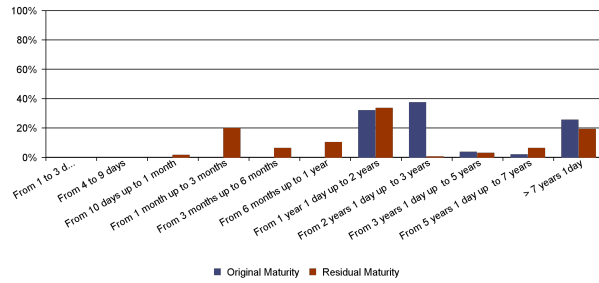
MEDIUM TERM NOTES

all currencies

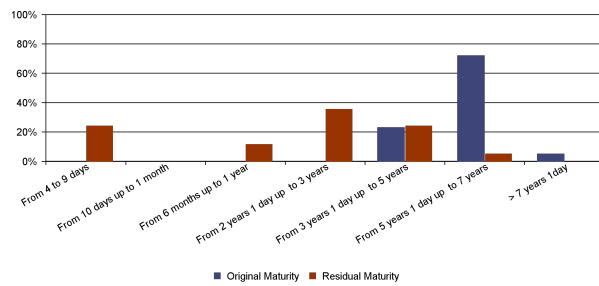
**Breakdown of outstanding amounts
by original maturity and residual maturity at 29/02/2020 (in %)**

**Breakdown of issues by original maturity
at 29/02/2020 (in %)**

Non financial issuers



Public issuers



No issue

MEDIUM TERM NOTES

III.1.4. Breakdown of outstanding amounts and issues by interest rate category (by issuers category)

	Financial banking issuers	Others financial issuers		Non financial issuers	Public issuers
	Excluding asset backed securities issuers	Asset backed securities issuers			
Fixed	1,6%	0,0%	0,0%	0,0%	0,0%
Structured	3,4%	0,0%	0,0%	0,0%	0,0%
Variable or adjustable	95,0%	0,0%	0,0%	100,0%	0,0%
All maturities	100,0%	0,0%	0,0%	100,0%	0,0%

MEDIUM TERM NOTES

III.2. List of issuers of Medium Term Notes at 29/02/2020 : outstanding amounts and transactions by issuers category and by geographical area

III.2.1 Bank issuers

- Residents

Issuer	Issue currency	Outstanding amount in february 2020	Issue amount in february 2020	Matured Debt in february 2020	Outstanding amount in january 2020	amounts in millions, maturity in number of days		
						Average original maturity of outstanding amount	Average residual maturity of outstanding amount	Average original maturity of issues
ALLIANZ BANQUE	EUR	188,5	5,0	-5,0	188,5	1 223	657	1 096
AUXIFIP	EUR	40,0	40,0	-40,0	40,0	731	709	731
AXA BANQUE	EUR	2 151,9	16,0	-60,0	2 205,9	2 220	895	730
BANQUE CIC NORD OUEST	EUR	27,5	0,0	0,0	27,5	2 469	1 718	0
BANQUE CIC OUEST	EUR	3,9	0,0	0,0	3,9	5 225	1 006	0
BANQUE CIC SUD OUEST	EUR	24,0	0,0	0,0	24,0	2 920	862	0
BANQUE EDEL S.N.C	EUR	287,4	25,0	-20,0	282,4	793	440	950
BANQUE EUROPEENNE DU CREDIT MUTUEL	EUR	13,0	0,0	0,0	13,0	3 170	2 000	0
		<i>of which secured medium term notes</i>	13	0	0	13		
BANQUE FEDERATIVE DU CREDIT MUTUEL	EUR	2 191,1	966,5	-250,0	1 474,6	672	587	731
	USD	125,0	0,0	0,0	125,0	382	269	0
	Equivalent_EUR	2 304,99	966,5	-250	1 587,72	658	572	467

MEDIUM TERM NOTES

III.2.1 Bank issuers

- Residents

amounts in millions, maturity in number of days

Issuer	Issue currency	Outstanding amount in february 2020	Issue amount in february 2020	Matured Debt in february 2020	Outstanding amount in january 2020	Average original maturity of outstanding amount	Average residual maturity of outstanding amount	Average original maturity of issues
BANQUE PALATINE	EUR	4,2	0,0	0,0	4,2	3 936	1 472	0
BANQUE POPULAIRE ALSACE LORRAINE CHAMPAGNE	EUR	135,4	0,0	-0,4	140,6	4 171	968	0
BANQUE POPULAIRE AQUITAINE CENTRE ATLANTIQUE	EUR	66,0	0,0	0,0	66,0	2 573	960	0
BANQUE POPULAIRE AUVERGNE RHONE ALPES	EUR	40,5	0,0	-0,2	40,7	1 061	329	0
BANQUE POPULAIRE BOURGOGNE FRANCHE-COMTE	EUR	72,7	0,0	0,0	72,7	4 254	639	0
BANQUE POPULAIRE DU SUD	EUR	6,9	0,0	-2,3	9,2	3 796	1 544	0
BANQUE POPULAIRE GRAND OUEST	EUR	168,8	0,0	-0,4	169,1	1 129	779	0
BANQUE POPULAIRE MEDITERRANEE	EUR	100,0	0,0	0,0	100,0	1 596	403	0
BANQUE POPULAIRE RIVES DE PARIS	EUR	56,0	0,0	-2,0	58,0	5 030	242	0
BANQUE POPULAIRE VAL DE FRANCE	EUR	329,8	11,3	-25,6	347,4	2 478	856	1 502
BANQUE TRANSATLANTIQUE	EUR	1,0	0,0	0,0	1,0	3 651	349	0

MEDIUM TERM NOTES

III.2.1 Bank issuers

- Residents

amounts in millions, maturity in number of days

Issuer	Issue currency	Outstanding amount in february 2020	Issue amount in february 2020	Matured Debt in february 2020	Outstanding amount in january 2020	Average original maturity of outstanding amount	Average residual maturity of outstanding amount	Average original maturity of issues
BNP PARIBAS	EUR	767,6	0,0	0,0	768,8	3 555	1 279	0
	USD	28,9	0,0	0,0	28,9	1 087	486	0
	Equivalent_EUR	793,9	0	0	794,92	3 473	1 253	
BPCE	EUR	406,9	0,0	0,0	406,9	3 246	324	0
BPIFRANCE FINANCEMENT	EUR	199,0	0,0	0,0	199,0	1 788	745	0
	USD	335,0	0,0	0,0	335,0	731	219	0
	Equivalent_EUR	504,19	0	0	502,11	1 148	427	
BRED-BANQUE POPULAIRE	EUR	100,4	0,0	0,0	110,4	1 398	520	0
BTP BANQUE	EUR	12,3	0,0	-1,3	13,6	2 029	135	0
CA CONSUMER FINANCE	EUR	1 757,0	0,0	-25,0	1 782,0	855	294	0
CAISSE CENTRALE DU CREDIT IMMOBILIER DE FRANCE - 3CIF	EUR	50,0	0,0	0,0	50,0	7 305	1 527	0
CAISSE D'EPARGNE ET DE PREVOYANCE DE BOURGOGNE FRANCHE-COMTE	EUR	11,8	0,0	0,0	11,8	731	521	0
CAISSE D'EPARGNE ET DE PREVOYANCE DE MIDI-PYRENEES	EUR	150,0	0,0	0,0	150,0	1 096	723	0

MEDIUM TERM NOTES

III.2.1 Bank issuers

- Residents

<i>amounts in millions, maturity in number of days</i>								
Issuer	Issue currency	Outstanding amount in february 2020	Issue amount in february 2020	Matured Debt in february 2020	Outstanding amount in january 2020	Average original maturity of outstanding amount	Average residual maturity of outstanding amount	Average original maturity of issues
CAISSE D'EPARGNE ET DE PREVOYANCE HAUTS DE FRANCE	EUR	0,0	0,0	0,0	0,0			0
CAISSE D'EPARGNE ET DE PREVOYANCE LOIRE-CENTRE	EUR	0,0	0,0	0,0	0,0			0
CAISSE DES DEPOTS ET CONSIGNATIONS	EUR	585,3	0,0	0,0	585,3	7 744	6 406	0
	USD	20,0	0,0	0,0	20,0	10 957	9 854	0
	Equivalent_EUR	603,5	0	0	603,38	7 841	6 510	
CAISSE FEDERALE DU CREDIT MUTUEL MAINE-ANJOU ET BASSE-NORMANDIE	EUR	530,2	0,0	0,0	530,2	1 644	1 190	0
CAISSE FEDERALE DU CREDIT MUTUEL NORD EUROPE	EUR	204,0	0,0	0,0	204,0	3 515	349	0
CAISSE FEDERALE DU CREDIT MUTUEL OCEAN	EUR	616,2	35,0	-0,4	581,6	1 439	1 126	1 096
CAISSE REGIONALE DE CREDIT AGRICOLE MUTUEL ALSACE VOSGES	EUR	51,5	0,0	0,0	51,5	2 637	1 287	0
<i>of which subordinated medium term notes</i>		41,66	0	0	41,66			
CAISSE REGIONALE DE CREDIT AGRICOLE MUTUEL ATLANTIQUE VENDEE	EUR	448,6	0,0	-20,0	468,6	8 754	6 739	0
<i>of which subordinated medium term notes</i>		0	0	0				
CAISSE REGIONALE DE CREDIT AGRICOLE MUTUEL BRIE PICARDIE	EUR	107,5	0,0	0,0	107,5	1 550	721	0
CAISSE REGIONALE DE CREDIT AGRICOLE MUTUEL CENTRE-EST	EUR	333,8	0,0	0,0	333,8	5 673	825	0

MEDIUM TERM NOTES

III.2.1 Bank issuers

- Residents

amounts in millions, maturity in number of days

Issuer	Issue currency	Outstanding amount in february 2020	Issue amount in february 2020	Matured Debt in february 2020	Outstanding amount in january 2020	Average original maturity of outstanding amount	Average residual maturity of outstanding amount	Average original maturity of issues
CAISSE REGIONALE DE CREDIT AGRICOLE MUTUEL CENTRE LOIRE	EUR	269,7	0,0	0,0	269,7	3 438	1 743	0
<i>of which subordinated medium term notes</i>		0	0	0				
CAISSE REGIONALE DE CREDIT AGRICOLE MUTUEL CHARENTE MARITIME DEUX SEVRES	EUR	83,0	0,0	0,0	83,0	1 856	632	0
<i>of which subordinated medium term notes</i>		57,75	0	0	57,75			
CAISSE REGIONALE DE CREDIT AGRICOLE MUTUEL CHARENTE PERIGORD	EUR	126,5	0,0	0,0	126,5	1 647	315	0
<i>of which subordinated medium term notes</i>		0,3	0	0	0,3			
CAISSE REGIONALE DE CREDIT AGRICOLE MUTUEL D'ALPES-PROVENCE	EUR	212,2	0,0	0,0	212,2	8 682	1 351	0
CAISSE REGIONALE DE CREDIT AGRICOLE MUTUEL D'AQUITAINE	EUR	393,7	0,0	0,0	393,7	3 599	1 025	0
<i>of which subordinated medium term notes</i>		0	0	0				
CAISSE REGIONALE DE CREDIT AGRICOLE MUTUEL DE CENTRE FRANCE	EUR	112,7	0,0	0,0	112,7	8 873	7 505	0
<i>of which subordinated medium term notes</i>		64,17	0	0	64,17			
CAISSE REGIONALE DE CREDIT AGRICOLE MUTUEL DE CHAMPAGNE-BOURGOGNE	EUR	120,4	0,0	0,0	120,4	10 958	9 247	0
<i>of which subordinated medium term notes</i>		120,36	0	0	120,36			
CAISSE REGIONALE DE CREDIT AGRICOLE MUTUEL DE LA GUADELOUPE	EUR	6,5	0,0	0,0	6,5	10 958	9 288	0
<i>of which subordinated medium term notes</i>		6	0	0	6			
CAISSE REGIONALE DE CREDIT AGRICOLE MUTUEL DE L'ANJOU ET DU MAINE	EUR	528,3	0,0	0,0	528,3	5 385	4 476	0
<i>of which subordinated medium term notes</i>		162,5	0	0	162,5			
CAISSE REGIONALE DE CREDIT AGRICOLE MUTUEL DE NORMANDIE	EUR	552,7	0,0	0,0	552,7	5 792	2 050	0

MEDIUM TERM NOTES

III.2.1 Bank issuers

- Residents

amounts in millions, maturity in number of days

Issuer	Issue currency	Outstanding amount in february 2020	Issue amount in february 2020	Matured Debt in february 2020	Outstanding amount in january 2020	Average original maturity of outstanding amount	Average residual maturity of outstanding amount	Average original maturity of issues
CAISSE REGIONALE DE CREDIT AGRICOLE MUTUEL DE PARIS ET D'ILE DE FRANCE	EUR	184,9	0,0	0,0	184,9	3 251	314	0
<i>of which subordinated medium term notes</i>		<i>115,16</i>	<i>0</i>	<i>0</i>	<i>115,16</i>			
CAISSE REGIONALE DE CREDIT AGRICOLE MUTUEL DES COTES-D'ARMOR	EUR	392,2	0,0	0,0	392,2	4 920	1 653	0
<i>of which subordinated medium term notes</i>		<i>0</i>	<i>0</i>	<i>0</i>				
CAISSE REGIONALE DE CREDIT AGRICOLE MUTUEL DES SAVOIE	EUR	276,4	0,0	0,0	276,4	5 493	4 038	0
<i>of which subordinated medium term notes</i>		<i>197,51</i>	<i>0</i>	<i>0</i>	<i>197,51</i>			
CAISSE REGIONALE DE CREDIT AGRICOLE MUTUEL DE TOURAINE ET DU POITOU	EUR	277,9	6,0	0,0	271,9	2 194	848	1 983
<i>of which subordinated medium term notes</i>		<i>143,54</i>	<i>0</i>	<i>0</i>	<i>143,54</i>			
CAISSE REGIONALE DE CREDIT AGRICOLE MUTUEL D'ILLE ET VILAINE	EUR	104,7	0,0	0,0	104,7	1 020	369	0
CAISSE REGIONALE DE CREDIT AGRICOLE MUTUEL DU FINISTERE	EUR	153,7	0,0	0,0	153,7	9 909	8 350	0
<i>of which subordinated medium term notes</i>		<i>0</i>	<i>0</i>	<i>0</i>				
CAISSE REGIONALE DE CREDIT AGRICOLE MUTUEL DU LANGUEDOC	EUR	143,9	0,0	0,0	143,9	9 952	9 238	0
<i>of which subordinated medium term notes</i>		<i>56,11</i>	<i>0</i>	<i>0</i>	<i>56,11</i>			
CAISSE REGIONALE DE CREDIT AGRICOLE MUTUEL DU MORBIHAN	EUR	210,0	0,0	0,0	210,0	5 479	517	0
CAISSE REGIONALE DE CREDIT AGRICOLE MUTUEL DU NORD EST	EUR	521,9	0,0	0,0	521,9	3 406	526	0
<i>of which subordinated medium term notes</i>		<i>193</i>	<i>0</i>	<i>0</i>	<i>193</i>			
CAISSE REGIONALE DE CREDIT AGRICOLE MUTUEL FRANCHE-COMTE	EUR	0,0	0,0	0,0	0,0			0

MEDIUM TERM NOTES

III.2.1 Bank issuers

- Residents

amounts in millions, maturity in number of days

Issuer	Issue currency	Outstanding amount in february 2020	Issue amount in february 2020	Matured Debt in february 2020	Outstanding amount in january 2020	Average original maturity of outstanding amount	Average residual maturity of outstanding amount	Average original maturity of issues
CAISSE REGIONALE DE CREDIT AGRICOLE MUTUEL NORD DE FRANCE	EUR	1 134,4	0,0	0,0	1 134,4	4 761	819	0
<i>of which subordinated medium term notes</i>		<i>156,32</i>	<i>0</i>	<i>0</i>	<i>156,32</i>			
CAISSE REGIONALE DE CREDIT AGRICOLE MUTUEL NORD MIDI PYRENEES	EUR	77,9	0,0	0,0	77,9	10 958	9 241	0
<i>of which subordinated medium term notes</i>		<i>77,93</i>	<i>0</i>	<i>0</i>	<i>77,93</i>			
CAISSE REGIONALE DE CREDIT AGRICOLE MUTUEL NORMANDIE-SEINE	EUR	250,0	200,0	0,0	50,0	695	614	686
CAISSE REGIONALE DE CREDIT AGRICOLE MUTUEL PROVENCE COTE D'AZUR	EUR	4,1	0,0	0,0	4,1	28 263	1 203	0
CAISSE REGIONALE DE CREDIT AGRICOLE MUTUEL PYRENEES-GASCOGNE	EUR	220,0	0,0	0,0	220,0	2 649	634	0
CAISSE REGIONALE DE CREDIT AGRICOLE MUTUEL SUD-MEDITERRANEE	EUR	162,3	0,0	0,0	162,3	5 896	1 731	0
CAISSE REGIONALE DE CREDIT AGRICOLE MUTUEL SUD-RHONE-ALPES	EUR	212,9	0,0	0,0	212,9	5 455	3 343	0
<i>of which subordinated medium term notes</i>			<i>0</i>	<i>0</i>				
CAISSE REGIONALE DE CREDIT AGRICOLE MUTUEL TOULOUSE 31	EUR	191,1	0,0	-0,2	191,3	1 594	1 037	0
CARREFOUR BANQUE	EUR	573,0	0,0	0,0	573,0	695	337	0
COMPAGNIE DE FINANCEMENT FONCIER	EUR	50,0	0,0	-100,0	150,0	5 479	31	0

MEDIUM TERM NOTES

III.2.1 Bank issuers

- Residents

amounts in millions, maturity in number of days

Issuer	Issue currency	Outstanding amount in february 2020	Issue amount in february 2020	Matured Debt in february 2020	Outstanding amount in january 2020	Average original maturity of outstanding amount	Average residual maturity of outstanding amount	Average original maturity of issues
CREDIT AGRICOLE CORPORATE AND INVESTMENT BANK	EUR	1 092,0	0,0	-57,0	1 149,0	3 021	789	0
CREDIT AGRICOLE LEASING & FACTORING SA	EUR	190,0	0,0	0,0	190,0	731	290	0
CREDIT AGRICOLE S.A.	EUR	30,0	0,0	0,0	30,0	10 958	4 503	0
CREDIT COOPERATIF	EUR	356,9	0,0	-10,5	367,4	3 712	558	0
CREDIT DU NORD	EUR	2 462,8	120,0	-135,1	2 480,8	1 963	502	914
CREDIT FONCIER ET COMMUNAL D'ALSACE et de LORRAINE-BANQUE	EUR	30,0	0,0	0,0	30,0	3 653	45	0
CREDIT INDUSTRIEL ET COMMERCIAL	EUR	77,2	20,0	0,0	57,2	760	320	731
CREDIT LYONNAIS	EUR	2 275,8	0,0	0,0	2 365,3	1 137	541	0
CREDIT MUNICIPAL DE PARIS	EUR	10,0	0,0	0,0	10,0	3 652	1 388	0
CREDIT MUTUEL ARKEA	EUR	104,2	9,7	0,0	95,1	4 800	2 862	3 636

MEDIUM TERM NOTES

III.2.1 Bank issuers

- Residents

amounts in millions, maturity in number of days

Issuer	Issue currency	Outstanding amount in february 2020	Issue amount in february 2020	Matured Debt in february 2020	Outstanding amount in january 2020	Average original maturity of outstanding amount	Average residual maturity of outstanding amount	Average original maturity of issues
DEXIA CREDIT LOCAL	EUR	0,0	0,0	-80,0	80,0			0
EDMOND DE ROTHSCHILD (FRANCE)	EUR	20,0	0,0	-20,0	40,0	1 215	437	0
FINAMUR	EUR	40,0	40,0	-40,0	40,0	731	709	731
FRANFINANCE	EUR	130,0	55,0	0,0	75,0	618	448	648
HSBC FRANCE	EUR	80,0	0,0	0,0	80,0	8 789	3 447	0
LA BANQUE POSTALE	EUR	1,0	0,0	0,0	1,0	1 096	793	0
	USD	15,0	0,0	0,0	15,0	732	443	0
	Equivalent_EUR	14,67	0	0	14,57	757	467	
LIXXBAIL	EUR	40,0	40,0	-40,0	40,0	731	709	731
LYONNAISE DE BANQUE	EUR	0,4	0,0	0,0	0,4	1 095	349	0
NATIXIS	EUR	574,1	0,0	0,0	576,8	4 390	1 880	0
ONEY BANK	EUR	256,0	0,0	0,0	256,0	1 093	120	0

MEDIUM TERM NOTES

III.2.1 Bank issuers

- Residents

amounts in millions, maturity in number of days

Issuer	Issue currency	Outstanding amount in february 2020	Issue amount in february 2020	Matured Debt in february 2020	Outstanding amount in january 2020	Average original maturity of outstanding amount	Average residual maturity of outstanding amount	Average original maturity of issues
ORANGE BANK	EUR	341,5	21,5	-15,0	335,0	840	371	714
PSA BANQUE FRANCE	EUR	418,0	0,0	0,0	418,0	795	402	0
RCI BANQUE SA	EUR	220,0	0,0	0,0	220,0	631	498	0
ROTHSCHILD MARTIN MAUREL	EUR	0,0	0,0	-1,5	1,5			0
SOCIETE GENERALE	EUR	15 698,2	1 750,0	0,0	15 478,2	1 592	883	455
SOCRAM BANQUE	EUR	135,0	0,0	0,0	135,0	665	383	0
UNIFERGIE - Union pour le Financement des Economies d'Energie	EUR	40,0	40,0	-40,0	40,0	731	709	731
Total Residents	Equivalent_EUR	44 887,3	3 400,9	-991,8	44 129,9	2 370	1 121	610
	<i>of which secured medium term notes</i>	<i>13,0</i>	<i>0,0</i>	<i>0,0</i>	<i>13,0</i>			
	<i>of which subordinated medium term notes</i>	<i>1 195,5</i>	<i>0,0</i>	<i>0,0</i>	<i>1 195,5</i>			

- Non residents located outside the Euro area

amounts in millions, maturity in number of days

Issuer	Issue currency	Outstanding amount in february 2020	Issue amount in february 2020	Matured Debt in february 2020	Outstanding amount in january 2020	Average original maturity of outstanding amount	Average residual maturity of outstanding amount	Average original maturity of issues
BANK OF CHINA LIMITED Paris Branch	USD	15,0	0,0	0,0	15,0	1 826	891	0

MEDIUM TERM NOTES

III.2.1 Bank issuers

- Non residents located outside the Euro area

amounts in millions, maturity in number of days

Issuer	Issue currency	Outstanding amount in february 2020	Issue amount in february 2020	Matured Debt in february 2020	Outstanding amount in january 2020	Average original maturity of outstanding amount	Average residual maturity of outstanding amount	Average original maturity of issues
	Equivalent_EUR	13,67	0	0	13,57	1 826	891	
BANQUE CALEDONIENNE D INVESTISSEMENT	EUR	203,6	0,0	-12,0	215,6	1 203	655	0
	USD	10,0	0,0	-5,0	15,0	369	51	0
	Equivalent_EUR	212,7	0	-16,56	229,16	1 167	629	
	<i>of which secured medium term notes</i>	<i>70</i>	<i>0</i>	<i>0</i>	<i>70</i>			
Total Non residents located outside the Euro area	Equivalent_EUR	226,4	0,0	-17,0	242,7	1 207	645	
	<i>of which secured medium term notes</i>	<i>70,0</i>	<i>0,0</i>	<i>- 12,0</i>	<i>70,0</i>			

MEDIUM TERM NOTES

III.2.2 Others financial issuers excluding asset backed securities issuers

- Residents

amounts in millions, maturity in number of days

Issuer	Issue currency	Outstanding amount in february 2020	Issue amount in february 2020	Matured Debt in february 2020	Outstanding amount in january 2020	Average original maturity of outstanding amount	Average residual maturity of outstanding amount	Average original maturity of issues
EXANE	USD	0,0	0,0	0,0	0,0			
	Equivalent_EUR	0	0	0				
Total Residents	Equivalent_EUR	0,0	0,0	0,0	0,0			

MEDIUM TERM NOTES

III.2.3 Others financial issuers

- Residents

amounts in millions, maturity in number of days

Issuer	Issue currency	Outstanding amount in february 2020	Issue amount in february 2020	Matured Debt in february 2020	Outstanding amount in january 2020	Average original maturity of outstanding amount	Average residual maturity of outstanding amount	Average original maturity of issues
NATIXIS LOAN FUNDING	EUR	380,1	0,0	0,0	380,1	1 936	480	0
Total Residents	Equivalent_EUR	380,1	0,0	0,0	380,1	1 936	480	0

MEDIUM TERM NOTES

III.2.4 Non financial issuers

- Residents

amounts in millions, maturity in number of days

Issuer	Issue currency	Outstanding amount in february 2020	Issue amount in february 2020	Matured Debt in february 2020	Outstanding amount in january 2020	Average original maturity of outstanding amount	Average residual maturity of outstanding amount	Average original maturity of issues
ALTAREIT	EUR	85,0	30,0	0,0	55,0	666	552	547
ATOS SE	EUR	130,0	0,0	0,0	130,0	1 433	932	0
BEL	EUR	50,0	0,0	0,0	50,0	1 417	944	0
CDC HABITAT	EUR	269,0	0,0	0,0	269,0	4 158	3 836	0
COVIVIO	EUR	270,0	0,0	0,0	270,0	368	100	0
CREDIT AGRICOLE CIB FINANCIAL SOLUTIONS	EUR	165,0	0,0	0,0	165,0	2 983	2 622	0
EIFPAGE	EUR	449,3	70,0	0,0	379,3	721	526	730
LAGARDERE SCA	EUR	64,0	0,0	0,0	64,0	731	479	0
SAFRAN	EUR	95,0	0,0	0,0	95,0	733	149	0
SEB S.A.	EUR	241,5	0,0	0,0	241,5	1 427	1 063	0
SOPRA STERIA GROUP	EUR	104,0	0,0	0,0	104,0	991	739	0
UNIBAIL- RODAMCO-WESTFIELD SE	EUR	180,0	0,0	-42,0	222,0	731	74	0
Total Residents	Equivalent_EUR	2 102,8	100,0	-42,0	2 044,8	1 447	1 110	675

MEDIUM TERM NOTES

III.2.5 Public issuers

- Residents

amounts in millions, maturity in number of days

Issuer	Issue currency	Outstanding amount in february 2020	Issue amount in february 2020	Matured Debt in february 2020	Outstanding amount in january 2020	Average original maturity of outstanding amount	Average residual maturity of outstanding amount	Average original maturity of issues
CAISSE D'AMORTISSEMENT DE LA DETTE SOCIALE	EUR	264,0	0,0	0,0	264,0	4 929	2 076	0
UNEDIC	EUR	4 950,0	0,0	0,0	4 950,0	1 914	792	0
Total Residents	Equivalent_EUR	5 214,0	0,0	0,0	5 214,0	2 067	857	0