

MEDIUM TERM NOTES

III. Medium Term Notes in July 2019

III.1. Overview

- III.1.1. Breakdown of outstanding amounts and issues by issue's currency (by issuers category)
- III.1.2. Breakdown of outstanding amounts and issues by rating (by issuers category)
- III.1.3. Breakdown of outstanding amounts and issues by maturity (by issuers category)
- III.1.4. Breakdown of outstanding amounts and issues by interest rate category (by issuers category)

III.2. List of issuers of Medium Term Notes at 31/07/2019 : outstanding amounts and transactions by issuers category and by geographical area

MEDIUM TERM NOTES

III.1. Overview

III.1.1. Breakdown of outstanding amounts and issues by issue's currency (by issuers category)

millions of units

	Outstanding amount in july 2019	Issue amount in july 2019	Matured Debt in july 2019	Outstanding amount in june 2019	Number of issuers in july 2019
Bank issuers					
EUR	43 317,0	1 666,1	- 1 928,6	44 042,3	22
USD	456,4	0,0	0,0	456,4	0
EUR Equivalent	43 726,2	1 666,1	- 1 928,6	44 443,4	
<i>of which secured Medium Term Notes</i>	<i>70,0</i>	<i>0,0</i>	<i>0,0</i>	<i>70,0</i>	
Others financial issuers					
Excluding asset backed securities issuers					
USD	100,0	0,0	0,0	100,0	0
EUR Equivalent	89,7	0,0	0,0	87,9	
Asset backed securities issuers					
EUR	380,1	0,0	0,0	380,1	0
EUR Equivalent	380,1	0,0	0,0	380,1	
Total financial issuers (a)	44 195,9	1 666,1	- 1 928,6	44 911,3	

MEDIUM TERM NOTES

III.1.1 Breakdown of outstanding amounts and issues by issue's currency (by issuers category) - next

millions of units

	Outstanding amount in july 2019	Issue amount in july 2019	Matured Debt in july 2019	Outstanding amount in june 2019	Number of issuers in july 2019
Non financial issuers					
EUR	1 945,6	124,0	- 9,9	1 831,5	2
EUR Equivalent	1 945,6	124,0	- 9,9	1 831,5	
Public issuers					
EUR	4 614,0	0,0	0,0	4 614,0	0
EUR Equivalent	4 614,0	0,0	0,0	4 614,0	
Total non-financial and public issuers (b)	6 559,6	124,0	- 9,9	6 445,5	
Total medium-term market (a)+(b)	50 755,5	1 790,1	- 1 938,5	51 356,8	

MEDIUM TERM NOTES

III.1.2. Breakdown of outstanding amounts and issues by rating* (by issuers category)

millions of units

	Outstanding amount in july 2019	Issue amount in july 2019	Matured Debt in july 2019	Outstanding amount in june 2019	Number of issuers in july 2019
Bank issuers	43 726,2	1 666,1	- 1 928,6	44 443,4	23
Class 1	150,0	0,0	0,0	150,0	0
Class 2	1 499,1	12,5	- 14,0	1 494,2	1
Class 3	33 228,9	1 435,7	- 1 783,1	34 028,4	13
Class 4	2 104,4	57,1	0,0	2 047,4	2
Unrated	6 743,8	160,8	- 131,5	6 723,3	7
Others financial issuers					
Excluding asset backed securities issuers	89,7	0,0	0,0	87,9	0
Unrated	89,7	0,0	0,0	87,9	0
Asset backed securities issuers	380,1	0,0	0,0	380,1	0
Class 3	380,1	0,0	0,0	380,1	0
Total financial issuers (a)	44 195,9	1 666,1	- 1 928,6	44 911,3	23

* The rating classes are defined in the methodological note related to statistical reviews.

MEDIUM TERM NOTES

III.1.2. Breakdown of outstanding amounts and issues by rating* (by issuers category) - next

millions of units

	Outstanding amount in july 2019	Issue amount in july 2019	Matured Debt in july 2019	Outstanding amount in june 2019	Number of issuers in july 2019
Non financial issuers	1 945,6	124,0	- 9,9	1 831,5	2
Class 2	189,0	0,0	0,0	189,0	0
Class 3	222,0	0,0	0,0	222,0	0
Unrated	1 534,6	124,0	- 9,9	1 420,5	2
Public issuers	4 614,0	0,0	0,0	4 614,0	0
Class 2	4 350,0	0,0	0,0	4 350,0	0
Unrated	264,0	0,0	0,0	264,0	0
Total non-financial and public issuers (b)	6 559,6	124,0	- 9,9	6 445,5	2
Total medium-term market (a)+(b)	50 755,5	1 790,1	- 1 938,5	51 356,8	25

* The rating classes are defined in the methodological note related to statistical publications reviews.

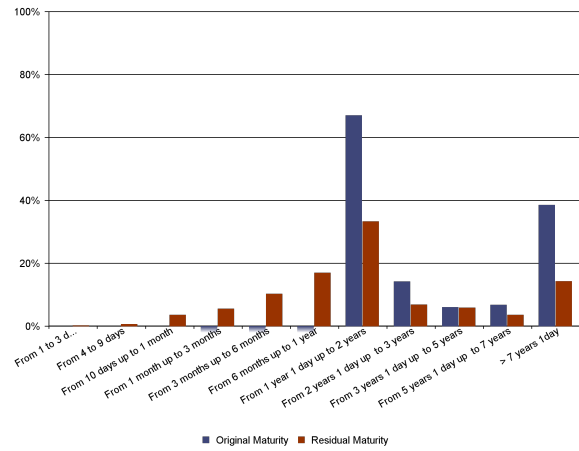
MEDIUM TERM NOTES

III.1.3. Breakdown of outstanding amounts and issues by maturity (by issuers category)

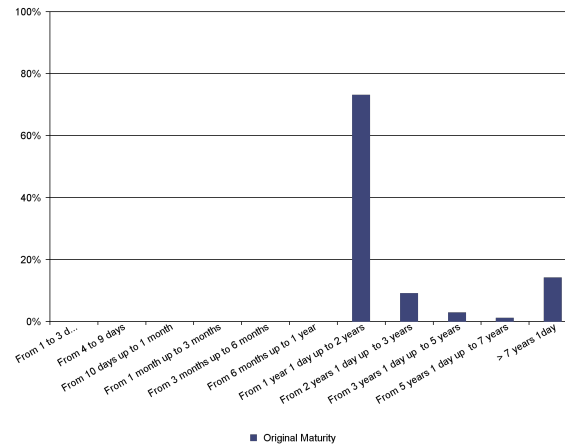
Bank issuers

all currencies

Breakdown of outstanding amounts
by original maturity and residual maturity at 31/07/2019 (in %)



Breakdown of issues by original maturity
at 31/07/2019 (in %)



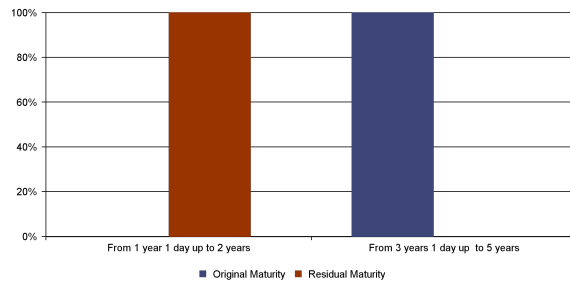
MEDIUM TERM NOTES

all currencies

**Breakdown of outstanding amounts
by original maturity and residual maturity at 31/07/2019 (in %)**

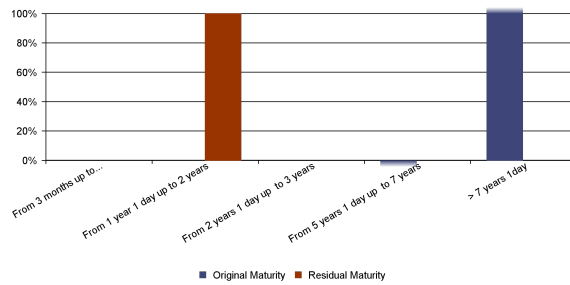
**Breakdown of issues by original maturity
at 31/07/2019 (in %)**

Excluding asset backed securities issuers



No issue

Asset backed securities issuers



No issue

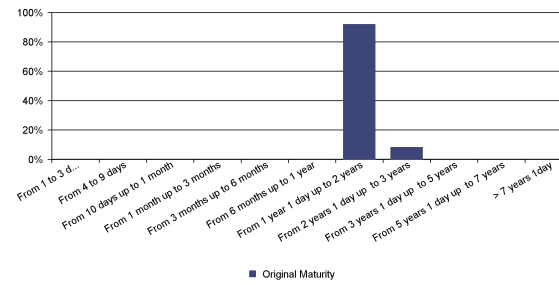
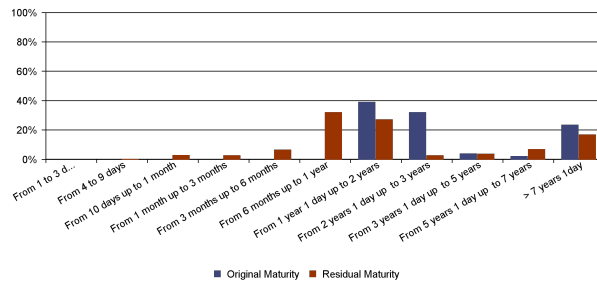
MEDIUM TERM NOTES

all currencies

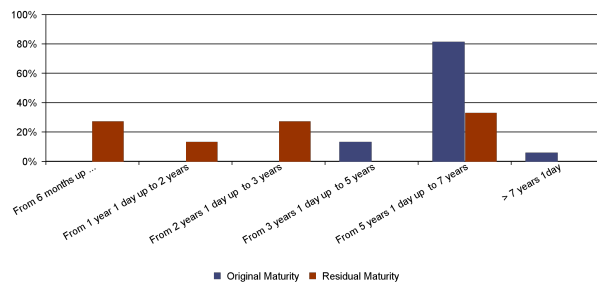
**Breakdown of outstanding amounts
by original maturity and residual maturity at 31/07/2019 (in %)**

**Breakdown of issues by original maturity
at 31/07/2019 (in %)**

Non financial issuers



Public issuers



No issue

MEDIUM TERM NOTES

III.1.4. Breakdown of outstanding amounts and issues by interest rate category (by issuers category)

	Financial banking issuers	Others financial issuers		Non financial issuers	Public issuers
		Excluding asset backed securities issuers	Asset backed securities issuers		
Fixed	8,7%	0,0%	0,0%	0,0%	0,0%
Structured	9,3%	0,0%	0,0%	0,0%	0,0%
Variable or adjustable	82,1%	0,0%	0,0%	100,0%	0,0%
All maturities	100,0%	0,0%	0,0%	100,0%	0,0%

MEDIUM TERM NOTES

III.2. List of issuers of Medium Term Notes at 31/07/2019 : outstanding amounts and transactions by issuers category and by geographical area

III.2.1 Bank issuers

- Residents

amounts in millions, maturity in number of days

Issuer	Issue currency	Outstanding amount in July 2019	Issue amount in July 2019	Matured Debt in July 2019	Outstanding amount in June 2019	Average original maturity of outstanding amount	Average residual maturity of outstanding amount	Average original maturity of issues
12240 - ALLIANZ BANQUE	EUR	186,5	12,5	-14,0	188,0	1 234	640	1 096
13558 - AUXIFIP	EUR	40,0	0,0	0,0	40,0	730	190	0
12548 - AXA BANQUE	EUR	2 335,8	90,0	-46,5	2 292,3	2 129	1 004	731
25080 - AXA BANQUE FINANCEMENT	EUR	1,0	0,0	0,0	1,0	730	106	0
30027 - BANQUE CIC NORD OUEST	EUR	33,1	0,0	0,0	33,1	2 464	1 640	0
30047 - BANQUE CIC OUEST	EUR	3,9	0,0	0,0	3,9	5 225	1 219	0
10057 - BANQUE CIC SUD OUEST	EUR	113,2	0,0	-14,4	127,6	3 567	263	0
13149 - BANQUE EDEL S.N.C	EUR	293,3	0,0	-23,8	317,1	735	287	0
11899 - BANQUE EUROPEENNE DU CREDIT MUTUEL	EUR	13,0	0,0	0,0	13,0	3 170	2 213	0
11808 - BANQUE FEDERATIVE DU CREDIT MUTUEL	EUR	890,6	0,0	-300,0	1 190,6	736	168	0

MEDIUM TERM NOTES

III.2.1 Bank issuers

- Residents

amounts in millions, maturity in number of days

Issuer	Issue currency	Outstanding amount in july 2019	Issue amount in july 2019	Matured Debt in july 2019	Outstanding amount in june 2019	Average original maturity of outstanding amount	Average residual maturity of outstanding amount	Average original maturity of issues
	USD Equivalent_EUR	25,0 913,03	0,0 0	0,0 -300	25,0 1 212,59	369 727	320 172	0
40978 - BANQUE PALATINE	EUR	4,2	0,0	-2,0	6,2	3 949	1 685	0
14707 - BANQUE POPULAIRE ALSACE LORRAINE CHAMPAGNE	EUR	167,4	0,0	-0,6	168,0	3 777	1 126	0
10907 - BANQUE POPULAIRE AQUITAINE CENTRE ATLANTIQUE	EUR	66,0	0,0	0,0	66,0	2 573	1 173	0
16807 - BANQUE POPULAIRE AUVERGNE RHONE ALPES	EUR	41,9	0,0	-0,2	42,3	1 051	541	0
10807 - BANQUE POPULAIRE BOURGOGNE FRANCHE-COMTE	EUR	74,0	0,0	0,0	74,0	4 204	840	0
13507 - BANQUE POPULAIRE DU NORD	EUR	0,5	0,0	0,0	0,5	1 769	31	0
16607 - BANQUE POPULAIRE DU SUD	EUR	12,0	0,0	-0,3	12,3	3 590	1 090	0
13807 - BANQUE POPULAIRE GRAND OUEST	EUR	67,6	0,0	-2,9	70,5	1 538	990	0
14607 - BANQUE POPULAIRE MEDITERRANEE	EUR	105,0	0,0	0,0	105,0	1 571	590	0
10207 - BANQUE POPULAIRE RIVES DE PARIS	EUR	102,2	2,0	0,0	100,2	2 986	265	729

MEDIUM TERM NOTES

III.2.1 Bank issuers

- Residents

amounts in millions, maturity in number of days

Issuer	Issue currency	Outstanding amount in July 2019	Issue amount in July 2019	Matured Debt in July 2019	Outstanding amount in June 2019	Average original maturity of outstanding amount	Average residual maturity of outstanding amount	Average original maturity of issues
18707 - BANQUE POPULAIRE VAL DE FRANCE	EUR	406,2	16,1	-28,6	427,8	2 016	578	1 487
30568 - BANQUE TRANSATLANTIQUE	EUR	1,0	0,0	0,0	1,0	3 651	562	0
30004 - BNP PARIBAS	EUR	776,0	23,2	-1,3	777,9	3 592	1 539	1 096
	USD	28,9	0,0	0,0	28,9	1 087	699	0
	Equivalent_EUR	801,91	23,15	-1,25	803,29	3 511	1 512	38 637
16188 - BPCE	EUR	540,5	0,0	0,0	540,5	3 232	426	0
18359 - BPIFRANCE FINANCEMENT	EUR	399,0	0,0	0,0	399,0	1 258	563	0
	USD	335,0	0,0	0,0	335,0	731	432	0
	Equivalent_EUR	699,34	0	0	693,37	1 031	506	0
10107 - BRED-BANQUE POPULAIRE	EUR	167,7	10,0	-23,4	191,0	960	428	368
	USD	2,5	0,0	0,0	2,5	1 095	180	0
	Equivalent_EUR	169,91	10	-23,37	193,24	962	424	29 158
30258 - BTP BANQUE	EUR	16,1	0,0	-3,0	19,1	2 192	301	0
41539 - CA CONSUMER FINANCE	EUR	2 122,2	55,0	-315,0	2 382,2	870	265	731
18609 - CAISSE CENTRALE DU CREDIT IMMOBILIER DE FRANCE - 3CIF	EUR	50,0	0,0	0,0	50,0	7 305	1 740	0

MEDIUM TERM NOTES

III.2.1 Bank issuers

- Residents

amounts in millions, maturity in number of days

Issuer	Issue currency	Outstanding amount in July 2019	Issue amount in July 2019	Matured Debt in July 2019	Outstanding amount in June 2019	Average original maturity of outstanding amount	Average residual maturity of outstanding amount	Average original maturity of issues
12135 - CAISSE D'EPARGNE ET DE PREVOYANCE DE BOURGOGNE FRANCHE-COMTE	EUR	3,5	0,5	0,0	3,0	731	547	731
13135 - CAISSE D'EPARGNE ET DE PREVOYANCE DE MIDI-PYRENEES	EUR	150,0	0,0	0,0	150,0	1 096	936	0
16275 - CAISSE D'EPARGNE ET DE PREVOYANCE HAUTS DE FRANCE	EUR	0,0	0,0	0,0	0,0			0
14505 - CAISSE D'EPARGNE ET DE PREVOYANCE LOIRE-CENTRE	EUR	0,5	0,0	0,0	0,5	1 826	1 000	0
40031 - CAISSE DES DEPOTS ET CONSIGNATIONS	EUR	585,3	0,0	0,0	585,3	7 744	6 619	0
	USD	20,0	0,0	0,0	20,0	10 957	10 067	0
	Equivalent_EUR	603,21	0	0	602,86	7 839	6 722	
15489 - CAISSE FEDERALE DU CREDIT MUTUEL MAINE-ANJOU ET BASSE-NORMANDIE	EUR	340,0	45,0	-25,0	320,0	2 076	1 280	729
15629 - CAISSE FEDERALE DU CREDIT MUTUEL NORD EUROPE	EUR	331,0	0,0	0,0	331,0	2 432	392	0
15519 - CAISSE FEDERALE DU CREDIT MUTUEL OCEAN	EUR	262,5	0,0	-11,2	273,6	2 395	1 419	0
17206 - CAISSE REGIONALE DE CREDIT AGRICOLE MUTUEL ALSACE VOSGES	EUR	51,5	0,0	0,0	51,5	2 637	1 500	0
		<i>of which subordinated medium term notes</i>	<i>41,66</i>	<i>0</i>	<i>0</i>	<i>41,66</i>		
14706 - CAISSE REGIONALE DE CREDIT AGRICOLE MUTUEL ATLANTIQUE VENDEE	EUR	533,6	0,0	0,0	533,6	7 479	5 925	0

MEDIUM TERM NOTES

III.2.1 Bank issuers

- Residents

<i>amounts in millions, maturity in number of days</i>								
Issuer	Issue currency	Outstanding amount in july 2019	Issue amount in july 2019	Matured Debt in july 2019	Outstanding amount in june 2019	Average original maturity of outstanding amount	Average residual maturity of outstanding amount	Average original maturity of issues
<i>of which subordinated medium term notes</i>			0	0	0			
18706 - CAISSE REGIONALE DE CREDIT AGRICOLE MUTUEL BRIE PICARDIE	EUR	107,5	1,1	0,0	106,4	1 550	934	1 827
17806 - CAISSE REGIONALE DE CREDIT AGRICOLE MUTUEL CENTRE-EST	EUR	333,8	0,0	-0,8	334,5	5 673	1 038	0
14806 - CAISSE REGIONALE DE CREDIT AGRICOLE MUTUEL CENTRE LOIRE	EUR	262,5	0,0	-1,0	263,5	1 831	305	0
<i>of which subordinated medium term notes</i>			242,67	0	0	242,67		
11706 - CAISSE REGIONALE DE CREDIT AGRICOLE MUTUEL CHARENTE MARITIME DEUX SEVRES	EUR	77,9	1,8	0,0	76,1	1 856	769	1 827
<i>of which subordinated medium term notes</i>			57,75	0	0	57,75		
12406 - CAISSE REGIONALE DE CREDIT AGRICOLE MUTUEL CHARENTE PERIGORD	EUR	126,1	0,2	-29,0	154,9	1 647	523	1 793
<i>of which subordinated medium term notes</i>			0,3	0	0	0,3		
11306 - CAISSE REGIONALE DE CREDIT AGRICOLE MUTUEL D'ALPES-PROVENCE	EUR	212,8	0,0	0,0	212,9	8 659	1 561	0
13306 - CAISSE REGIONALE DE CREDIT AGRICOLE MUTUEL D'AQUITAINE	EUR	371,1	0,0	0,0	371,1	3 400	623	0
<i>of which subordinated medium term notes</i>			34,05	0	0	34,05		
16806 - CAISSE REGIONALE DE CREDIT AGRICOLE MUTUEL DE CENTRE FRANCE	EUR	113,8	0,0	-0,3	114,1	8 699	7 512	0
<i>of which subordinated medium term notes</i>			64,17	0	0	64,17		
11006 - CAISSE REGIONALE DE CREDIT AGRICOLE MUTUEL DE CHAMPAGNE-BOURGOGNE	EUR	120,4	0,0	0,0	120,4	10 958	9 460	0

MEDIUM TERM NOTES

III.2.1 Bank issuers

- Residents

amounts in millions, maturity in number of days

Issuer	Issue currency	Outstanding amount in July 2019	Issue amount in July 2019	Matured Debt in July 2019	Outstanding amount in June 2019	Average original maturity of outstanding amount	Average residual maturity of outstanding amount	Average original maturity of issues
		<i>of which subordinated medium term notes</i>	120,36	0	0	120,36		
14006 - CAISSE REGIONALE DE CREDIT AGRICOLE MUTUEL DE LA GUADELOUPE	EUR	6,5	0,0	0,0	6,5	10 958	9 501	0
		<i>of which subordinated medium term notes</i>	6	0	0	6		
17906 - CAISSE REGIONALE DE CREDIT AGRICOLE MUTUEL DE L'ANJOU ET DU MAINE	EUR	595,7	38,6	0,0	557,1	4 829	4 165	10 778
		<i>of which subordinated medium term notes</i>	162,5	0	0	162,5		
16606 - CAISSE REGIONALE DE CREDIT AGRICOLE MUTUEL DE NORMANDIE	EUR	475,0	0,0	0,0	475,0	5 373	1 006	0
18206 - CAISSE REGIONALE DE CREDIT AGRICOLE MUTUEL DE PARIS ET D'ILE DE FRANCE	EUR	184,9	0,0	0,0	184,9	3 325	528	0
		<i>of which subordinated medium term notes</i>	115,16	0	0	115,16		
12206 - CAISSE REGIONALE DE CREDIT AGRICOLE MUTUEL DES COTES-D'ARMOR	EUR	385,4	2,9	-1,5	384,1	4 806	1 696	1 827
		<i>of which subordinated medium term notes</i>	0	0	0			
18106 - CAISSE REGIONALE DE CREDIT AGRICOLE MUTUEL DES SAVOIE	EUR	280,2	0,0	0,0	280,2	5 424	4 070	0
		<i>of which subordinated medium term notes</i>	198,23	0	0	198,23		
19406 - CAISSE REGIONALE DE CREDIT AGRICOLE MUTUEL DE TOURAINE ET DU POITOU	EUR	244,2	3,6	0,0	240,6	2 223	921	1 933
		<i>of which subordinated medium term notes</i>	143,54	0	0	143,54		
13606 - CAISSE REGIONALE DE CREDIT AGRICOLE MUTUEL D'ILLE ET VILAINE	EUR	124,9	0,0	0,0	124,9	944	506	0
12906 - CAISSE REGIONALE DE CREDIT AGRICOLE MUTUEL DU FINISTERE	EUR	146,7	0,0	0,0	146,7	9 735	8 292	0
		<i>of which subordinated medium term notes</i>	0	0	0			

MEDIUM TERM NOTES

III.2.1 Bank issuers

- Residents

amounts in millions, maturity in number of days

Issuer	Issue currency	Outstanding amount in July 2019	Issue amount in July 2019	Matured Debt in July 2019	Outstanding amount in June 2019	Average original maturity of outstanding amount	Average residual maturity of outstanding amount	Average original maturity of issues
13506 - CAISSE REGIONALE DE CREDIT AGRICOLE MUTUEL DU LANGUEDOC	EUR	60,4	0,0	0,0	60,4	10 580	9 175	0
<i>of which subordinated medium term notes</i>		<i>56,11</i>	<i>0</i>	<i>0</i>	<i>56,11</i>			
16006 - CAISSE REGIONALE DE CREDIT AGRICOLE MUTUEL DU MORBIHAN	EUR	210,0	0,0	0,0	210,0	5 479	730	0
10206 - CAISSE REGIONALE DE CREDIT AGRICOLE MUTUEL DU NORD EST	EUR	526,9	0,0	0,0	526,9	3 388	733	0
<i>of which subordinated medium term notes</i>		<i>193</i>	<i>0</i>	<i>0</i>	<i>193</i>			
12506 - CAISSE REGIONALE DE CREDIT AGRICOLE MUTUEL FRANCHE-COMTE	EUR	10,2	0,0	0,0	10,2	3 667	149	0
16706 - CAISSE REGIONALE DE CREDIT AGRICOLE MUTUEL NORD DE FRANCE	EUR	1 269,1	112,6	-5,0	1 217,8	4 441	861	2 557
<i>of which subordinated medium term notes</i>		<i>236,32</i>	<i>56,32</i>	<i>0</i>	<i>180</i>			
11206 - CAISSE REGIONALE DE CREDIT AGRICOLE MUTUEL NORD MIDI PYRENEES	EUR	77,9	0,0	0,0	77,9	10 958	9 454	0
<i>of which subordinated medium term notes</i>		<i>77,93</i>	<i>0</i>	<i>0</i>	<i>77,93</i>			
18306 - CAISSE REGIONALE DE CREDIT AGRICOLE MUTUEL NORMANDIE-SEINE	EUR	85,0	0,0	0,0	85,0	768	130	0
19106 - CAISSE REGIONALE DE CREDIT AGRICOLE MUTUEL PROVENCE COTE D'AZUR	EUR	4,2	0,8	0,0	3,5	19 463	1 390	1 793
16906 - CAISSE REGIONALE DE CREDIT AGRICOLE MUTUEL PYRENEES-GASCOGNE	EUR	220,0	0,0	0,0	220,0	2 649	847	0
17106 - CAISSE REGIONALE DE CREDIT AGRICOLE MUTUEL SUD-MEDITERRANEE	EUR	160,7	0,0	0,0	160,7	5 845	1 853	0

MEDIUM TERM NOTES

III.2.1 Bank issuers

- Residents

amounts in millions, maturity in number of days

Issuer	Issue currency	Outstanding amount in july 2019	Issue amount in july 2019	Matured Debt in july 2019	Outstanding amount in june 2019	Average original maturity of outstanding amount	Average residual maturity of outstanding amount	Average original maturity of issues
13906 - CAISSE REGIONALE DE CREDIT AGRICOLE MUTUEL SUD-RHONE-ALPES	EUR	211,3	0,0	0,0	211,3	5 460	3 547	0
			<i>of which subordinated medium term notes</i>	<i>0</i>	<i>0</i>	<i>0</i>		
13106 - CAISSE REGIONALE DE CREDIT AGRICOLE MUTUEL TOULOUSE 31	EUR	89,8	0,0	-2,5	92,3	1 237	760	0
19870 - CARREFOUR BANQUE	EUR	633,0	0,0	0,0	633,0	700	501	0
30051 - COMPAGNIE DE FINANCEMENT FONCIER	EUR	150,0	0,0	0,0	150,0	5 478	220	0
31489 - CREDIT AGRICOLE CORPORATE AND INVESTMENT BANK	EUR	1 096,0	0,0	0,0	1 096,0	3 455	921	0
16850 - CREDIT AGRICOLE LEASING & FACTORING SA	EUR	277,0	0,0	0,0	277,0	731	388	0
30006 - CREDIT AGRICOLE S.A.	EUR	30,0	0,0	-1,0	31,0	10 958	4 716	0
42559 - CREDIT COOPERATIF	EUR	472,2	0,0	-24,7	496,9	3 442	610	0
30076 - CREDIT DU NORD	EUR	3 419,5	85,4	-531,0	3 865,4	1 681	503	3 449
15149 - CREDIT FONCIER ET COMMUNAL D'ALSACE et de LORRAINE-BANQUE	EUR	30,0	0,0	0,0	30,0	3 653	258	0

MEDIUM TERM NOTES

III.2.1 Bank issuers

- Residents

amounts in millions, maturity in number of days

Issuer	Issue currency	Outstanding amount in july 2019	Issue amount in july 2019	Matured Debt in july 2019	Outstanding amount in june 2019	Average original maturity of outstanding amount	Average residual maturity of outstanding amount	Average original maturity of issues
30066 - CREDIT INDUSTRIEL ET COMMERCIAL	EUR	58,2	0,0	0,0	58,2	770	388	0
30002 - CREDIT LYONNAIS	EUR	2 639,9	240,0	-94,0	2 553,9	1 080	509	730
15208 - CREDIT MUNICIPAL DE PARIS	EUR	10,0	0,0	0,0	10,0	3 652	1 601	0
15589 - CREDIT MUTUEL ARKEA	EUR	81,8	0,0	-0,9	83,7	5 142	2 704	0
17290 - DEXIA CREDIT LOCAL	EUR	80,0	0,0	0,0	80,0	5 478	198	0
42529 - EDMOND DE ROTHSCHILD (FRANCE)	EUR	52,0	0,0	0,0	52,0	1 056	117	0
19169 - FINAMUR	EUR	40,0	0,0	0,0	40,0	730	190	0
719807406 - FRANFINANCE	EUR	70,0	15,0	0,0	55,0	586	511	640
30056 - HSBC FRANCE	EUR	80,0	0,0	0,0	80,0	8 971	3 660	0
20041 - LA BANQUE POSTALE	EUR	1,0	0,0	0,0	1,0	1 096	1 006	0
	USD	15,0	0,0	0,0	15,0	732	656	0
	Equivalent_EUR	14,45	0	0	14,18	757	680	

MEDIUM TERM NOTES

III.2.1 Bank issuers

- Residents

amounts in millions, maturity in number of days

Issuer	Issue currency	Outstanding amount in july 2019	Issue amount in july 2019	Matured Debt in july 2019	Outstanding amount in june 2019	Average original maturity of outstanding amount	Average residual maturity of outstanding amount	Average original maturity of issues
13150 - LIXXBAIL	EUR	40,0	0,0	0,0	40,0	730	190	0
10096 - LYONNAISE DE BANQUE	EUR	0,4	0,0	0,0	0,4	1 095	562	0
30007 - NATIXIS	EUR	717,4	0,0	0,0	719,2	4 323	2 271	0
12869 - ONEY BANK	EUR	506,0	0,0	0,0	506,0	952	464	0
18370 - ORANGE BANK	EUR	324,8	0,0	0,0	324,8	890	458	0
14749 - PSA BANQUE FRANCE	EUR	275,0	0,0	0,0	275,0	821	473	0
13369 - ROTHSCHILD MARTIN MAUREL	EUR	1,5	0,0	0,0	1,5	1 095	197	0
30003 - SOCIETE GENERALE	EUR	13 456,5	900,0	-415,0	13 271,5	1 771	1 024	400
12280 - SOCRAM BANQUE	EUR	125,0	0,0	0,0	125,0	660	578	0
18280 - UNIFERGIE - Union pour le Financement des Economies d'Energie	EUR	40,0	0,0	0,0	40,0	730	190	0

MEDIUM TERM NOTES

III.2.1 Bank issuers

- Residents

amounts in millions, maturity in number of days

Issuer	Issue currency	Outstanding amount in July 2019	Issue amount in July 2019	Matured Debt in July 2019	Outstanding amount in June 2019	Average original maturity of outstanding amount	Average residual maturity of outstanding amount	Average original maturity of issues
Total Residents	Equivalent_EUR	43 471,2	1 656,1	-1 918,6	44 188,9	2 458	1 149	1069
	<i>of which subordinated medium term notes</i>	<i>1 267,1</i>	<i>56,3</i>	<i>- 2,5</i>	<i>1 241,4</i>			

- Non residents located outside the Euro area

amounts in millions, maturity in number of days

Issuer	Issue currency	Outstanding amount in July 2019	Issue amount in July 2019	Matured Debt in July 2019	Outstanding amount in June 2019	Average original maturity of outstanding amount	Average residual maturity of outstanding amount	Average original maturity of issues
18769 - BANK OF CHINA LIMITED Paris Branch	USD	15,0	0,0	0,0	15,0	1 826	1 104	0
	Equivalent_EUR	13,45	0	0	13,18	1 826	1 104	
17499 - BANQUE CALEDONIENNE D INVESTISSEMENT	EUR	228,1	10,0	-10,0	228,1	1 182	663	581
	USD	15,0	0,0	0,0	15,0	368	238	0
	Equivalent_EUR	241,54	10	-10	241,27	1 136	639	1 277
	<i>of which secured medium term notes</i>	<i>70</i>	<i>0</i>	<i>0</i>	<i>70</i>			
Total Non residents located outside the Euro area	Equivalent_EUR	255,0	10,0	-10,0	254,5	1 173	664	581
	<i>of which secured medium term notes</i>	<i>70,0</i>	<i>10,0</i>	<i>- 10,0</i>	<i>70,0</i>			

MEDIUM TERM NOTES

III.2.2 Others financial issuers excluding asset backed securities issuers

- Residents

amounts in millions, maturity in number of days

Issuer	Issue currency	Outstanding amount in july 2019	Issue amount in july 2019	Matured Debt in july 2019	Outstanding amount in june 2019	Average original maturity of outstanding amount	Average residual maturity of outstanding amount	Average original maturity of issues
342040268 - EXANE	USD	100,0	0,0	0,0	100,0	1 096	369	
	Equivalent_EUR	89,65	0	0	87,87	1 096	369	
Total Residents	Equivalent_EUR	89,7	0,0	0,0	87,9	1 096	369	

MEDIUM TERM NOTES

III.2.3 Others financial issuers

- Residents

amounts in millions, maturity in number of days

Issuer	Issue currency	Outstanding amount in july 2019	Issue amount in july 2019	Matured Debt in july 2019	Outstanding amount in june 2019	Average original maturity of outstanding amount	Average residual maturity of outstanding amount	Average original maturity of issues
790212534 - NATIXIS LOAN FUNDING	EUR	380,1	0,0	0,0	380,1	1 936	693	0
Total Residents	Equivalent_EUR	380,1	0,0	0,0	380,1	1 936	693	0

MEDIUM TERM NOTES

III.2.4 Non financial issuers

- Residents

amounts in millions, maturity in number of days

Issuer	Issue currency	Outstanding amount in july 2019	Issue amount in july 2019	Matured Debt in july 2019	Outstanding amount in june 2019	Average original maturity of outstanding amount	Average residual maturity of outstanding amount	Average original maturity of issues
552091050 - ALTAREIT	EUR	30,0	0,0	0,0	30,0	730	673	0
323623603 - ATOS SE	EUR	130,0	0,0	0,0	130,0	1 433	1 146	0
542088067 - BEL	EUR	50,0	0,0	0,0	50,0	1 417	1 157	0
470801168 - CDC HABITAT	EUR	189,0	0,0	0,0	189,0	3 830	3 631	0
364800060 - COVIVIO	EUR	270,0	0,0	0,0	270,0	431	248	0
451428049 - CREDIT AGRICOLE CIB FINANCIAL SOLUTIONS	EUR	165,0	0,0	0,0	165,0	2 983	2 835	0
709802094 - EIFFAGE	EUR	286,3	100,0	0,0	186,3	729	665	729
320366446 - LAGARDERE SCA	EUR	59,8	24,0	-9,9	45,7	730	625	730
562082909 - SAFRAN	EUR	145,0	0,0	0,0	145,0	732	249	0
300349636 - SEB S.A.	EUR	241,5	0,0	0,0	241,5	1 427	1 276	0
326820065 - SOPRA STERIA GROUP	EUR	99,0	0,0	0,0	99,0	1 003	474	0
682024096 - UNIBAIL- RODAMCO-WESTFIELD SE	EUR	222,0	0,0	0,0	222,0	731	272	0
Total Residents	Equivalent_EUR	1 887,6	124,0	-9,9	1 773,5	1 365	1 127	729

MEDIUM TERM NOTES

III.2.4 Non financial issuers

- Non residents located in Euro area (excluding France)

amounts in millions, maturity in number of days

Issuer	Issue currency	Outstanding amount in july 2019	Issue amount in july 2019	Matured Debt in july 2019	Outstanding amount in june 2019	Average original maturity of outstanding amount	Average residual maturity of outstanding amount	Average original maturity of issues
481749802 - ECONOCOM GROUP SE	EUR	58,0	0,0	0,0	58,0	711	173	0
Total Non residents located in Euro area (excluding France)	Equivalent_EUR	58,0	0,0	0,0	58,0	711	173	0

MEDIUM TERM NOTES

III.2.5 Public issuers

- Residents

amounts in millions, maturity in number of days

Issuer	Issue currency	Outstanding amount in July 2019	Issue amount in July 2019	Matured Debt in July 2019	Outstanding amount in June 2019	Average original maturity of outstanding amount	Average residual maturity of outstanding amount	Average original maturity of issues
180020174 - CAISSE D'AMORTISSEMENT DE LA DETTE	EUR	264,0	0,0	0,0	264,0	4 929	2 289	0
775671878 - UNEDIC	EUR	4 350,0	0,0	0,0	4 350,0	2 027	984	0
Total Residents	Equivalent_EUR	4 614,0	0,0	0,0	4 614,0	2 193	1 058	0