

## MEDIUM TERM NOTES

### III. Medium Term Notes in november 2018

#### III.1. Overview

- III.1.1. Breakdown of outstanding amounts and issues by issue's currency (by issuers category)
- III.1.2. Breakdown of outstanding amounts and issues by rating (by issuers category)
- III.1.3. Breakdown of outstanding amounts and issues by maturity (by issuers category)
- III.1.4. Breakdown of outstanding amounts and issues by interest rate category (by issuers category)

#### III.2. List of issuers of Medium Term Notes at 30/11/2018 : outstanding amounts and transactions by issuers category and by geographical area

## MEDIUM TERM NOTES

### III.1. Overview

#### III.1.1. Breakdown of outstanding amounts and issues by issue's currency (by issuers category)

	<i>millions of units</i>				
	Outstanding amount in november 2018	Issue amount in november 2018	Matured Debt in november 2018	Outstanding amount in october 2018	Number of issuers in november 2018
<b>Bank issuers</b>					
EUR	48 413,6	2 568,7	- 1 087,2	49 285,0	19
USD	523,4	0,0	0,0	523,4	0
<b>EUR Equivalent</b>	<b>48 874,4</b>	<b>2 568,7</b>	<b>- 1 087,2</b>	<b>49 747,5</b>	
<i>of which secured Medium Term Notes</i>	<i>45,0</i>	<i>0,0</i>	<i>0,0</i>	<i>45,0</i>	
<b>Others financial issuers</b>					
<b>Excluding asset backed securities issuers</b>					
EUR	100,0	0,0	0,0	100,0	0
USD	100,0	0,0	0,0	100,0	0
<b>EUR Equivalent</b>	<b>188,0</b>	<b>0,0</b>	<b>0,0</b>	<b>188,4</b>	
<b>Asset backed securities issuers</b>					
EUR	380,1	0,0	0,0	380,1	0
<b>EUR Equivalent</b>	<b>380,1</b>	<b>0,0</b>	<b>0,0</b>	<b>380,1</b>	
<b>Total financial issuers (a)</b>	<b>49 442,6</b>	<b>2 568,7</b>	<b>- 1 087,2</b>	<b>50 315,9</b>	

## MEDIUM TERM NOTES

### III.1.1 Breakdown of outstanding amounts and issues by issue's currency (by issuers category) - next

*millions of units*

	Outstanding amount in november 2018	Issue amount in november 2018	Matured Debt in november 2018	Outstanding amount in october 2018	Number of issuers in november 2018
<b>Non financial issuers</b>					
EUR	936,7	10,0	0,0	926,7	1
<b>EUR Equivalent</b>	<b>936,7</b>	<b>10,0</b>	<b>0,0</b>	<b>926,7</b>	
<b>Public issuers</b>					
EUR	6 114,0	0,0	- 100,0	6 214,0	0
<b>EUR Equivalent</b>	<b>6 114,0</b>	<b>0,0</b>	<b>- 100,0</b>	<b>6 214,0</b>	
<b>Total non-financial and public issuers (b)</b>	<b>7 050,7</b>	<b>10,0</b>	<b>- 100,0</b>	<b>7 140,7</b>	
<b>Total medium-term market (a)+(b)</b>	<b>56 493,3</b>	<b>2 578,7</b>	<b>- 1 187,2</b>	<b>57 456,6</b>	

## MEDIUM TERM NOTES

### III.1.2. Breakdown of outstanding amounts and issues by rating\* (by issuers category)

*millions of units*

	Outstanding amount in november 2018	Issue amount in november 2018	Matured Debt in november 2018	Outstanding amount in october 2018	Number of issuers in november 2018
<b>Bank issuers</b>	<b>48 874,4</b>	<b>2 568,7</b>	<b>- 1 087,2</b>	<b>49 747,5</b>	<b>19</b>
Class 1	150,0	0,0	0,0	150,0	0
Class 2	1 375,3	10,0	- 20,0	1 386,4	1
Class 3	38 298,3	2 409,7	- 921,0	39 162,3	9
Class 4	2 264,0	10,0	- 50,0	2 304,0	1
Unrated	6 786,8	138,9	- 96,3	6 744,7	8
<b>Others financial issuers</b>					
<b>Excluding asset backed securities issuers</b>	<b>188,0</b>	<b>0,0</b>	<b>0,0</b>	<b>188,4</b>	<b>0</b>
Unrated	188,0	0,0	0,0	188,4	0
<b>Asset backed securities issuers</b>	<b>380,1</b>	<b>0,0</b>	<b>0,0</b>	<b>380,1</b>	<b>0</b>
Class 3	380,1	0,0	0,0	380,1	0
<b>Total financial issuers (a)</b>	<b>49 442,6</b>	<b>2 568,7</b>	<b>- 1 087,2</b>	<b>50 315,9</b>	<b>19</b>

\* The rating classes are defined in the methodological note related to statistical reviews.

## MEDIUM TERM NOTES

### III.1.2. Breakdown of outstanding amounts and issues by rating\* (by issuers category) - next

millions of units

	Outstanding amount in november 2018	Issue amount in november 2018	Matured Debt in november 2018	Outstanding amount in october 2018	Number of issuers in november 2018
<b>Non financial issuers</b>	<b>936,7</b>	<b>10,0</b>	<b>0,0</b>	<b>926,7</b>	<b>1</b>
Class 2	80,0	0,0	0,0	80,0	0
Class 3	222,0	0,0	0,0	222,0	0
Unrated	634,7	10,0	0,0	624,7	1
<b>Public issuers</b>	<b>6 114,0</b>	<b>0,0</b>	<b>- 100,0</b>	<b>6 214,0</b>	<b>0</b>
Class 2	5 850,0	0,0	- 100,0	5 950,0	0
Unrated	264,0	0,0	0,0	264,0	0
<b>Total non-financial and public issuers (b)</b>	<b>7 050,7</b>	<b>10,0</b>	<b>- 100,0</b>	<b>7 140,7</b>	<b>1</b>
<b>Total medium-term market (a)+(b)</b>	<b>56 493,3</b>	<b>2 578,7</b>	<b>- 1 187,2</b>	<b>57 456,6</b>	<b>20</b>

\* The rating classes are defined in the methodological note related to statistical publications reviews.

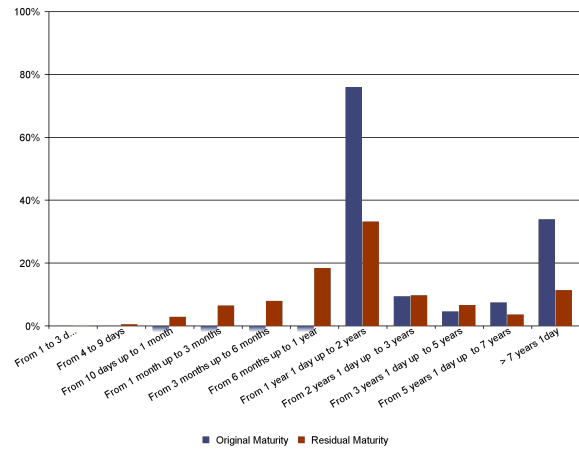
## MEDIUM TERM NOTES

### III.1.3. Breakdown of outstanding amounts and issues by maturity (by issuers category)

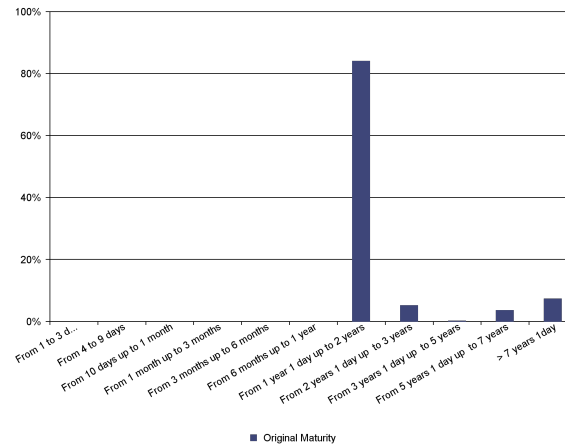
#### Bank issuers

all currencies

Breakdown of outstanding amounts  
by original maturity and residual maturity at 30/11/2018 (in %)



Breakdown of issues by original maturity  
at 30/11/2018 (in %)



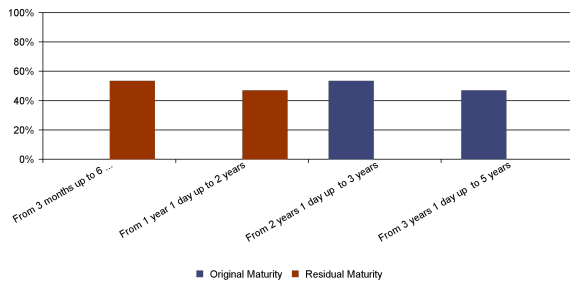
## MEDIUM TERM NOTES

all currencies

**Breakdown of outstanding amounts  
by original maturity and residual maturity at 30/11/2018 (in %)**

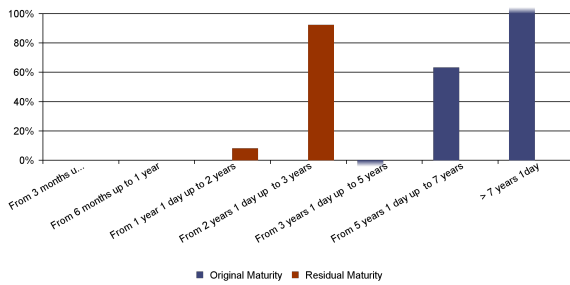
**Breakdown of issues by original maturity  
at 30/11/2018 (in %)**

### Excluding asset backed securities issuers



No issue

### Asset backed securities issuers



No issue

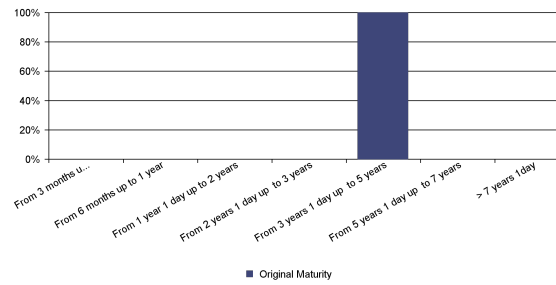
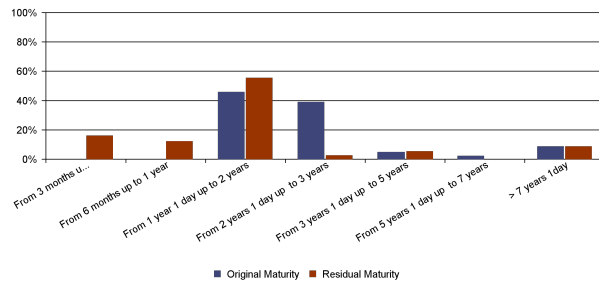
## MEDIUM TERM NOTES

all currencies

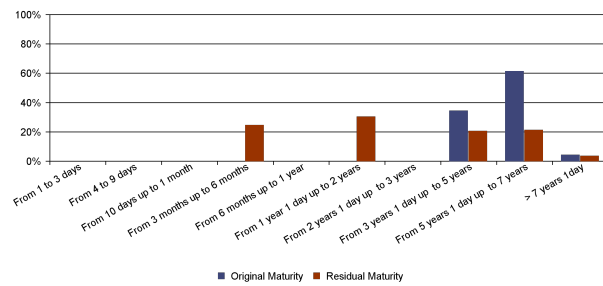
**Breakdown of outstanding amounts  
by original maturity and residual maturity at 30/11/2018 (in %)**

**Breakdown of issues by original maturity  
at 30/11/2018 (in %)**

### Non financial issuers



### Public issuers



No issue



## MEDIUM TERM NOTES

### III.1.4. Breakdown of outstanding amounts and issues by interest rate category (by issuers category)

	Financial banking issuers	Others financial issuers		Non financial issuers	Public issuers
		Excluding asset backed securities issuers	Asset backed securities issuers		
Fixed	3,1%	0,0%	0,0%	100,0%	0,0%
Structured	8,1%	0,0%	0,0%	0,0%	0,0%
Variable or adjustable	88,9%	0,0%	0,0%	0,0%	0,0%
<b>All maturities</b>	<b>100,0%</b>	<b>0,0%</b>	<b>0,0%</b>	<b>100,0%</b>	<b>0,0%</b>

## MEDIUM TERM NOTES

### III.2. List of issuers of Medium Term Notes at 30/11/2018 : outstanding amounts and transactions by issuers category and by geographical area

#### III.2.1 Bank issuers

##### - Residents

amounts in millions, maturity in number of days

Issuer	Issue currency	Outstanding amount in november 2018	Issue amount in november 2018	Matured Debt in november 2018	Outstanding amount in october 2018	Average original maturity of outstanding amount	Average residual maturity of outstanding amount	Average original maturity of issues
ALLIANZ BANQUE	EUR	237,0	10,0	-20,0	247,0	1 193	450	731
ARKEA BANQUE ENTREPRISES ET INSTITUTIONNELS	EUR	0,0	0,0	0,0	0,0			0
AUXIFIP	EUR	40,0	0,0	0,0	40,0	730	433	0
AXA BANQUE	EUR	2 026,8	85,0	-25,0	1 966,8	2 536	1 371	1 633
AXA BANQUE FINANCEMENT	EUR	36,0	0,0	0,0	36,0	831	160	0
BANQUE CIC NORD OUEST	EUR	28,7	0,0	0,0	28,7	2 148	1 488	0
BANQUE CIC OUEST	EUR	4,1	0,0	0,0	4,1	5 254	1 323	0
BANQUE CIC SUD OUEST	EUR	158,9	0,0	-0,7	159,5	3 659	406	0
BANQUE EDEL S.N.C	EUR	370,9	0,0	-10,6	381,5	673	297	0
BANQUE EUROPEENNE DU CREDIT MUTUEL	EUR	11,2	0,0	0,0	11,2	3 156	2 305	0

## MEDIUM TERM NOTES

### III.2.1 Bank issuers

#### - Residents

amounts in millions, maturity in number of days

Issuer	Issue currency	Outstanding amount in november 2018	Issue amount in november 2018	Matured Debt in november 2018	Outstanding amount in october 2018	Average original maturity of outstanding amount	Average residual maturity of outstanding amount	Average original maturity of issues
BANQUE FEDERATIVE DU CREDIT MUTUEL	EUR	3 029,6	0,4	-15,0	3 044,2	700	228	2 741
	USD	125,0	0,0	0,0	125,0	368	136	0
	Equivalent_EUR	3 139,63	0,4	-15	3 154,63	688	224	681 610
BANQUE PALATINE	EUR	15,8	0,0	-0,4	16,2	1 859	590	0
BANQUE POPULAIRE ALSACE LORRAINE CHAMPAGNE	EUR	165,2	2,7	-4,0	166,5	3 757	1 239	1 826
BANQUE POPULAIRE AQUITAINE CENTRE ATLANTIQUE	EUR	66,0	0,0	0,0	66,0	2 573	1 416	0
BANQUE POPULAIRE AUVERGNE RHONE ALPES	EUR	41,5	0,0	0,0	41,5	4 634	681	0
BANQUE POPULAIRE BOURGOGNE FRANCHE-COMTE	EUR	71,7	0,0	0,0	71,7	4 206	829	0
BANQUE POPULAIRE DU NORD	EUR	0,5	0,0	0,0	0,5	1 769	274	0
BANQUE POPULAIRE DU SUD	EUR	12,8	0,0	0,0	12,8	3 554	1 261	0
BANQUE POPULAIRE GRAND OUEST	EUR	148,4	0,0	-1,6	150,0	944	605	0
BANQUE POPULAIRE MEDITERRANEE	EUR	105,0	0,0	0,0	105,0	1 571	833	0

## MEDIUM TERM NOTES

### III.2.1 Bank issuers

- Residents

*amounts in millions, maturity in number of days*

Issuer	Issue currency	Outstanding amount in november 2018	Issue amount in november 2018	Matured Debt in november 2018	Outstanding amount in october 2018	Average original maturity of outstanding amount	Average residual maturity of outstanding amount	Average original maturity of issues
BANQUE POPULAIRE RIVES DE PARIS	EUR	334,7	20,0	-55,0	369,7	1 165	158	368
BANQUE POPULAIRE VAL DE FRANCE	EUR	643,7	0,0	0,0	644,2	1 547	545	0
BANQUE TRANSATLANTIQUE	EUR	1,0	0,0	0,0	1,0	3 651	805	0
BNP PARIBAS	EUR	595,4	30,0	-1,5	566,8	4 785	2 246	2 961
	USD	25,9	0,0	0,0	25,9	1 156	885	0
	Equivalent_EUR	618,19	<b>30</b>	<b>-1,45</b>	<b>589,72</b>	<b>4 651</b>	<b>2 196</b>	<b>14 465</b>
BPCE	EUR	558,5	0,0	0,0	558,5	3 222	648	0
BPIFRANCE FINANCEMENT	EUR	399,0	0,0	0,0	399,0	1 258	806	0
	USD	335,0	0,0	0,0	335,0	731	675	0
	Equivalent_EUR	693,92	<b>0</b>	<b>0</b>	<b>694,99</b>	<b>1 034</b>	<b>750</b>	
BRED-BANQUE POPULAIRE	EUR	149,8	0,6	0,0	149,2	998	472	731
	USD	2,5	0,0	0,0	2,5	1 095	423	0
	Equivalent_EUR	151,98	<b>0,56</b>	<b>0</b>	<b>151,43</b>	<b>999</b>	<b>471</b>	<b>221 335</b>
BTP BANQUE	EUR	22,9	0,0	0,0	22,9	1 858	476	0
CA CONSUMER FINANCE	EUR	2 834,5	0,0	-325,0	3 159,5	884	295	0

## MEDIUM TERM NOTES

### III.2.1 Bank issuers

#### - Residents

*amounts in millions, maturity in number of days*

Issuer	Issue currency	Outstanding amount in november 2018	Issue amount in november 2018	Matured Debt in november 2018	Outstanding amount in october 2018	Average original maturity of outstanding amount	Average residual maturity of outstanding amount	Average original maturity of issues
CAISSE CENTRALE DU CREDIT IMMOBILIER DE FRANCE - 3CIF	EUR	50,0	0,0	0,0	50,0	7 305	1 983	0
CAISSE D'EPARGNE ET DE PREVOYANCE HAUTS DE FRANCE	EUR	0,0	0,0	0,0	0,0			0
CAISSE D'EPARGNE ET DE PREVOYANCE LOIRE-CENTRE	EUR	0,5	0,0	0,0	0,5	1 826	1 243	0
CAISSE DES DEPOTS ET CONSIGNATIONS	EUR	386,8	0,0	0,0	386,8	8 362	6 982	0
	USD	20,0	0,0	0,0	20,0	10 957	10 310	0
	Equivalent_EUR	404,39	0	0	404,46	8 475	7 127	
CAISSE FEDERALE DU CREDIT MUTUEL MAINE-ANJOU ET BASSE-NORMANDIE	EUR	281,8	0,0	-3,0	284,8	2 182	1 007	0
CAISSE FEDERALE DU CREDIT MUTUEL NORD EUROPE	EUR	241,0	0,0	0,0	241,0	3 193	647	0
CAISSE FEDERALE DU CREDIT MUTUEL OCEAN	EUR	256,6	1,5	-20,2	275,3	1 991	560	2 898
CAISSE REGIONALE DE CREDIT AGRICOLE MUTUEL ALSACE VOSGES	EUR	41,7	0,0	0,0	41,7	2 653	1 539	0
		<i>of which subordinated medium term notes</i>	<i>41,66</i>	<i>0</i>	<i>0</i>	<i>41,66</i>		
CAISSE REGIONALE DE CREDIT AGRICOLE MUTUEL ATLANTIQUE VENDEE	EUR	552,3	0,0	0,0	552,3	6 543	5 230	0
		<i>of which subordinated medium term notes</i>	<i>0</i>	<i>0</i>	<i>0</i>			
CAISSE REGIONALE DE CREDIT AGRICOLE MUTUEL BRIE PICARDIE	EUR	52,4	0,0	0,0	52,4	2 037	950	0

## MEDIUM TERM NOTES

### III.2.1 Bank issuers

#### - Residents

*amounts in millions, maturity in number of days*

Issuer	Issue currency	Outstanding amount in november 2018	Issue amount in november 2018	Matured Debt in november 2018	Outstanding amount in october 2018	Average original maturity of outstanding amount	Average residual maturity of outstanding amount	Average original maturity of issues
CAISSE REGIONALE DE CREDIT AGRICOLE MUTUEL CENTRE-EST	EUR	332,6	0,0	0,0	332,6	5 688	1 273	0
CAISSE REGIONALE DE CREDIT AGRICOLE MUTUEL CENTRE LOIRE	EUR	261,7	0,0	0,0	261,7	2 191	537	0
<i>of which subordinated medium term notes</i>		<i>242,97</i>	<i>0</i>	<i>0</i>	<i>242,97</i>			
CAISSE REGIONALE DE CREDIT AGRICOLE MUTUEL CHARENTE MARITIME DEUX SEVRES	EUR	77,4	12,2	0,0	65,3	1 858	971	1 826
<i>of which subordinated medium term notes</i>		<i>57,75</i>	<i>0</i>	<i>0</i>	<i>57,75</i>			
CAISSE REGIONALE DE CREDIT AGRICOLE MUTUEL CHARENTE PERIGORD	EUR	209,1	0,0	0,0	236,1	1 504	518	0
CAISSE REGIONALE DE CREDIT AGRICOLE MUTUEL D'ALPES-PROVENCE	EUR	211,6	0,0	0,0	211,6	8 704	1 800	0
CAISSE REGIONALE DE CREDIT AGRICOLE MUTUEL D'AQUITAINE	EUR	408,1	0,0	0,0	408,1	3 790	505	0
<i>of which subordinated medium term notes</i>		<i>34,05</i>	<i>0</i>	<i>0</i>	<i>34,05</i>			
CAISSE REGIONALE DE CREDIT AGRICOLE MUTUEL DE CENTRE FRANCE	EUR	108,7	0,0	-0,5	109,2	8 175	7 100	0
<i>of which subordinated medium term notes</i>		<i>65,69</i>	<i>0</i>	<i>0</i>	<i>65,69</i>			
CAISSE REGIONALE DE CREDIT AGRICOLE MUTUEL DE CHAMPAGNE-BOURGOGNE	EUR	120,4	0,0	0,0	120,4	10 958	9 703	0
<i>of which subordinated medium term notes</i>		<i>120,36</i>	<i>0</i>	<i>0</i>	<i>120,36</i>			
CAISSE REGIONALE DE CREDIT AGRICOLE MUTUEL DE LA GUADELOUPE	EUR	6,5	0,0	0,0	6,5	10 958	9 744	0
<i>of which subordinated medium term notes</i>		<i>6</i>	<i>0</i>	<i>0</i>	<i>6</i>			
CAISSE REGIONALE DE CREDIT AGRICOLE MUTUEL DE L'ANJOU ET DU MAINE	EUR	584,9	94,1	-4,5	525,4	4 151	3 574	771
<i>of which subordinated medium term notes</i>		<i>162,5</i>	<i>0</i>	<i>0</i>	<i>162,5</i>			

## MEDIUM TERM NOTES

### III.2.1 Bank issuers

#### - Residents

*amounts in millions, maturity in number of days*

Issuer	Issue currency	Outstanding amount in november 2018	Issue amount in november 2018	Matured Debt in november 2018	Outstanding amount in october 2018	Average original maturity of outstanding amount	Average residual maturity of outstanding amount	Average original maturity of issues
CAISSE REGIONALE DE CREDIT AGRICOLE MUTUEL DE NORMANDIE	EUR	475,0	0,0	0,0	475,0	5 373	1 249	0
CAISSE REGIONALE DE CREDIT AGRICOLE MUTUEL DE PARIS ET D'ILE DE FRANCE	EUR	184,9	0,2	0,0	184,8	3 378	770	1 509
<i>of which subordinated medium term notes</i>		<i>115,16</i>	<i>0</i>	<i>0</i>	<i>115,16</i>			
CAISSE REGIONALE DE CREDIT AGRICOLE MUTUEL DES COTES-D'ARMOR	EUR	379,6	0,0	0,0	379,6	4 756	1 834	0
<i>of which subordinated medium term notes</i>		<i>0</i>	<i>0</i>	<i>0</i>				
CAISSE REGIONALE DE CREDIT AGRICOLE MUTUEL DES SAVOIE	EUR	259,4	0,0	0,0	259,4	5 414	4 204	0
<i>of which subordinated medium term notes</i>		<i>199,28</i>	<i>0</i>	<i>0</i>	<i>199,28</i>			
CAISSE REGIONALE DE CREDIT AGRICOLE MUTUEL DE TOURAINE ET DU POITOU	EUR	223,7	6,2	0,0	217,6	1 887	724	1 960
<i>of which subordinated medium term notes</i>		<i>176,32</i>	<i>0</i>	<i>0</i>	<i>176,32</i>			
CAISSE REGIONALE DE CREDIT AGRICOLE MUTUEL D'ILLE ET VILAINE	EUR	99,3	0,0	0,0	99,3	815	533	0
CAISSE REGIONALE DE CREDIT AGRICOLE MUTUEL DU FINISTERE	EUR	139,3	0,0	0,0	139,3	9 670	8 392	0
<i>of which subordinated medium term notes</i>		<i>0</i>	<i>0</i>	<i>0</i>				
CAISSE REGIONALE DE CREDIT AGRICOLE MUTUEL DU LANGUEDOC	EUR	60,4	4,3	0,0	56,1	10 580	9 418	5 666
<i>of which subordinated medium term notes</i>		<i>56,11</i>	<i>0</i>	<i>0</i>	<i>56,11</i>			
CAISSE REGIONALE DE CREDIT AGRICOLE MUTUEL DU MORBIHAN	EUR	230,0	0,0	0,0	230,0	5 320	906	0
CAISSE REGIONALE DE CREDIT AGRICOLE MUTUEL DU NORD EST	EUR	486,5	0,0	0,0	486,5	3 558	865	0

## MEDIUM TERM NOTES

### III.2.1 Bank issuers

#### - Residents

<i>amounts in millions, maturity in number of days</i>								
Issuer	Issue currency	Outstanding amount in november 2018	Issue amount in november 2018	Matured Debt in november 2018	Outstanding amount in october 2018	Average original maturity of outstanding amount	Average residual maturity of outstanding amount	Average original maturity of issues
		<i>of which subordinated medium term notes</i>	193	0	0	193		
CAISSE REGIONALE DE CREDIT AGRICOLE MUTUEL FRANCHE-COMTE	EUR	10,3	0,0	0,0	10,3	3 667	389	0
CAISSE REGIONALE DE CREDIT AGRICOLE MUTUEL NORD DE FRANCE	EUR	1 337,5	0,0	-100,0	1 437,5	4 431	843	0
		<i>of which subordinated medium term notes</i>	355	0	0	355		
CAISSE REGIONALE DE CREDIT AGRICOLE MUTUEL NORD MIDI PYRENEES	EUR	77,9	0,0	0,0	77,9	10 958	9 697	0
		<i>of which subordinated medium term notes</i>	77,93	0	0	77,93		
CAISSE REGIONALE DE CREDIT AGRICOLE MUTUEL NORMANDIE-SEINE	EUR	174,5	0,0	0,0	174,5	607	256	0
CAISSE REGIONALE DE CREDIT AGRICOLE MUTUEL PROVENCE COTE D'AZUR	EUR	103,3	0,0	0,0	103,3	1 485	502	0
CAISSE REGIONALE DE CREDIT AGRICOLE MUTUEL PYRENEES-GASCOGNE	EUR	228,0	0,0	-20,0	248,0	2 303	672	0
CAISSE REGIONALE DE CREDIT AGRICOLE MUTUEL SUD-MEDITERRANEE	EUR	158,6	0,0	0,0	158,6	5 778	1 978	0
CAISSE REGIONALE DE CREDIT AGRICOLE MUTUEL SUD-RHONE-ALPES	EUR	225,5	0,0	0,0	225,5	5 252	3 442	0
		<i>of which subordinated medium term notes</i>	0	0	0			
CAISSE REGIONALE DE CREDIT AGRICOLE MUTUEL TOULOUSE 31	EUR	62,9	0,0	-0,2	63,1	1 117	533	0
CARREFOUR BANQUE	EUR	535,0	0,0	0,0	535,0	780	182	0



## MEDIUM TERM NOTES

### III.2.1 Bank issuers

#### - Residents

*amounts in millions, maturity in number of days*

Issuer	Issue currency	Outstanding amount in november 2018	Issue amount in november 2018	Matured Debt in november 2018	Outstanding amount in october 2018	Average original maturity of outstanding amount	Average residual maturity of outstanding amount	Average original maturity of issues
COMPAGNIE DE FINANCEMENT FONCIER	EUR	150,0	0,0	0,0	150,0	5 478	463	0
CREDIT AGRICOLE CORPORATE AND INVESTMENT BANK	EUR	1 096,5	0,0	0,0	1 096,5	3 561	1 163	0
CREDIT AGRICOLE LEASING & FACTORING SA	EUR	157,0	0,0	0,0	157,0	730	460	0
CREDIT AGRICOLE S.A.	EUR	77,0	0,0	-2,0	79,0	6 641	2 011	0
CREDIT COOPERATIF	EUR	551,1	0,0	-0,2	551,7	3 263	754	0
CREDIT DU NORD	EUR	5 995,0	0,0	0,0	5 996,3	1 336	353	0
CREDIT FONCIER ET COMMUNAL D'ALSACE et de LORRAINE-BANQUE	EUR	30,0	0,0	0,0	30,0	3 653	501	0
CREDIT INDUSTRIEL ET COMMERCIAL	EUR	1 147,6	0,0	0,0	1 241,5	781	213	0
CREDIT LYONNAIS	EUR	2 738,7	20,0	-425,0	3 143,7	1 040	609	729
CREDIT MUNICIPAL DE PARIS	EUR	40,0	0,0	0,0	40,0	2 283	537	0

## MEDIUM TERM NOTES

### III.2.1 Bank issuers

#### - Residents

*amounts in millions, maturity in number of days*

Issuer	Issue currency	Outstanding amount in november 2018	Issue amount in november 2018	Matured Debt in november 2018	Outstanding amount in october 2018	Average original maturity of outstanding amount	Average residual maturity of outstanding amount	Average original maturity of issues
CREDIT MUTUEL ARKEA	EUR	126,7	0,0	0,0	126,7	4 662	1 804	0
DEXIA CREDIT LOCAL	EUR	80,0	0,0	0,0	80,0	5 478	441	0
DIAC SA	EUR	65,0	0,0	0,0	65,0	731	146	0
EDMOND DE ROTHSCHILD (FRANCE)	EUR	67,0	0,0	0,0	67,0	953	456	0
FINAMUR	EUR	40,0	0,0	0,0	40,0	730	433	0
FRANFINANCE	EUR	5,0	0,0	0,0	5,0	731	654	0
HSBC FRANCE	EUR	80,0	0,0	0,0	80,0	8 973	3 903	0
LIXXBAIL	EUR	40,0	0,0	0,0	40,0	730	433	0
LYONNAISE DE BANQUE	EUR	0,4	0,0	0,0	0,4	1 095	805	0
NATIXIS	EUR	692,4	30,0	0,0	742,0	3 853	1 646	3 782
ONEY BANK	EUR	580,0	0,0	0,0	580,0	929	602	0

## MEDIUM TERM NOTES

### III.2.1 Bank issuers

#### - Residents

*amounts in millions, maturity in number of days*

Issuer	Issue currency	Outstanding amount in november 2018	Issue amount in november 2018	Matured Debt in november 2018	Outstanding amount in october 2018	Average original maturity of outstanding amount	Average residual maturity of outstanding amount	Average original maturity of issues
ORANGE BANK	EUR	298,3	7,0	-3,0	294,3	1 184	507	678
PSA BANQUE FRANCE	EUR	236,0	10,0	-50,0	276,0	833	526	731
ROTHSCHILD MARTIN MAUREL	EUR	1,5	0,0	0,0	1,5	1 095	440	0
SOCIETE GENERALE	EUR	11 975,0	2 230,5	0,0	11 864,5	1 885	1 107	628
SOCRAM BANQUE	EUR	170,0	0,0	0,0	170,0	714	148	0
UNIFERGIE - Union pour le Financement des Economies d'Energie	EUR	40,0	0,0	0,0	40,0	730	433	0
<b>Total Residents</b>	<b>Equivalent_EUR</b>	<b>48 672,6</b>	<b>2 564,5</b>	<b>-1 087,2</b>	<b>49 549,8</b>	<b>2 256</b>	<b>1 032</b>	<b>751</b>
	<i>of which subordinated medium term notes</i>	<i>1 936,8</i>	<i>0,0</i>	<i>- 100,0</i>	<i>2 036,8</i>			

#### - Non residents located outside the Euro area

*amounts in millions, maturity in number of days*

Issuer	Issue currency	Outstanding amount in november 2018	Issue amount in november 2018	Matured Debt in november 2018	Outstanding amount in october 2018	Average original maturity of outstanding amount	Average residual maturity of outstanding amount	Average original maturity of issues
BANK OF CHINA LIMITED Paris Branch	USD	15,0	0,0	0,0	15,0	1 826	1 347	0
	Equivalent_EUR	13,21	0	0	13,25	1 826	1 347	

## MEDIUM TERM NOTES

### III.2.1 Bank issuers

#### - Non residents located outside the Euro area

*amounts in millions, maturity in number of days*

Issuer	Issue currency	Outstanding amount in november 2018	Issue amount in november 2018	Matured Debt in november 2018	Outstanding amount in october 2018	Average original maturity of outstanding amount	Average residual maturity of outstanding amount	Average original maturity of issues
BANQUE CALEDONIENNE D INVESTISSEMENT	EUR	188,6	4,2	0,0	184,4	1 176	740	546
		<i>of which secured medium term notes</i>	<i>45</i>	<i>0</i>	<i>0</i>	<i>45</i>		
<b>Total Non residents located outside the Euro area</b>	<b>Equivalent_EUR</b>	<b>201,8</b>	<b>4,2</b>	<b>0,0</b>	<b>197,7</b>	<b>1 218</b>	<b>779</b>	<b>546</b>
		<i>of which secured medium term notes</i>	<i>45,0</i>	<i>4,2</i>	<i>0,0</i>	<i>45,0</i>		

## MEDIUM TERM NOTES

### III.2.2 Others financial issuers excluding asset backed securities issuers

#### - Residents

*amounts in millions, maturity in number of days*

Issuer	Issue currency	Outstanding amount in november 2018	Issue amount in november 2018	Matured Debt in november 2018	Outstanding amount in october 2018	Average original maturity of outstanding amount	Average residual maturity of outstanding amount	Average original maturity of issues
EXANE	EUR	100,0	0,0	0,0	100,0	1 094	133	
EXANE	USD	100,0	0,0	0,0	100,0	1 096	612	
	Equivalent_EUR	188,04	0	0	188,36	1 095	357	
<b>Total Residents</b>	<b>Equivalent_EUR</b>	<b>188,0</b>	<b>0,0</b>	<b>0,0</b>	<b>188,4</b>	<b>1 095</b>	<b>357</b>	

## MEDIUM TERM NOTES

### III.2.3 Others financial issuers

- Residents

*amounts in millions, maturity in number of days*

Issuer	Issue currency	Outstanding amount in november 2018	Issue amount in november 2018	Matured Debt in november 2018	Outstanding amount in october 2018	Average original maturity of outstanding amount	Average residual maturity of outstanding amount	Average original maturity of issues
NATIXIS LOAN FUNDING	EUR	380,1	0,0	0,0	380,1	2 513	936	0
<b>Total Residents</b>	<b>Equivalent_EUR</b>	<b>380,1</b>	<b>0,0</b>	<b>0,0</b>	<b>380,1</b>	<b>2 513</b>	<b>936</b>	<b>0</b>

## MEDIUM TERM NOTES

### III.2.4 Non financial issuers

#### - Residents

*amounts in millions, maturity in number of days*

Issuer	Issue currency	Outstanding amount in november 2018	Issue amount in november 2018	Matured Debt in november 2018	Outstanding amount in october 2018	Average original maturity of outstanding amount	Average residual maturity of outstanding amount	Average original maturity of issues
ATOS SE	EUR	80,0	0,0	0,0	80,0	731	572	0
CDC HABITAT	EUR	80,0	0,0	0,0	80,0	4 383	4 330	0
FONCIERE DES REGIONS	EUR	197,0	0,0	0,0	197,0	453	209	0
FROMAGERIES BEL SA	EUR	40,0	10,0	0,0	30,0	1 515	1 492	1 765
LAGARDERE SCA	EUR	18,7	0,0	0,0	18,7	730	257	0
SAFRAN	EUR	145,0	0,0	0,0	145,0	732	492	0
SOPRA STERIA GROUP	EUR	99,0	0,0	0,0	99,0	1 003	717	0
UNIBAIL- RODAMCO SE	EUR	222,0	0,0	0,0	222,0	731	515	0
<b>Total Residents</b>	<b>Equivalent_EUR</b>	<b>881,7</b>	<b>10,0</b>	<b>0,0</b>	<b>871,7</b>	<b>1 067</b>	<b>856</b>	<b>1 765</b>

#### - Non residents located in Euro area (excluding France)

*amounts in millions, maturity in number of days*

Issuer	Issue currency	Outstanding amount in november 2018	Issue amount in november 2018	Matured Debt in november 2018	Outstanding amount in october 2018	Average original maturity of outstanding amount	Average residual maturity of outstanding amount	Average original maturity of issues
ECONOCOM GROUP SE	EUR	55,0	0,0	0,0	55,0	730	418	0
<b>Total Non residents located in Euro area (excluding France)</b>	<b>Equivalent_EUR</b>	<b>55,0</b>	<b>0,0</b>	<b>0,0</b>	<b>55,0</b>	<b>730</b>	<b>418</b>	<b>0</b>

## MEDIUM TERM NOTES

### III.2.5 Public issuers

#### - Residents

*amounts in millions, maturity in number of days*

Issuer	Issue currency	Outstanding amount in november 2018	Issue amount in november 2018	Matured Debt in november 2018	Outstanding amount in october 2018	Average original maturity of outstanding amount	Average residual maturity of outstanding amount	Average original maturity of issues
CAISSE D'AMORTISSEMENT DE LA DETTE SOCIALE	EUR	264,0	0,0	0,0	264,0	4 929	2 532	0
UNEDIC	EUR	5 850,0	0,0	-100,0	5 950,0	1 892	957	0
<b>Total Residents</b>	<b>Equivalent_EUR</b>	<b>6 114,0</b>	<b>0,0</b>	<b>-100,0</b>	<b>6 214,0</b>	<b>2 023</b>	<b>1 025</b>	<b>0</b>