

MEDIUM TERM NOTES

III. Medium Term Notes in october 2020

III.1. Overview

- III.1.1. Breakdown of outstanding amounts and issues by issue's currency (by issuers category)
- III.1.2. Breakdown of outstanding amounts and issues by rating (by issuers category)
- III.1.3. Breakdown of outstanding amounts and issues by maturity (by issuers category)
- III.1.4. Breakdown of outstanding amounts and issues by interest rate category (by issuers category)

III.2. List of issuers of Medium Term Notes at 31/10/2020 : outstanding amounts and transactions by issuers category and by geographical area

MEDIUM TERM NOTES

III.1. Overview

III.1.1. Breakdown of outstanding amounts and issues by issue's currency (by issuers category)

millions of units

	Outstanding amount in october 2020	Issue amount in october 2020	Matured Debt in october 2020	Outstanding amount in september 2020	Number of issuers in october 2020
Bank issuers					
EUR	40 653,7	1 266,1	- 692,0	40 085,1	15
USD	172,2	3,8	- 348,5	516,9	1
EUR Equivalent	40 800,9	1 269,4	- 989,9	40 526,6	
<i>of which secured Medium Term Notes</i>	<i>83,0</i>	<i>0,0</i>	<i>0,0</i>	<i>83,0</i>	
Asset backed securities issuers					
EUR	350,1	0,0	- 30,0	380,1	0
EUR Equivalent	350,1	0,0	- 30,0	380,1	
Total financial issuers (a)	41 151,0	1 269,4	- 1 019,9	40 906,7	

MEDIUM TERM NOTES

III.1.1 Breakdown of outstanding amounts and issues by issue's currency (by issuers category) - next

millions of units

	Outstanding amount in october 2020	Issue amount in october 2020	Matured Debt in october 2020	Outstanding amount in september 2020	Number of issuers in october 2020
Non financial issuers					
EUR	1 814,8	132,0	- 47,0	1 729,8	1
EUR Equivalent	1 814,8	132,0	- 47,0	1 729,8	
Public issuers					
EUR	5 964,0	0,0	0,0	5 964,0	0
EUR Equivalent	5 964,0	0,0	0,0	5 964,0	
Total non-financial and public issuers (b)	7 778,8	132,0	- 47,0	7 693,8	
Total medium-term market (a)+(b)	48 929,8	1 401,4	- 1 066,9	48 600,5	

MEDIUM TERM NOTES

III.1.2. Breakdown of outstanding amounts and issues by rating* (by issuers category)

millions of units

	Outstanding amount in october 2020	Issue amount in october 2020	Matured Debt in october 2020	Outstanding amount in september 2020	Number of issuers in october 2020
Bank issuers	40 800,9	1 269,4	- 989,9	40 526,6	16
Class 1	0,0	0,0	0,0	0,0	0
Class 2	1 397,4	0,0	- 296,4	1 693,5	0
Class 3	27 709,1	1 023,5	- 511,0	27 199,3	10
Class 4	5 378,2	90,0	- 121,0	5 411,2	2
Unrated	6 316,1	155,8	- 61,5	6 222,7	4
Asset backed securities issuers	350,1	0,0	- 30,0	380,1	0
Class 3	350,1	0,0	- 30,0	380,1	0
Total financial issuers (a)	41 151,0	1 269,4	- 1 019,9	40 906,7	16

* The rating classes are defined in the methodological note related to statistical reviews.

MEDIUM TERM NOTES

III.1.2. Breakdown of outstanding amounts and issues by rating* (by issuers category) - next

millions of units

	Outstanding amount in october 2020	Issue amount in october 2020	Matured Debt in october 2020	Outstanding amount in september 2020	Number of issuers in october 2020
Non financial issuers	1 814,8	132,0	- 47,0	1 729,8	1
Class 2	400,0	0,0	0,0	400,0	0
Unrated	1 414,8	132,0	- 47,0	1 329,8	1
Public issuers	5 964,0	0,0	0,0	5 964,0	0
Class 2	5 700,0	0,0	0,0	5 700,0	0
Unrated	264,0	0,0	0,0	264,0	0
Total non-financial and public issuers (b)	7 778,8	132,0	- 47,0	7 693,8	1
Total medium-term market (a)+(b)	48 929,8	1 401,4	- 1 066,9	48 600,5	17

* The rating classes are defined in the methodological note related to statistical publications reviews.

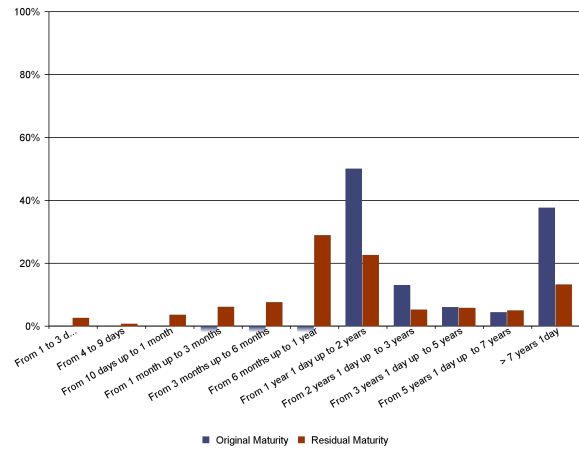
MEDIUM TERM NOTES

III.1.3. Breakdown of outstanding amounts and issues by maturity (by issuers category)

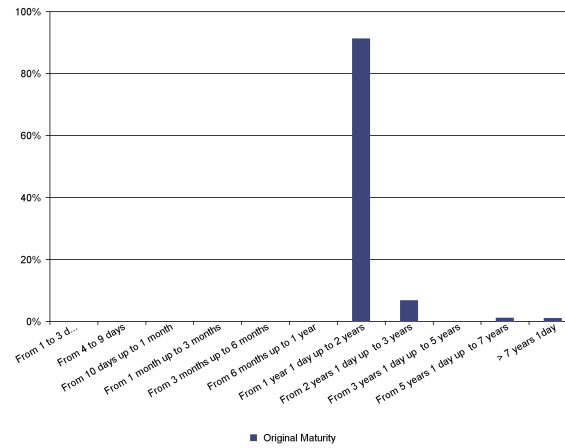
Bank issuers

all currencies

Breakdown of outstanding amounts
by original maturity and residual maturity at 31/10/2020 (in %)



Breakdown of issues by original maturity
at 31/10/2020 (in %)



MEDIUM TERM NOTES


all currencies

Breakdown of outstanding amounts
by original maturity and residual maturity at 31/10/2020 (in %)

Breakdown of issues by original maturity
at 31/10/2020 (in %)

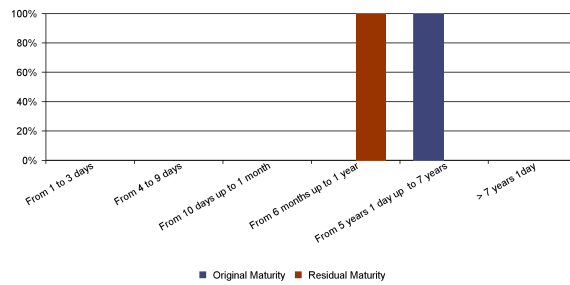
Excluding asset backed securities issuers

No issuer



Asset backed securities issuers

No issue



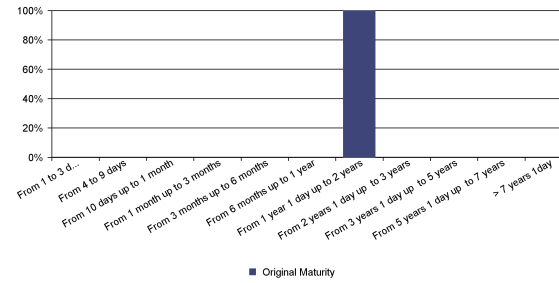
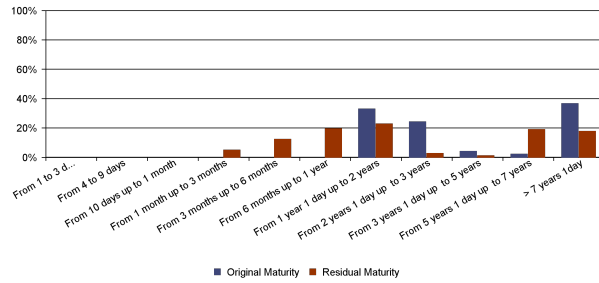
MEDIUM TERM NOTES

all currencies

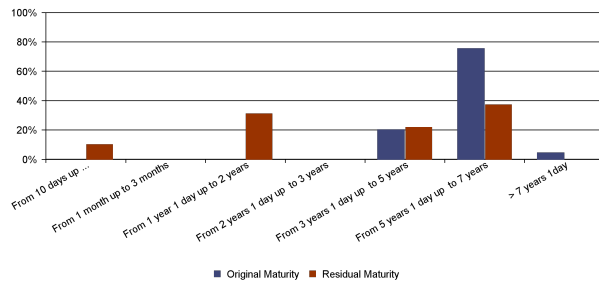
Breakdown of outstanding amounts by original maturity and residual maturity at 31/10/2020 (in %)

Breakdown of issues by original maturity at 31/10/2020 (in %)

Non financial issuers



Public issuers



No issue

MEDIUM TERM NOTES

III.1.4. Breakdown of outstanding amounts and issues by interest rate category (by issuers category)

	Financial banking issuers	Others financial issuers		Non financial issuers	Public issuers
		Excluding asset backed securities issuers	Asset backed securities issuers		
Fixed	1,5%	0,0%	0,0%	0,0%	0,0%
Structured	1,0%	0,0%	0,0%	0,0%	0,0%
Variable or adjustable	97,5%	0,0%	0,0%	100,0%	0,0%
All maturities	100,0%	0,0%	0,0%	100,0%	0,0%

MEDIUM TERM NOTES

III.2. List of issuers of Medium Term Notes at 31/10/2020 : outstanding amounts and transactions by issuers category and by geographical area

III.2.1 Bank issuers

- Residents

amounts in millions, maturity in number of days

Issuer	Issue currency	Outstanding amount in october 2020	Issue amount in october 2020	Matured Debt in october 2020	Outstanding amount in september 2020	Average original maturity of outstanding amount	Average residual maturity of outstanding amount	Average original maturity of issues
ALLIANZ BANQUE	EUR	182,5	0,0	-10,0	192,5	1 208	515	0
AUXIFIP	EUR	40,0	0,0	0,0	40,0	731	464	0
AXA BANQUE	EUR	1 672,0	0,0	0,0	1 672,0	2 615	795	0
BANQUE CIC NORD OUEST	EUR	28,9	0,0	0,0	28,9	2 427	1 471	0
BANQUE CIC OUEST	EUR	3,6	0,0	0,0	3,6	5 378	852	0
BANQUE CIC SUD OUEST	EUR	24,0	0,0	0,0	24,0	2 920	617	0
BANQUE EDEL S.N.C	EUR	231,8	20,0	-20,0	231,8	806	434	577
BANQUE EUROPEENNE DU CREDIT MUTUEL	EUR	13,5	0,0	0,0	13,5	3 188	1 820	0
		<i>of which secured medium term notes</i>	13	0	0	13		
BANQUE FEDERATIVE DU CREDIT MUTUEL	EUR	3 402,8	0,0	0,0	3 402,8	735	475	0
	USD	100,0	0,0	0,0	100,0	385	65	0
	Equivalent_EUR	3 488,33	0	0	3 488,26	726	465	

MEDIUM TERM NOTES

III.2.1 Bank issuers

- Residents

amounts in millions, maturity in number of days

Issuer	Issue currency	Outstanding amount in october 2020	Issue amount in october 2020	Matured Debt in october 2020	Outstanding amount in september 2020	Average original maturity of outstanding amount	Average residual maturity of outstanding amount	Average original maturity of issues
BANQUE PALATINE	EUR	4,0	0,0	0,0	4,0	4 123	1 323	0
BANQUE POPULAIRE ALSACE LORRAINE CHAMPAGNE	EUR	113,2	0,0	0,0	113,2	3 947	910	0
BANQUE POPULAIRE AQUITAINE CENTRE ATLANTIQUE	EUR	66,0	0,0	0,0	66,0	2 573	715	0
BANQUE POPULAIRE AUVERGNE RHONE ALPES	EUR	11,8	0,0	-0,2	12,2	2 128	1 309	0
BANQUE POPULAIRE BOURGOGNE FRANCHE-COMTE	EUR	71,9	0,0	0,0	71,9	4 320	471	0
BANQUE POPULAIRE DU SUD	EUR	4,3	0,0	0,0	4,3	4 227	2 237	0
BANQUE POPULAIRE GRAND OUEST	EUR	154,0	0,0	-4,1	158,0	1 145	598	0
BANQUE POPULAIRE MEDITERRANEE	EUR	70,0	0,0	0,0	70,0	1 729	290	0
BANQUE POPULAIRE RIVES DE PARIS	EUR	5,4	0,0	0,0	5,4	1 224	822	0
BANQUE POPULAIRE VAL DE FRANCE	EUR	291,2	19,2	-1,9	274,8	2 777	1 124	2 663
BANQUE TRANSATLANTIQUE	EUR	1,0	0,0	0,0	1,0	3 651	104	0

MEDIUM TERM NOTES

III.2.1 Bank issuers

- Residents

amounts in millions, maturity in number of days

Issuer	Issue currency	Outstanding amount in october 2020	Issue amount in october 2020	Matured Debt in october 2020	Outstanding amount in september 2020	Average original maturity of outstanding amount	Average residual maturity of outstanding amount	Average original maturity of issues
BNP PARIBAS	EUR	714,7	0,0	0,0	714,7	3 616	1 036	0
	USD	22,2	3,8	-13,5	31,9	1 240	613	999
	Equivalent_EUR	733,67	3,25	-11,54	741,94	3 554	1 025	122 287
BPCE	EUR	301,9	0,0	0,0	301,9	3 238	141	0
BPIFRANCE FINANCEMENT	EUR	199,0	0,0	0,0	199,0	1 788	500	0
	USD	0,0	0,0	-335,0	335,0	1 788	500	0
	Equivalent_EUR	199	0	-286,37	485,13	1 788	500	0
BRED-BANQUE POPULAIRE	EUR	83,8	20,0	-30,0	93,8	1 380	513	371
BTP BANQUE	EUR	5,7	0,0	-0,5	6,2	866	220	0
CA CONSUMER FINANCE	EUR	1 260,0	150,0	-57,0	1 167,0	861	364	559
CAISSE CENTRALE DU CREDIT IMMOBILIER DE FRANCE - 3CIF	EUR	50,0	0,0	0,0	50,0	7 305	1 282	0
CAISSE D'EPARGNE ET DE PREVOYANCE DE BOURGOGNE FRANCHE-COMTE	EUR	14,6	0,0	0,0	14,6	731	340	0
CAISSE D'EPARGNE ET DE PREVOYANCE DE MIDI-PYRENEES	EUR	150,0	0,0	0,0	150,0	1 096	478	0

MEDIUM TERM NOTES

III.2.1 Bank issuers

- Residents

<i>amounts in millions, maturity in number of days</i>								
Issuer	Issue currency	Outstanding amount in october 2020	Issue amount in october 2020	Matured Debt in october 2020	Outstanding amount in september 2020	Average original maturity of outstanding amount	Average residual maturity of outstanding amount	Average original maturity of issues
CAISSE D'EPARGNE ET DE PREVOYANCE HAUTS DE FRANCE	EUR	0,0	0,0	0,0	0,0			0
CAISSE D'EPARGNE ET DE PREVOYANCE LOIRE-CENTRE	EUR	0,5	0,0	0,0	0,5	1 826	542	0
CAISSE DES DEPOTS ET CONSIGNATIONS	EUR	583,8	0,0	0,0	583,8	7 754	6 177	0
	USD	20,0	0,0	0,0	20,0	10 957	9 609	0
	Equivalent_EUR	600,88	0	0	600,87	7 846	6 275	
CAISSE FEDERALE DU CREDIT MUTUEL MAINE-ANJOU ET BASSE-NORMANDIE	EUR	530,2	0,0	0,0	530,2	1 644	945	0
CAISSE FEDERALE DU CREDIT MUTUEL NORD EUROPE	EUR	114,0	0,0	0,0	114,0	5 980	265	0
CAISSE FEDERALE DU CREDIT MUTUEL OCEAN	EUR	605,9	0,0	-0,3	606,2	1 449	902	0
CAISSE REGIONALE DE CREDIT AGRICOLE MUTUEL ALSACE VOSGES	EUR	51,5	0,0	0,0	51,5	2 637	1 042	0
<i>of which subordinated medium term notes</i>		41,66	0	0	41,66			
CAISSE REGIONALE DE CREDIT AGRICOLE MUTUEL ATLANTIQUE VENDEE	EUR	415,4	1,1	0,0	414,3	10 069	7 736	1 827
<i>of which subordinated medium term notes</i>		0	0	0				
CAISSE REGIONALE DE CREDIT AGRICOLE MUTUEL BRIE PICARDIE	EUR	107,5	0,0	0,0	107,5	1 550	476	0
CAISSE REGIONALE DE CREDIT AGRICOLE MUTUEL CENTRE-EST	EUR	335,1	1,4	0,0	333,8	5 658	585	1 826

MEDIUM TERM NOTES

III.2.1 Bank issuers

- Residents

amounts in millions, maturity in number of days

Issuer	Issue currency	Outstanding amount in october 2020	Issue amount in october 2020	Matured Debt in october 2020	Outstanding amount in september 2020	Average original maturity of outstanding amount	Average residual maturity of outstanding amount	Average original maturity of issues
CAISSE REGIONALE DE CREDIT AGRICOLE MUTUEL CENTRE LOIRE	EUR	268,9	0,0	0,0	268,9	1 883	1 503	0
CAISSE REGIONALE DE CREDIT AGRICOLE MUTUEL CHARENTE MARITIME DEUX SEVRES	EUR	82,4	0,0	0,0	82,4	1 866	388	0
<i>of which subordinated medium term notes</i>		57,75	0	0	57,75			
CAISSE REGIONALE DE CREDIT AGRICOLE MUTUEL CHARENTE PERIGORD	EUR	84,4	0,0	-2,0	86,4	1 948	195	0
<i>of which subordinated medium term notes</i>		0,15	0	0	0,15			
CAISSE REGIONALE DE CREDIT AGRICOLE MUTUEL D'ALPES-PROVENCE	EUR	212,2	0,0	0,0	212,5	8 686	1 110	0
CAISSE REGIONALE DE CREDIT AGRICOLE MUTUEL D'AQUITAINE	EUR	238,7	0,0	0,0	238,7	2 464	1 378	0
CAISSE REGIONALE DE CREDIT AGRICOLE MUTUEL DE CENTRE FRANCE	EUR	113,5	0,0	-0,4	113,8	9 042	7 516	0
<i>of which subordinated medium term notes</i>		64,17	0	0	64,17			
CAISSE REGIONALE DE CREDIT AGRICOLE MUTUEL DE CHAMPAGNE-BOURGOGNE	EUR	120,4	0,0	0,0	120,4	10 958	9 002	0
<i>of which subordinated medium term notes</i>		120,36	0	0	120,36			
CAISSE REGIONALE DE CREDIT AGRICOLE MUTUEL DE LA GUADELOUPE	EUR	6,5	0,0	0,0	6,5	10 958	9 043	0
<i>of which subordinated medium term notes</i>		6	0	0	6			
CAISSE REGIONALE DE CREDIT AGRICOLE MUTUEL DE L'ANJOU ET DU MAINE	EUR	427,8	2,4	0,0	425,4	6 478	5 271	1 826
<i>of which subordinated medium term notes</i>		162,5	0	0	162,5			
CAISSE REGIONALE DE CREDIT AGRICOLE MUTUEL DE LA TOURAINE ET DU POITOU	EUR	298,5	3,7	0,0	294,8	2 108	1 688	2 202

MEDIUM TERM NOTES

III.2.1 Bank issuers

- Residents

<i>amounts in millions, maturity in number of days</i>								
Issuer	Issue currency	Outstanding amount in october 2020	Issue amount in october 2020	Matured Debt in october 2020	Outstanding amount in september 2020	Average original maturity of outstanding amount	Average residual maturity of outstanding amount	Average original maturity of issues
		<i>of which subordinated medium term notes</i>	1,69	0	0	1,69		
CAISSE REGIONALE DE CREDIT AGRICOLE MUTUEL DE NORMANDIE	EUR	552,7	0,0	0,0	552,7	5 792	1 805	0
CAISSE REGIONALE DE CREDIT AGRICOLE MUTUEL DE PARIS ET D'ILE DE FRANCE	EUR	66,6	0,0	0,0	66,6	5 791	411	0
CAISSE REGIONALE DE CREDIT AGRICOLE MUTUEL DES COTES-D'ARMOR	EUR	334,9	0,0	-30,0	364,9	5 637	1 665	0
		<i>of which subordinated medium term notes</i>	0	0	0			
CAISSE REGIONALE DE CREDIT AGRICOLE MUTUEL DES SAVOIE	EUR	285,0	0,0	0,0	285,0	5 495	3 842	0
		<i>of which subordinated medium term notes</i>	197,16	0	0	197,16		
CAISSE REGIONALE DE CREDIT AGRICOLE MUTUEL D'ILLE ET VILAINE	EUR	39,6	0,0	0,0	39,6	1 502	635	0
CAISSE REGIONALE DE CREDIT AGRICOLE MUTUEL DU FINISTERE	EUR	153,7	0,0	0,0	153,7	9 909	8 105	0
		<i>of which subordinated medium term notes</i>	0	0	0			
CAISSE REGIONALE DE CREDIT AGRICOLE MUTUEL DU LANGUEDOC	EUR	143,9	0,0	0,0	143,9	9 952	8 993	0
		<i>of which subordinated medium term notes</i>	56,11	0	0	56,11		
CAISSE REGIONALE DE CREDIT AGRICOLE MUTUEL DU MORBIHAN	EUR	210,0	0,0	0,0	210,0	5 479	272	0
CAISSE REGIONALE DE CREDIT AGRICOLE MUTUEL DU NORD EST	EUR	332,2	0,0	0,0	332,3	4 056	508	0
		<i>of which subordinated medium term notes</i>	93	0	0	93		
CAISSE REGIONALE DE CREDIT AGRICOLE MUTUEL FRANCHE-COMTE	EUR	0,0	0,0	0,0	0,0			0

MEDIUM TERM NOTES

III.2.1 Bank issuers

- Residents

amounts in millions, maturity in number of days

Issuer	Issue currency	Outstanding amount in october 2020	Issue amount in october 2020	Matured Debt in october 2020	Outstanding amount in september 2020	Average original maturity of outstanding amount	Average residual maturity of outstanding amount	Average original maturity of issues
CAISSE REGIONALE DE CREDIT AGRICOLE MUTUEL NORD DE FRANCE	EUR	1 039,2	0,0	-5,0	1 044,2	4 516	746	0
		<i>of which subordinated medium term notes</i>	<i>156,32</i>	<i>0</i>	<i>0</i>	<i>156,32</i>		
CAISSE REGIONALE DE CREDIT AGRICOLE MUTUEL NORD MIDI PYRENEES	EUR	77,9	0,0	0,0	77,9	10 958	8 996	0
		<i>of which subordinated medium term notes</i>	<i>77,93</i>	<i>0</i>	<i>0</i>	<i>77,93</i>		
CAISSE REGIONALE DE CREDIT AGRICOLE MUTUEL NORMANDIE-SEINE	EUR	325,0	100,0	0,0	225,0	647	461	547
CAISSE REGIONALE DE CREDIT AGRICOLE MUTUEL PROVENCE COTE D'AZUR	EUR	4,4	0,0	0,0	4,5	19 051	1 164	0
CAISSE REGIONALE DE CREDIT AGRICOLE MUTUEL PYRENEES-GASCOGNE	EUR	172,0	0,0	0,0	172,0	3 184	549	0
CAISSE REGIONALE DE CREDIT AGRICOLE MUTUEL SUD-MEDITERRANEE	EUR	162,3	0,0	0,0	162,3	5 896	1 486	0
CAISSE REGIONALE DE CREDIT AGRICOLE MUTUEL SUD-RHONE-ALPES	EUR	232,9	0,0	0,0	232,9	4 749	3 220	0
		<i>of which subordinated medium term notes</i>	<i>0</i>	<i>0</i>	<i>0</i>			
CAISSE REGIONALE DE CREDIT AGRICOLE MUTUEL TOULOUSE 31	EUR	156,7	0,0	0,0	156,7	1 762	995	0
CARREFOUR BANQUE	EUR	683,5	45,0	-58,0	698,5	714	320	610
COMPAGNIE DE FINANCEMENT FONCIER	EUR	0,0	0,0	0,0	0,0			0

MEDIUM TERM NOTES

III.2.1 Bank issuers

- Residents

amounts in millions, maturity in number of days

Issuer	Issue currency	Outstanding amount in october 2020	Issue amount in october 2020	Matured Debt in october 2020	Outstanding amount in september 2020	Average original maturity of outstanding amount	Average residual maturity of outstanding amount	Average original maturity of issues
CREDIT AGRICOLE CORPORATE AND INVESTMENT BANK	EUR	506,0	0,0	0,0	506,0	4 639	1 388	0
CREDIT AGRICOLE LEASING & FACTORING SA	EUR	245,0	0,0	0,0	245,0	637	332	0
CREDIT AGRICOLE S.A.	EUR	30,0	0,0	0,0	30,0	10 958	4 258	0
CREDIT COOPERATIF	EUR	198,9	0,0	-34,8	233,7	4 492	730	0
CREDIT DU NORD	EUR	1 267,7	0,0	-23,9	1 291,6	2 696	619	0
CREDIT INDUSTRIEL ET COMMERCIAL	EUR	42,2	0,0	0,0	42,2	787	502	0
CREDIT LYONNAIS	EUR	1 060,8	0,0	-286,0	1 346,8	1 548	742	0
CREDIT MUNICIPAL DE PARIS	EUR	10,0	0,0	0,0	10,0	3 652	1 143	0
CREDIT MUTUEL ARKEA	EUR	222,5	0,5	0,0	222,0	2 916	1 853	3 654
EDMOND DE ROTHSCHILD (FRANCE)	EUR	85,0	0,0	0,0	85,0	822	497	0

MEDIUM TERM NOTES

III.2.1 Bank issuers

- Residents

amounts in millions, maturity in number of days

Issuer	Issue currency	Outstanding amount in october 2020	Issue amount in october 2020	Matured Debt in october 2020	Outstanding amount in september 2020	Average original maturity of outstanding amount	Average residual maturity of outstanding amount	Average original maturity of issues
FINAMUR	EUR	40,0	0,0	0,0	40,0	731	464	0
FRANFINANCE	EUR	135,0	5,0	0,0	130,0	731	423	1 095
HSBC FRANCE	EUR	80,0	0,0	0,0	80,0	8 789	3 202	0
LA BANQUE POSTALE	EUR	1,4	0,0	0,0	1,4	1 305	864	0
	USD	15,0	0,0	0,0	15,0	732	198	0
	Equivalent_EUR	14,22	0	0	14,21	788	264	
LIXXBAIL	EUR	40,0	0,0	0,0	40,0	731	464	0
LYONNAISE DE BANQUE	EUR	0,4	0,0	0,0	0,4	1 095	104	0
NATIXIS	EUR	557,6	0,0	0,0	559,5	3 718	1 607	0
ONEY BANK	EUR	31,0	0,0	0,0	31,0	3 425	73	0
ORANGE BANK	EUR	299,8	113,0	-35,0	221,8	859	460	772
PSA BANQUE FRANCE	EUR	544,0	45,0	-50,0	549,0	646	373	1 095

MEDIUM TERM NOTES

III.2.1 Bank issuers

- Residents

amounts in millions, maturity in number of days

Issuer	Issue currency	Outstanding amount in october 2020	Issue amount in october 2020	Matured Debt in october 2020	Outstanding amount in september 2020	Average original maturity of outstanding amount	Average residual maturity of outstanding amount	Average original maturity of issues
RCI BANQUE SA	EUR	220,0	0,0	0,0	220,0	631	253	0
SOCIETE GENERALE	EUR	15 962,2	740,0	-30,0	15 252,2	1 515	715	368
SOCRAM BANQUE	EUR	122,0	0,0	-13,0	135,0	678	153	0
UNIFERGIE - Union pour le Financement des Economies d'Energie	EUR	40,0	0,0	0,0	40,0	731	464	0
Total Residents	Equivalent_EUR	40 616,1	1 269,9	-1 040,5	40 341,8	2 397	1 092	530
	<i>of which secured medium term notes</i>	<i>13,0</i>	<i>0,0</i>	<i>0,0</i>	<i>13,0</i>			
	<i>of which subordinated medium term notes</i>	<i>968,2</i>	<i>0,0</i>	<i>- 2,5</i>	<i>970,8</i>			

- Non residents located outside the Euro area

amounts in millions, maturity in number of days

Issuer	Issue currency	Outstanding amount in october 2020	Issue amount in october 2020	Matured Debt in october 2020	Outstanding amount in september 2020	Average original maturity of outstanding amount	Average residual maturity of outstanding amount	Average original maturity of issues
BANK OF CHINA LIMITED Paris Branch	USD	15,0	0,0	0,0	15,0	1 826	646	0
	Equivalent_EUR	12,82	0	0	12,81	1 826	646	
BANQUE CALEDONNIENNE D INVESTISSEMENT	EUR	172,0	0,0	0,0	172,0	1 190	645	0
	<i>of which secured medium term notes</i>	<i>70</i>	<i>0</i>	<i>0</i>	<i>70</i>			
Total Non residents located outside the Euro area	Equivalent_EUR	184,8	0,0	0,0	184,8	1 234	645	
	<i>of which secured medium term notes</i>	<i>70,0</i>	<i>0,0</i>	<i>0,0</i>	<i>70,0</i>			

MEDIUM TERM NOTES

0,0

0,0

0,0

0,0

MEDIUM TERM NOTES

III.2.3 Others financial issuers

- Residents

amounts in millions, maturity in number of days

Issuer	Issue currency	Outstanding amount in october 2020	Issue amount in october 2020	Matured Debt in october 2020	Outstanding amount in september 2020	Average original maturity of outstanding amount	Average residual maturity of outstanding amount	Average original maturity of issues
NATIXIS LOAN FUNDING	EUR	350,1	0,0	-30,0	380,1	1 883	257	0
Total Residents	Equivalent_EUR	350,1	0,0	-30,0	380,1	1 883	257	0

MEDIUM TERM NOTES

III.2.4 Non financial issuers

- Residents

amounts in millions, maturity in number of days

Issuer	Issue currency	Outstanding amount in october 2020	Issue amount in october 2020	Matured Debt in october 2020	Outstanding amount in september 2020	Average original maturity of outstanding amount	Average residual maturity of outstanding amount	Average original maturity of issues
ALTAREA	EUR	64,0	0,0	0,0	64,0	366	158	0
ALTAREIT	EUR	85,0	0,0	0,0	85,0	666	307	0
ATOS SE	EUR	50,0	0,0	0,0	50,0	2 557	1 994	0
BEL	EUR	60,0	0,0	0,0	60,0	1 334	717	0
CDC HABITAT	EUR	400,0	0,0	0,0	400,0	4 798	4 358	0
COVIVIO	EUR	132,0	132,0	-47,0	47,0	679	672	679
CREDIT AGRICOLE CIB FINANCIAL SOLUTIONS	EUR	165,0	0,0	0,0	165,0	2 983	2 377	0
EIFPAGE	EUR	449,3	0,0	0,0	449,3	721	281	0
LAGARDERE SCA	EUR	64,0	0,0	0,0	64,0	731	234	0
SEB S.A.	EUR	241,5	0,0	0,0	241,5	1 427	818	0
SOPRA STERIA GROUP	EUR	104,0	0,0	0,0	104,0	991	494	0
Total Residents	Equivalent_EUR	1 814,8	132,0	-47,0	1 729,8	1 988	1 539	679

MEDIUM TERM NOTES

III.2.5 Public issuers

- Residents

amounts in millions, maturity in number of days

Issuer	Issue currency	Outstanding amount in october 2020	Issue amount in october 2020	Matured Debt in october 2020	Outstanding amount in september 2020	Average original maturity of outstanding amount	Average residual maturity of outstanding amount	Average original maturity of issues
CAISSE D'AMORTISSEMENT DE LA DETTE SOCIALE	EUR	264,0	0,0	0,0	264,0	4 929	1 831	0
UNEDIC	EUR	5 700,0	0,0	0,0	5 700,0	2 095	1 305	0
Total Residents	Equivalent_EUR	5 964,0	0,0	0,0	5 964,0	2 220	1 329	0