

MEDIUM TERM NOTES

III. Medium Term Notes in april 2020

III.1. Overview

- III.1.1. Breakdown of outstanding amounts and issues by issue's currency (by issuers category)
- III.1.2. Breakdown of outstanding amounts and issues by rating (by issuers category)
- III.1.3. Breakdown of outstanding amounts and issues by maturity (by issuers category)
- III.1.4. Breakdown of outstanding amounts and issues by interest rate category (by issuers category)

III.2. List of issuers of Medium Term Notes at 30/04/2020 : outstanding amounts and transactions by issuers category and by geographical area

MEDIUM TERM NOTES

III.1. Overview

III.1.1. Breakdown of outstanding amounts and issues by issue's currency (by issuers category)

millions of units

	Outstanding amount in april 2020	Issue amount in april 2020	Matured Debt in april 2020	Outstanding amount in march 2020	Number of issuers in april 2020
Bank issuers					
EUR	40 385,5	579,7	- 1 331,6	42 138,6	9
USD	538,9	0,0	- 10,0	548,9	0
EUR Equivalent	40 881,0	579,7	- 1 340,8	42 639,6	
<i>of which secured Medium Term Notes</i>	<i>83,0</i>	<i>0,0</i>	<i>0,0</i>	<i>83,0</i>	
Others financial issuers					
Excluding asset backed securities issuers					
USD	0,0	0,0	0,0	0,0	0
EUR Equivalent	0,0	0,0	0,0	0,0	
Asset backed securities issuers					
EUR	380,1	0,0	0,0	380,1	0
EUR Equivalent	380,1	0,0	0,0	380,1	
Total financial issuers (a)	41 261,1	579,7	- 1 340,8	43 019,7	

MEDIUM TERM NOTES

III.1.1 Breakdown of outstanding amounts and issues by issue's currency (by issuers category) - next

millions of units

	Outstanding amount in april 2020	Issue amount in april 2020	Matured Debt in april 2020	Outstanding amount in march 2020	Number of issuers in april 2020
Non financial issuers					
EUR	2 182,8	110,0	0,0	2 072,8	2
EUR Equivalent	2 182,8	110,0	0,0	2 072,8	
Public issuers					
EUR	3 964,0	0,0	0,0	3 964,0	0
EUR Equivalent	3 964,0	0,0	0,0	3 964,0	
Total non-financial and public issuers (b)	6 146,8	110,0	0,0	6 036,8	
Total medium-term market (a)+(b)	47 407,9	689,7	- 1 340,8	49 056,5	

MEDIUM TERM NOTES

III.1.2. Breakdown of outstanding amounts and issues by rating* (by issuers category)

millions of units

	Outstanding amount in april 2020	Issue amount in april 2020	Matured Debt in april 2020	Outstanding amount in march 2020	Number of issuers in april 2020
Bank issuers	40 881,0	579,7	- 1 340,8	42 639,6	9
Class 1	0,0	0,0	0,0	0,0	0
Class 2	1 381,7	0,0	0,0	1 300,3	0
Class 3	30 833,4	462,9	- 1 144,6	32 559,6	4
Class 4	1 932,0	0,0	0,0	1 932,3	0
Unrated	6 733,9	116,9	- 196,2	6 847,4	5
Others financial issuers					
Excluding asset backed securities issuers	0,0	0,0	0,0	0,0	0
Unrated	0,0	0,0	0,0	0,0	0
Asset backed securities issuers	380,1	0,0	0,0	380,1	0
Class 3	380,1	0,0	0,0	380,1	0
Total financial issuers (a)	41 261,1	579,7	- 1 340,8	43 019,7	9

* The rating classes are defined in the methodological note related to statistical reviews.

MEDIUM TERM NOTES

III.1.2. Breakdown of outstanding amounts and issues by rating* (by issuers category) - next

millions of units

	Outstanding amount in april 2020	Issue amount in april 2020	Matured Debt in april 2020	Outstanding amount in march 2020	Number of issuers in april 2020
Non financial issuers	2 182,8	110,0	0,0	2 072,8	2
Class 2	315,0	46,0	0,0	269,0	1
Class 3	150,0	0,0	0,0	150,0	0
Unrated	1 717,8	64,0	0,0	1 653,8	1
Public issuers	3 964,0	0,0	0,0	3 964,0	0
Class 2	3 700,0	0,0	0,0	3 700,0	0
Unrated	264,0	0,0	0,0	264,0	0
Total non-financial and public issuers (b)	6 146,8	110,0	0,0	6 036,8	2
Total medium-term market (a)+(b)	47 407,9	689,7	- 1 340,8	49 056,5	11

* The rating classes are defined in the methodological note related to statistical publications reviews.

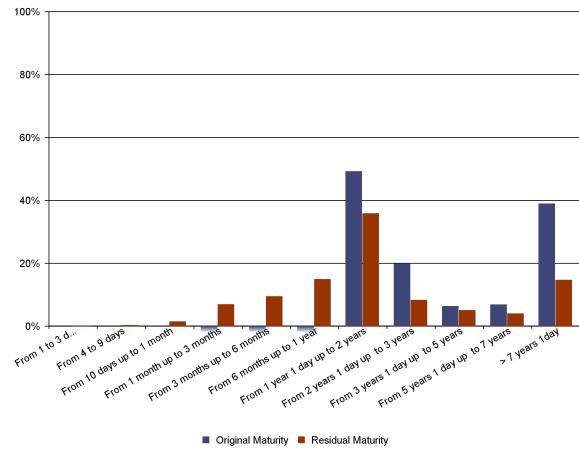
MEDIUM TERM NOTES

III.1.3. Breakdown of outstanding amounts and issues by maturity (by issuers category)

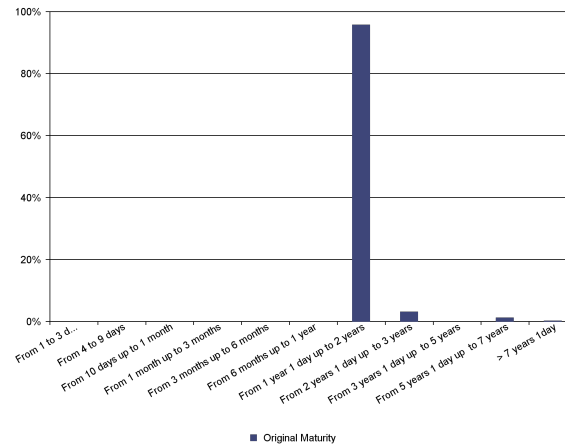
Bank issuers

all currencies

Breakdown of outstanding amounts
by original maturity and residual maturity at 30/04/2020 (in %)



Breakdown of issues by original maturity
at 30/04/2020 (in %)



MEDIUM TERM NOTES

all currencies

**Breakdown of outstanding amounts
by original maturity and residual maturity at 30/04/2020 (in %)**

**Breakdown of issues by original maturity
at 30/04/2020 (in %)**

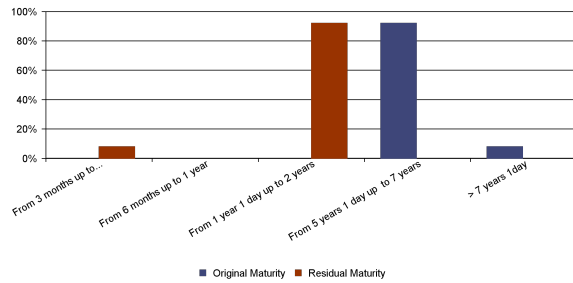
Excluding asset backed securities issuers

No issuer

No issue

Asset backed securities issuers

No issue



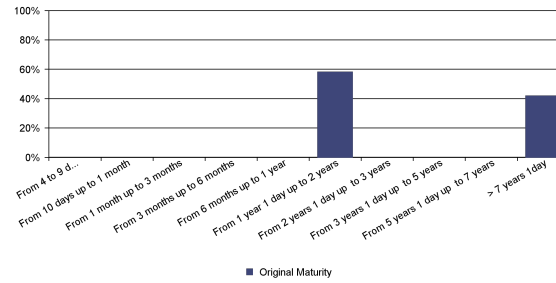
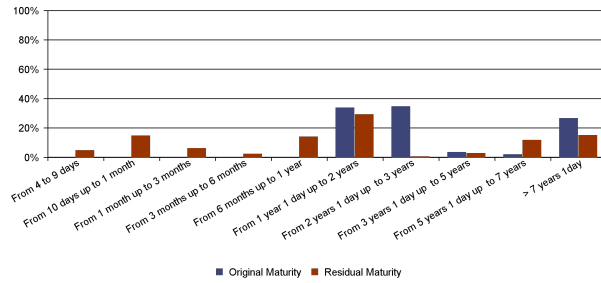
MEDIUM TERM NOTES

all currencies

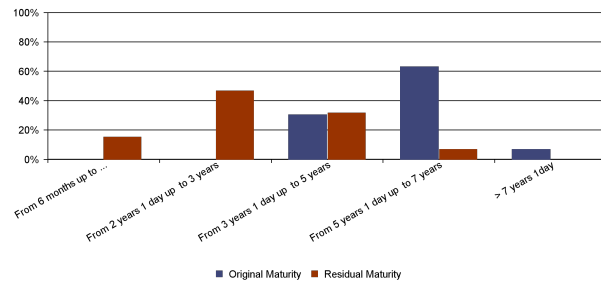
Breakdown of outstanding amounts by original maturity and residual maturity at 30/04/2020 (in %)

Breakdown of issues by original maturity at 30/04/2020 (in %)

Non financial issuers



Public issuers



No issue

MEDIUM TERM NOTES

III.1.4. Breakdown of outstanding amounts and issues by interest rate category (by issuers category)

	Financial banking issuers	Others financial issuers		Non financial issuers	Public issuers
		Excluding asset backed securities issuers	Asset backed securities issuers		
Fixed	8,0%	0,0%	0,0%	41,8%	0,0%
Structured	1,4%	0,0%	0,0%	58,2%	0,0%
Variable or adjustable	90,6%	0,0%	0,0%	0,0%	0,0%
All maturities	100,0%	0,0%	0,0%	100,0%	0,0%

MEDIUM TERM NOTES

III.2. List of issuers of Medium Term Notes at 30/04/2020 : outstanding amounts and transactions by issuers category and by geographical area

III.2.1 Bank issuers

- Residents

<i>amounts in millions, maturity in number of days</i>								
Issuer	Issue currency	Outstanding amount in april 2020	Issue amount in april 2020	Matured Debt in april 2020	Outstanding amount in march 2020	Average original maturity of outstanding amount	Average residual maturity of outstanding amount	Average original maturity of issues
ALLIANZ BANQUE	EUR	182,5	0,0	0,0	183,5	1 228	612	0
AUXIFIP	EUR	40,0	0,0	0,0	40,0	731	648	0
AXA BANQUE	EUR	2 023,7	0,0	-90,0	2 147,9	2 301	858	0
BANQUE CIC NORD OUEST	EUR	28,0	0,5	0,0	27,5	2 457	1 660	1 826
BANQUE CIC OUEST	EUR	3,7	0,0	-0,2	3,9	5 308	997	0
BANQUE CIC SUD OUEST	EUR	24,0	0,0	0,0	24,0	2 920	801	0
BANQUE EDEL S.N.C	EUR	244,0	0,0	-22,4	266,4	835	451	0
BANQUE EUROPEENNE DU CREDIT MUTUEL	EUR	13,0	0,0	0,0	13,0	3 170	1 939	0
		<i>of which secured medium term notes</i>	13	0	0	13		
BANQUE FEDERATIVE DU CREDIT MUTUEL	EUR	2 301,1	155,0	0,0	2 146,1	738	600	764
	USD	125,0	0,0	0,0	125,0	382	208	0
	Equivalent_EUR	2 416,05	155	0	2 260,21	721	581	441

MEDIUM TERM NOTES

III.2.1 Bank issuers

- Residents

amounts in millions, maturity in number of days

Issuer	Issue currency	Outstanding amount in april 2020	Issue amount in april 2020	Matured Debt in april 2020	Outstanding amount in march 2020	Average original maturity of outstanding amount	Average residual maturity of outstanding amount	Average original maturity of issues
BANQUE PALATINE	EUR	4,0	0,0	0,0	4,0	4 123	1 507	0
BANQUE POPULAIRE ALSACE LORRAINE CHAMPAGNE	EUR	114,4	0,0	0,0	114,4	3 957	1 084	0
BANQUE POPULAIRE AQUITAINE CENTRE ATLANTIQUE	EUR	66,0	0,0	0,0	66,0	2 573	899	0
BANQUE POPULAIRE AUVERGNE RHONE ALPES	EUR	10,5	0,0	0,0	10,5	2 108	1 217	0
BANQUE POPULAIRE BOURGOGNE FRANCHE-COMTE	EUR	72,7	0,0	0,0	72,7	4 254	578	0
BANQUE POPULAIRE DU SUD	EUR	4,3	0,0	-2,0	6,3	4 227	2 421	0
BANQUE POPULAIRE GRAND OUEST	EUR	163,2	0,0	-1,7	164,9	1 139	744	0
BANQUE POPULAIRE MEDITERRANEE	EUR	100,0	0,0	0,0	100,0	1 596	342	0
BANQUE POPULAIRE RIVES DE PARIS	EUR	55,4	0,0	-0,6	56,0	5 064	183	0
BANQUE POPULAIRE VAL DE FRANCE	EUR	287,6	6,1	-36,9	318,4	2 670	958	1 826
BANQUE TRANSATLANTIQUE	EUR	1,0	0,0	0,0	1,0	3 651	288	0

MEDIUM TERM NOTES

III.2.1 Bank issuers

- Residents

amounts in millions, maturity in number of days

Issuer	Issue currency	Outstanding amount in april 2020	Issue amount in april 2020	Matured Debt in april 2020	Outstanding amount in march 2020	Average original maturity of outstanding amount	Average residual maturity of outstanding amount	Average original maturity of issues
BNP PARIBAS	EUR	740,7	7,1	0,0	733,6	3 574	1 155	869
	USD	28,9	0,0	0,0	28,9	1 087	425	0
	Equivalent_EUR	767,25	7,1	0	759,95	3 488	1 130	13 762
BPCE	EUR	393,4	0,0	-13,5	406,9	3 257	273	0
BPIFRANCE FINANCEMENT	EUR	199,0	0,0	0,0	199,0	1 788	684	0
	USD	335,0	0,0	0,0	335,0	731	158	0
	Equivalent_EUR	507,02	0	0	504,77	1 146	364	
BRED-BANQUE POPULAIRE	EUR	103,4	0,0	0,0	103,4	1 436	525	0
BTP BANQUE	EUR	10,3	0,0	-0,2	10,5	1 827	97	0
CA CONSUMER FINANCE	EUR	1 437,0	0,0	-110,0	1 547,0	916	286	0
CAISSE CENTRALE DU CREDIT IMMOBILIER DE FRANCE - 3CIF	EUR	50,0	0,0	0,0	50,0	7 305	1 466	0
CAISSE D'EPARGNE ET DE PREVOYANCE DE BOURGOGNE FRANCHE-COMTE	EUR	11,8	0,0	0,0	11,8	731	460	0
CAISSE D'EPARGNE ET DE PREVOYANCE DE MIDI-PYRENEES	EUR	150,0	0,0	0,0	150,0	1 096	662	0

MEDIUM TERM NOTES

III.2.1 Bank issuers

- Residents

<i>amounts in millions, maturity in number of days</i>								
Issuer	Issue currency	Outstanding amount in april 2020	Issue amount in april 2020	Matured Debt in april 2020	Outstanding amount in march 2020	Average original maturity of outstanding amount	Average residual maturity of outstanding amount	Average original maturity of issues
CAISSE D'EPARGNE ET DE PREVOYANCE HAUTS DE FRANCE	EUR	0,0	0,0	0,0	0,0			0
CAISSE D'EPARGNE ET DE PREVOYANCE LOIRE-CENTRE	EUR	0,5	0,0	0,0	0,5	1 826	726	0
CAISSE DES DEPOTS ET CONSIGNATIONS	EUR	583,8	0,0	0,0	583,8	7 754	6 361	0
	USD	20,0	0,0	0,0	20,0	10 957	9 793	0
	Equivalent_EUR	602,17	0	0	602,04	7 852	6 466	
CAISSE FEDERALE DU CREDIT MUTUEL MAINE-ANJOU ET BASSE-NORMANDIE	EUR	530,2	0,0	0,0	530,2	1 644	1 129	0
CAISSE FEDERALE DU CREDIT MUTUEL NORD EUROPE	EUR	204,0	0,0	0,0	204,0	3 515	288	0
CAISSE FEDERALE DU CREDIT MUTUEL OCEAN	EUR	626,2	0,0	0,0	626,2	1 422	1 053	0
CAISSE REGIONALE DE CREDIT AGRICOLE MUTUEL ALSACE VOSGES	EUR	51,5	0,0	0,0	51,5	2 637	1 226	0
<i>of which subordinated medium term notes</i>		41,66	0	0	41,66			
CAISSE REGIONALE DE CREDIT AGRICOLE MUTUEL ATLANTIQUE VENDEE	EUR	413,4	0,0	-10,0	423,6	9 437	7 247	0
<i>of which subordinated medium term notes</i>		0	0	0				
CAISSE REGIONALE DE CREDIT AGRICOLE MUTUEL BRIE PICARDIE	EUR	107,5	0,0	0,0	107,5	1 550	660	0
CAISSE REGIONALE DE CREDIT AGRICOLE MUTUEL CENTRE-EST	EUR	333,8	0,0	0,0	333,8	5 673	764	0

MEDIUM TERM NOTES

III.2.1 Bank issuers

- Residents

amounts in millions, maturity in number of days

Issuer	Issue currency	Outstanding amount in april 2020	Issue amount in april 2020	Matured Debt in april 2020	Outstanding amount in march 2020	Average original maturity of outstanding amount	Average residual maturity of outstanding amount	Average original maturity of issues
CAISSE REGIONALE DE CREDIT AGRICOLE MUTUEL CENTRE LOIRE	EUR	268,9	0,0	-0,8	269,7	1 883	1 687	0
CAISSE REGIONALE DE CREDIT AGRICOLE MUTUEL CHARENTE MARITIME DEUX SEVRES	EUR	82,4	0,0	0,0	83,0	1 866	572	0
<i>of which subordinated medium term notes</i>		57,75	0	0	57,75			
CAISSE REGIONALE DE CREDIT AGRICOLE MUTUEL CHARENTE PERIGORD	EUR	96,5	0,0	-30,0	126,5	1 933	340	0
<i>of which subordinated medium term notes</i>		0,3	0	0	0,3			
CAISSE REGIONALE DE CREDIT AGRICOLE MUTUEL D'ALPES-PROVENCE	EUR	211,9	0,0	0,0	212,2	8 693	1 291	0
CAISSE REGIONALE DE CREDIT AGRICOLE MUTUEL D'AQUITAINE	EUR	393,7	0,0	0,0	393,7	3 599	964	0
<i>of which subordinated medium term notes</i>		0	0	0				
CAISSE REGIONALE DE CREDIT AGRICOLE MUTUEL DE CENTRE FRANCE	EUR	112,1	0,0	-0,4	112,5	8 871	7 480	0
<i>of which subordinated medium term notes</i>		64,17	0	0	64,17			
CAISSE REGIONALE DE CREDIT AGRICOLE MUTUEL DE CHAMPAGNE-BOURGOGNE	EUR	120,4	0,0	0,0	120,4	10 958	9 186	0
<i>of which subordinated medium term notes</i>		120,36	0	0	120,36			
CAISSE REGIONALE DE CREDIT AGRICOLE MUTUEL DE LA GUADELOUPE	EUR	6,5	0,0	0,0	6,5	10 958	9 227	0
<i>of which subordinated medium term notes</i>		6	0	0	6			
CAISSE REGIONALE DE CREDIT AGRICOLE MUTUEL DE L'ANJOU ET DU MAINE	EUR	475,4	0,0	-52,4	527,8	5 897	4 908	0
<i>of which subordinated medium term notes</i>		162,5	0	0	162,5			
CAISSE REGIONALE DE CREDIT AGRICOLE MUTUEL DE LA TOURAINE ET DU POITOU	EUR	281,2	0,3	0,0	280,8	2 192	801	1 826

MEDIUM TERM NOTES

III.2.1 Bank issuers

- Residents

<i>amounts in millions, maturity in number of days</i>								
Issuer	Issue currency	Outstanding amount in april 2020	Issue amount in april 2020	Matured Debt in april 2020	Outstanding amount in march 2020	Average original maturity of outstanding amount	Average residual maturity of outstanding amount	Average original maturity of issues
		<i>of which subordinated medium term notes</i>	143,54	0	0	143,54		
CAISSE REGIONALE DE CREDIT AGRICOLE MUTUEL DE NORMANDIE	EUR	552,7	0,0	0,0	552,7	5 792	1 989	0
CAISSE REGIONALE DE CREDIT AGRICOLE MUTUEL DE PARIS ET D'ILE DE FRANCE	EUR	184,9	0,0	0,0	184,9	3 251	254	0
		<i>of which subordinated medium term notes</i>	115,16	0	0	115,16		
CAISSE REGIONALE DE CREDIT AGRICOLE MUTUEL DES COTES-D'ARMOR	EUR	364,9	0,0	0,0	365,2	5 233	1 712	0
		<i>of which subordinated medium term notes</i>	0	0	0			
CAISSE REGIONALE DE CREDIT AGRICOLE MUTUEL DES SAVOIE	EUR	276,4	0,0	0,0	276,4	5 493	3 977	0
		<i>of which subordinated medium term notes</i>	197,51	0	0	197,51		
CAISSE REGIONALE DE CREDIT AGRICOLE MUTUEL D'ILLE ET VILAINE	EUR	49,6	0,0	-55,0	104,7	1 346	672	0
CAISSE REGIONALE DE CREDIT AGRICOLE MUTUEL DU FINISTERE	EUR	153,7	0,0	0,0	153,7	9 909	8 289	0
		<i>of which subordinated medium term notes</i>	0	0	0			
CAISSE REGIONALE DE CREDIT AGRICOLE MUTUEL DU LANGUEDOC	EUR	143,9	0,0	0,0	143,9	9 952	9 177	0
		<i>of which subordinated medium term notes</i>	56,11	0	0	56,11		
CAISSE REGIONALE DE CREDIT AGRICOLE MUTUEL DU MORBIHAN	EUR	210,0	0,0	0,0	210,0	5 479	456	0
CAISSE REGIONALE DE CREDIT AGRICOLE MUTUEL DU NORD EST	EUR	521,9	0,0	0,0	521,9	3 406	465	0
		<i>of which subordinated medium term notes</i>	193	0	0	193		
CAISSE REGIONALE DE CREDIT AGRICOLE MUTUEL FRANCHE-COMTE	EUR	0,0	0,0	0,0	0,0			0

MEDIUM TERM NOTES

III.2.1 Bank issuers

- Residents

amounts in millions, maturity in number of days

Issuer	Issue currency	Outstanding amount in april 2020	Issue amount in april 2020	Matured Debt in april 2020	Outstanding amount in march 2020	Average original maturity of outstanding amount	Average residual maturity of outstanding amount	Average original maturity of issues
CAISSE REGIONALE DE CREDIT AGRICOLE MUTUEL NORD DE FRANCE	EUR	1 099,4	0,0	0,0	1 099,4	4 555	784	0
		<i>of which subordinated medium term notes</i>	<i>156,32</i>	<i>0</i>	<i>0</i>	<i>156,32</i>		
CAISSE REGIONALE DE CREDIT AGRICOLE MUTUEL NORD MIDI PYRENEES	EUR	77,9	0,0	0,0	77,9	10 958	9 180	0
		<i>of which subordinated medium term notes</i>	<i>77,93</i>	<i>0</i>	<i>0</i>	<i>77,93</i>		
CAISSE REGIONALE DE CREDIT AGRICOLE MUTUEL NORMANDIE-SEINE	EUR	250,0	0,0	0,0	250,0	695	553	0
CAISSE REGIONALE DE CREDIT AGRICOLE MUTUEL PROVENCE COTE D'AZUR	EUR	3,8	0,0	0,0	4,1	21 744	1 201	0
CAISSE REGIONALE DE CREDIT AGRICOLE MUTUEL PYRENEES-GASCOGNE	EUR	180,0	0,0	-20,0	200,0	3 075	704	0
CAISSE REGIONALE DE CREDIT AGRICOLE MUTUEL SUD-MEDITERRANEE	EUR	162,3	0,0	0,0	162,3	5 896	1 670	0
CAISSE REGIONALE DE CREDIT AGRICOLE MUTUEL SUD-RHONE-ALPES	EUR	231,0	0,0	0,0	231,0	5 388	3 391	0
		<i>of which subordinated medium term notes</i>	<i>0</i>	<i>0</i>	<i>0</i>			
CAISSE REGIONALE DE CREDIT AGRICOLE MUTUEL TOULOUSE 31	EUR	161,1	0,0	-10,0	171,1	1 809	1 148	0
CARREFOUR BANQUE	EUR	588,0	0,0	0,0	588,0	696	287	0
COMPAGNIE DE FINANCEMENT FONCIER	EUR	0,0	0,0	0,0	0,0			0

MEDIUM TERM NOTES

III.2.1 Bank issuers

- Residents

amounts in millions, maturity in number of days

Issuer	Issue currency	Outstanding amount in april 2020	Issue amount in april 2020	Matured Debt in april 2020	Outstanding amount in march 2020	Average original maturity of outstanding amount	Average residual maturity of outstanding amount	Average original maturity of issues
CREDIT AGRICOLE CORPORATE AND INVESTMENT BANK	EUR	551,0	0,0	-525,0	1 076,0	4 638	1 447	0
CREDIT AGRICOLE LEASING & FACTORING SA	EUR	120,0	0,0	-20,0	190,0	998	338	0
CREDIT AGRICOLE S.A.	EUR	30,0	0,0	0,0	30,0	10 958	4 442	0
CREDIT COOPERATIF	EUR	323,1	0,0	-11,4	337,0	3 831	557	0
CREDIT DU NORD	EUR	2 408,5	0,0	0,0	2 409,1	2 001	449	0
CREDIT FONCIER ET COMMUNAL D'ALSACE et de LORRAINE-BANQUE	EUR	0,0	0,0	-15,0	15,0			0
CREDIT INDUSTRIEL ET COMMERCIAL	EUR	27,2	0,0	0,0	27,2	1 991	644	0
CREDIT LYONNAIS	EUR	1 971,8	0,0	-190,0	2 161,8	1 176	549	0
CREDIT MUNICIPAL DE PARIS	EUR	10,0	0,0	0,0	10,0	3 652	1 327	0
CREDIT MUTUEL ARKEA	EUR	112,3	0,8	0,0	111,5	4 713	2 855	3 655

MEDIUM TERM NOTES

III.2.1 Bank issuers

- Residents

amounts in millions, maturity in number of days

Issuer	Issue currency	Outstanding amount in april 2020	Issue amount in april 2020	Matured Debt in april 2020	Outstanding amount in march 2020	Average original maturity of outstanding amount	Average residual maturity of outstanding amount	Average original maturity of issues
EDMOND DE ROTHSCHILD (FRANCE)	EUR	90,0	70,0	0,0	20,0	838	644	730
FINAMUR	EUR	40,0	0,0	0,0	40,0	731	648	0
FRANFINANCE	EUR	130,0	0,0	0,0	130,0	618	387	0
HSBC FRANCE	EUR	80,0	0,0	0,0	80,0	8 789	3 386	0
LA BANQUE POSTALE	EUR	1,0	0,0	0,0	1,0	1 096	732	0
	USD	15,0	0,0	0,0	15,0	732	382	0
	Equivalent_EUR	14,79	0	0	14,69	757	406	
LIXXBAIL	EUR	40,0	0,0	0,0	40,0	731	648	0
LYONNAISE DE BANQUE	EUR	0,4	0,0	0,0	0,4	1 095	288	0
NATIXIS	EUR	569,7	0,0	-1,2	572,0	4 309	1 816	0
ONEY BANK	EUR	166,0	0,0	0,0	166,0	1 289	117	0
ORANGE BANK	EUR	338,5	0,0	-3,0	341,5	842	314	0

MEDIUM TERM NOTES

III.2.1 Bank issuers

- Residents

amounts in millions, maturity in number of days

Issuer	Issue currency	Outstanding amount in april 2020	Issue amount in april 2020	Matured Debt in april 2020	Outstanding amount in march 2020	Average original maturity of outstanding amount	Average residual maturity of outstanding amount	Average original maturity of issues
PSA BANQUE FRANCE	EUR	418,0	0,0	0,0	418,0	795	341	0
RCI BANQUE SA	EUR	220,0	0,0	0,0	220,0	631	437	0
SOCIETE GENERALE	EUR	13 414,2	300,0	-80,0	14 104,2	1 800	947	456
SOCRAM BANQUE	EUR	135,0	0,0	0,0	135,0	665	322	0
UNIFERGIE - Union pour le Financement des Economies d'Energie	EUR	40,0	0,0	0,0	40,0	731	648	0
Total Residents	Equivalent_EUR	40 663,6	539,7	-1 301,6	42 423,2	2 523	1 173	608
	<i>of which secured medium term notes</i>	<i>13,0</i>	<i>0,0</i>	<i>0,0</i>	<i>13,0</i>			
	<i>of which subordinated medium term notes</i>	<i>1 187,0</i>	<i>0,0</i>	<i>0,0</i>	<i>1 187,0</i>			

- Non residents located outside the Euro area

amounts in millions, maturity in number of days

Issuer	Issue currency	Outstanding amount in april 2020	Issue amount in april 2020	Matured Debt in april 2020	Outstanding amount in march 2020	Average original maturity of outstanding amount	Average residual maturity of outstanding amount	Average original maturity of issues
BANK OF CHINA LIMITED Paris Branch	USD	15,0	0,0	0,0	15,0	1 826	830	0
	Equivalent_EUR	13,79	0	0	13,69	1 826	830	
BANQUE CALEDONIENNE D INVESTISSEMENT	EUR	203,6	40,0	-30,0	193,6	1 159	705	560
	USD	0,0	0,0	-10,0	10,0			0
	Equivalent_EUR	203,59	40	-39,19	202,72	1 159	705	84
	<i>of which secured medium term notes</i>	<i>70</i>	<i>0</i>	<i>0</i>	<i>70</i>			

MEDIUM TERM NOTES

III.2.1 Bank issuers

- Non residents located outside the Euro area

amounts in millions, maturity in number of days

Issuer	Issue currency	Outstanding amount in april 2020	Issue amount in april 2020	Matured Debt in april 2020	Outstanding amount in march 2020	Average original maturity of outstanding amount	Average residual maturity of outstanding amount	Average original maturity of issues
Total Non residents located outside the Euro area	Equivalent_EUR	217,4	40,0	-40,0	216,4	1 202	713	560
	<i>of which secured medium term notes</i>	70,0	40,0	- 30,0	70,0			

MEDIUM TERM NOTES

III.2.2 Others financial issuers excluding asset backed securities issuers

- Residents

amounts in millions, maturity in number of days

Issuer	Issue currency	Outstanding amount in april 2020	Issue amount in april 2020	Matured Debt in april 2020	Outstanding amount in march 2020	Average original maturity of outstanding amount	Average residual maturity of outstanding amount	Average original maturity of issues
EXANE	USD	0,0	0,0	0,0	0,0			
	Equivalent_EUR	0	0	0				
Total Residents	Equivalent_EUR	0,0	0,0	0,0	0,0			

MEDIUM TERM NOTES

III.2.3 Others financial issuers

- Residents

amounts in millions, maturity in number of days

Issuer	Issue currency	Outstanding amount in april 2020	Issue amount in april 2020	Matured Debt in april 2020	Outstanding amount in march 2020	Average original maturity of outstanding amount	Average residual maturity of outstanding amount	Average original maturity of issues
NATIXIS LOAN FUNDING	EUR	380,1	0,0	0,0	380,1	1 936	419	0
Total Residents	Equivalent_EUR	380,1	0,0	0,0	380,1	1 936	419	0

MEDIUM TERM NOTES

III.2.4 Non financial issuers

- Residents

amounts in millions, maturity in number of days

Issuer	Issue currency	Outstanding amount in april 2020	Issue amount in april 2020	Matured Debt in april 2020	Outstanding amount in march 2020	Average original maturity of outstanding amount	Average residual maturity of outstanding amount	Average original maturity of issues
ALTAREA	EUR	64,0	64,0	0,0	0,0	366	342	366
ALTAREIT	EUR	85,0	0,0	0,0	85,0	666	491	0
ATOS SE	EUR	130,0	0,0	0,0	130,0	1 433	871	0
BEL	EUR	50,0	0,0	0,0	50,0	1 417	883	0
CDC HABITAT	EUR	315,0	46,0	0,0	269,0	4 457	4 130	6 209
COVIVIO	EUR	270,0	0,0	0,0	270,0	368	39	0
CREDIT AGRICOLE CIB FINANCIAL SOLUTIONS	EUR	165,0	0,0	0,0	165,0	2 983	2 561	0
EIFFAGE	EUR	449,3	0,0	0,0	449,3	721	465	0
LAGARDERE SCA	EUR	64,0	0,0	0,0	64,0	731	418	0
SAFRAN	EUR	95,0	0,0	0,0	95,0	733	88	0
SEB S.A.	EUR	241,5	0,0	0,0	241,5	1 427	1 002	0
SOPRA STERIA GROUP	EUR	104,0	0,0	0,0	104,0	991	678	0
UNIBAIL- RODAMCO-WESTFIELD SE	EUR	150,0	0,0	0,0	150,0	731	25	0
Total Residents	Equivalent_EUR	2 182,8	110,0	0,0	2 072,8	1 526	1 152	2 809

MEDIUM TERM NOTES

III.2.5 Public issuers

- Residents

amounts in millions, maturity in number of days

Issuer	Issue currency	Outstanding amount in april 2020	Issue amount in april 2020	Matured Debt in april 2020	Outstanding amount in march 2020	Average original maturity of outstanding amount	Average residual maturity of outstanding amount	Average original maturity of issues
CAISSE D'AMORTISSEMENT DE LA DETTE SOCIALE	EUR	264,0	0,0	0,0	264,0	4 929	2 015	0
UNEDIC	EUR	3 700,0	0,0	0,0	3 700,0	1 943	997	0
Total Residents	Equivalent_EUR	3 964,0	0,0	0,0	3 964,0	2 142	1 065	0