

## MEDIUM TERM NOTES

Market data is published despite the exceptional context related to Covid-19 which is likely to have technical impacts on data completeness.

### III. Medium Term Notes in march 2020

#### III.1. Overview

- III.1.1. Breakdown of outstanding amounts and issues by issue's currency (by issuers category)
- III.1.2. Breakdown of outstanding amounts and issues by rating (by issuers category)
- III.1.3. Breakdown of outstanding amounts and issues by maturity (by issuers category)
- III.1.4. Breakdown of outstanding amounts and issues by interest rate category (by issuers category)

#### III.2. List of issuers of Medium Term Notes at 31/03/2020 : outstanding amounts and transactions by issuers category and by geographical area

## MEDIUM TERM NOTES

### III.1. Overview

#### III.1.1. Breakdown of outstanding amounts and issues by issue's currency (by issuers category)

*millions of units*

	Outstanding amount in march 2020	Issue amount in march 2020	Matured Debt in march 2020	Outstanding amount in february 2020	Number of issuers in march 2020
<b>Bank issuers</b>					
EUR	42 140,3	2 467,2	- 486,4	44 613,6	10
USD	548,9	0,0	0,0	548,9	0
<b>EUR Equivalent</b>	<b>42 641,3</b>	<b>2 467,2</b>	<b>- 486,4</b>	<b>45 113,7</b>	
<i>of which secured Medium Term Notes</i>	<i>83,0</i>	<i>0,0</i>	<i>0,0</i>	<i>83,0</i>	
<b>Others financial issuers</b>					
<b>Excluding asset backed securities issuers</b>					
USD	0,0	0,0	0,0	0,0	0
<b>EUR Equivalent</b>	<b>0,0</b>	<b>0,0</b>	<b>0,0</b>	<b>0,0</b>	
<b>Asset backed securities issuers</b>					
EUR	380,1	0,0	0,0	380,1	0
<b>EUR Equivalent</b>	<b>380,1</b>	<b>0,0</b>	<b>0,0</b>	<b>380,1</b>	
<b>Total financial issuers (a)</b>	<b>43 021,4</b>	<b>2 467,2</b>	<b>- 486,4</b>	<b>45 493,8</b>	

## MEDIUM TERM NOTES

### III.1.1 Breakdown of outstanding amounts and issues by issue's currency (by issuers category) - next

millions of units

	Outstanding amount in march 2020	Issue amount in march 2020	Matured Debt in march 2020	Outstanding amount in february 2020	Number of issuers in march 2020
<b>Non financial issuers</b>					
EUR	2 072,8	0,0	- 30,0	2 102,8	0
<b>EUR Equivalent</b>	<b>2 072,8</b>	<b>0,0</b>	<b>- 30,0</b>	<b>2 102,8</b>	
<b>Public issuers</b>					
EUR	3 964,0	0,0	- 1 250,0	5 214,0	0
<b>EUR Equivalent</b>	<b>3 964,0</b>	<b>0,0</b>	<b>- 1 250,0</b>	<b>5 214,0</b>	
<b>Total non-financial and public issuers (b)</b>	<b>6 036,8</b>	<b>0,0</b>	<b>- 1 280,0</b>	<b>7 316,8</b>	
<b>Total medium-term market (a)+(b)</b>	<b>49 058,2</b>	<b>2 467,2</b>	<b>- 1 766,4</b>	<b>52 810,6</b>	

## MEDIUM TERM NOTES

### III.1.2. Breakdown of outstanding amounts and issues by rating\* (by issuers category)

*millions of units*

	Outstanding amount in march 2020	Issue amount in march 2020	Matured Debt in march 2020	Outstanding amount in february 2020	Number of issuers in march 2020
<b>Bank issuers</b>	<b>42 641,3</b>	<b>2 467,2</b>	<b>- 486,4</b>	<b>45 113,7</b>	<b>10</b>
Class 1	0,0	0,0	- 50,0	50,0	0
Class 2	1 300,3	0,0	- 6,5	1 306,2	0
Class 3	32 561,9	2 428,8	- 287,4	34 871,4	6
Class 4	1 932,3	15,0	- 90,0	2 007,3	1
Unrated	6 846,9	23,4	- 52,5	6 878,8	3
<b>Others financial issuers</b>					
<b>Excluding asset backed securities issuers</b>	<b>0,0</b>	<b>0,0</b>	<b>0,0</b>	<b>0,0</b>	<b>0</b>
Unrated	0,0	0,0	0,0	0,0	0
<b>Asset backed securities issuers</b>	<b>380,1</b>	<b>0,0</b>	<b>0,0</b>	<b>380,1</b>	<b>0</b>
Class 3	380,1	0,0	0,0	380,1	0
<b>Total financial issuers (a)</b>	<b>43 021,4</b>	<b>2 467,2</b>	<b>- 486,4</b>	<b>45 493,8</b>	<b>10</b>

\* The rating classes are defined in the methodological note related to statistical reviews.

## MEDIUM TERM NOTES

### III.1.2. Breakdown of outstanding amounts and issues by rating\* (by issuers category) - next

*millions of units*

	Outstanding amount in march 2020	Issue amount in march 2020	Matured Debt in march 2020	Outstanding amount in february 2020	Number of issuers in march 2020
<b>Non financial issuers</b>	<b>2 072,8</b>	<b>0,0</b>	<b>- 30,0</b>	<b>2 102,8</b>	<b>0</b>
Class 2	269,0	0,0	0,0	269,0	0
Class 3	150,0	0,0	- 30,0	180,0	0
Unrated	1 653,8	0,0	0,0	1 653,8	0
<b>Public issuers</b>	<b>3 964,0</b>	<b>0,0</b>	<b>- 1 250,0</b>	<b>5 214,0</b>	<b>0</b>
Class 2	3 700,0	0,0	- 1 250,0	4 950,0	0
Unrated	264,0	0,0	0,0	264,0	0
<b>Total non-financial and public issuers (b)</b>	<b>6 036,8</b>	<b>0,0</b>	<b>- 1 280,0</b>	<b>7 316,8</b>	<b>0</b>
<b>Total medium-term market (a)+(b)</b>	<b>49 058,2</b>	<b>2 467,2</b>	<b>- 1 766,4</b>	<b>52 810,6</b>	<b>10</b>

\* The rating classes are defined in the methodological note related to statistical publications reviews.

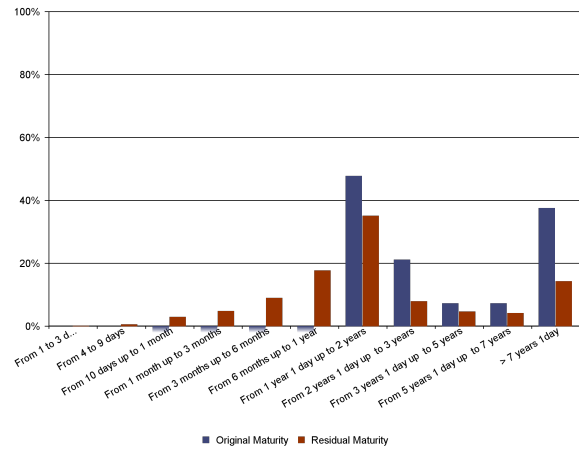
## MEDIUM TERM NOTES

### III.1.3. Breakdown of outstanding amounts and issues by maturity (by issuers category)

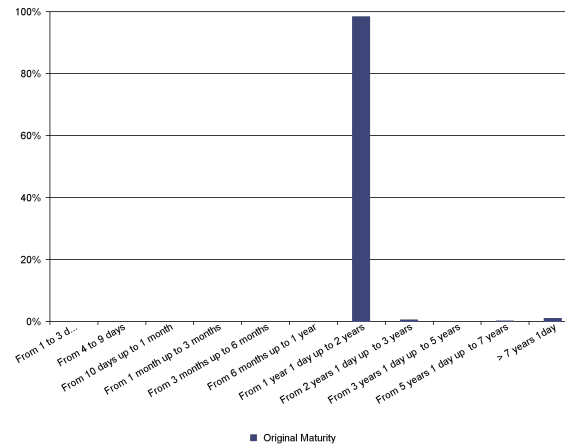
#### Bank issuers

all currencies

Breakdown of outstanding amounts  
by original maturity and residual maturity at 31/03/2020 (in %)



Breakdown of issues by original maturity  
at 31/03/2020 (in %)



## MEDIUM TERM NOTES

*all currencies*

**Breakdown of outstanding amounts  
by original maturity and residual maturity at 31/03/2020 (in %)**

**Breakdown of issues by original maturity  
at 31/03/2020 (in %)**

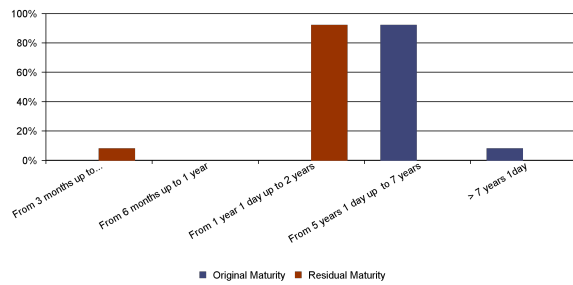
Excluding asset backed securities issuers

No issuer

No issue

Asset backed securities issuers

No issue



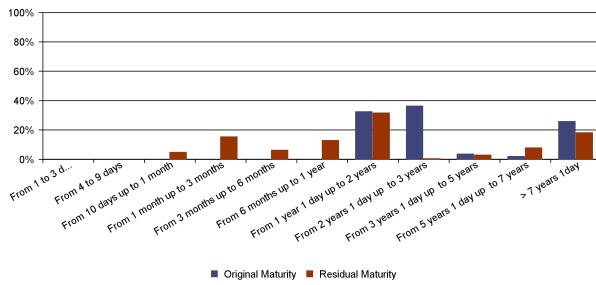
## MEDIUM TERM NOTES

all currencies

**Breakdown of outstanding amounts  
by original maturity and residual maturity at 31/03/2020 (in %)**

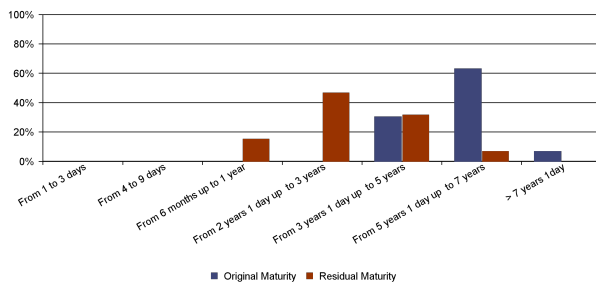
**Breakdown of issues by original maturity  
at 31/03/2020 (in %)**

### Non financial issuers



No issue

### Public issuers



No issue



## MEDIUM TERM NOTES

### III.1.4. Breakdown of outstanding amounts and issues by interest rate category (by issuers category)

	Financial banking issuers	Others financial issuers		Non financial issuers	Public issuers
		Excluding asset backed securities issuers	Asset backed securities issuers		
Fixed	1,4%	0,0%	0,0%	0,0%	0,0%
Structured	0,4%	0,0%	0,0%	0,0%	0,0%
Variable or adjustable	98,3%	0,0%	0,0%	0,0%	0,0%
<b>All maturities</b>	<b>100,0%</b>	<b>0,0%</b>	<b>0,0%</b>	<b>0,0%</b>	<b>0,0%</b>

## MEDIUM TERM NOTES

### III.2. List of issuers of Medium Term Notes at 31/03/2020 : outstanding amounts and transactions by issuers category and by geographical area

#### III.2.1 Bank issuers

##### - Residents

<i>amounts in millions, maturity in number of days</i>								
Issuer	Issue currency	Outstanding amount in march 2020	Issue amount in march 2020	Matured Debt in march 2020	Outstanding amount in february 2020	Average original maturity of outstanding amount	Average residual maturity of outstanding amount	Average original maturity of issues
ALLIANZ BANQUE	EUR	183,5	0,0	-5,0	188,5	1 226	644	0
AUXIFIP	EUR	40,0	0,0	0,0	40,0	731	678	0
AXA BANQUE	EUR	2 147,9	0,0	-4,0	2 151,9	2 222	866	0
BANQUE CIC NORD OUEST	EUR	27,5	0,0	0,0	27,5	2 469	1 687	0
BANQUE CIC OUEST	EUR	3,9	0,0	0,0	3,9	5 225	975	0
BANQUE CIC SUD OUEST	EUR	24,0	0,0	0,0	24,0	2 920	831	0
BANQUE EDEL S.N.C	EUR	266,4	0,0	-21,0	287,4	811	442	0
BANQUE EUROPEENNE DU CREDIT MUTUEL	EUR	13,0	0,0	0,0	13,0	3 170	1 969	0
		<i>of which secured medium term notes</i>	13	0	0	13		
BANQUE FEDERATIVE DU CREDIT MUTUEL	EUR	2 146,1	300,0	0,0	2 191,1	736	619	730
	USD	125,0	0,0	0,0	125,0	382	238	0
	Equivalent_EUR	2 260,21	300	0	2 304,99	718	600	939

## MEDIUM TERM NOTES

### III.2.1 Bank issuers

#### - Residents

*amounts in millions, maturity in number of days*

Issuer	Issue currency	Outstanding amount in march 2020	Issue amount in march 2020	Matured Debt in march 2020	Outstanding amount in february 2020	Average original maturity of outstanding amount	Average residual maturity of outstanding amount	Average original maturity of issues
BANQUE PALATINE	EUR	4,0	0,0	-0,3	4,2	4 123	1 537	0
BANQUE POPULAIRE ALSACE LORRAINE CHAMPAGNE	EUR	114,4	0,0	-21,0	135,4	3 957	1 114	0
BANQUE POPULAIRE AQUITAINE CENTRE ATLANTIQUE	EUR	66,0	0,0	0,0	66,0	2 573	929	0
BANQUE POPULAIRE AUVERGNE RHONE ALPES	EUR	10,5	0,2	-30,0	40,5	2 108	1 247	7 305
BANQUE POPULAIRE BOURGOGNE FRANCHE-COMTE	EUR	72,7	0,0	0,0	72,7	4 254	608	0
BANQUE POPULAIRE DU SUD	EUR	6,3	0,0	-0,7	6,9	3 887	1 671	0
BANQUE POPULAIRE GRAND OUEST	EUR	164,9	0,0	-3,9	168,8	1 136	766	0
BANQUE POPULAIRE MEDITERRANEE	EUR	100,0	0,0	0,0	100,0	1 596	372	0
BANQUE POPULAIRE RIVES DE PARIS	EUR	56,0	0,0	0,0	56,0	5 030	211	0
BANQUE POPULAIRE VAL DE FRANCE	EUR	318,4	2,5	-11,0	329,8	2 484	859	1 826
BANQUE TRANSATLANTIQUE	EUR	1,0	0,0	0,0	1,0	3 651	318	0

## MEDIUM TERM NOTES

### III.2.1 Bank issuers

- Residents

*amounts in millions, maturity in number of days*

Issuer	Issue currency	Outstanding amount in march 2020	Issue amount in march 2020	Matured Debt in march 2020	Outstanding amount in february 2020	Average original maturity of outstanding amount	Average residual maturity of outstanding amount	Average original maturity of issues
BNP PARIBAS	EUR	734,6	0,0	0,0	767,6	3 598	1 189	0
	USD	28,9	0,0	0,0	28,9	1 087	455	0
	Equivalent_EUR	760,95	0	0	<b>793,9</b>	<b>3 511</b>	<b>1 164</b>	
BPCE	EUR	406,9	0,0	0,0	406,9	3 246	294	0
BPIFRANCE FINANCEMENT	EUR	199,0	0,0	0,0	199,0	1 788	714	0
	USD	335,0	0,0	0,0	335,0	731	188	0
	Equivalent_EUR	504,77	0	0	<b>504,19</b>	<b>1 148</b>	<b>395</b>	
BRED-BANQUE POPULAIRE	EUR	103,4	13,0	0,0	100,4	1 436	555	822
BTP BANQUE	EUR	10,5	0,0	-1,8	12,3	1 827	125	0
CA CONSUMER FINANCE	EUR	1 547,0	0,0	-20,0	1 757,0	956	294	0
CAISSE CENTRALE DU CREDIT IMMOBILIER DE FRANCE - 3CIF	EUR	50,0	0,0	0,0	50,0	7 305	1 496	0
CAISSE D'EPARGNE ET DE PREVOYANCE DE BOURGOGNE FRANCHE-COMTE	EUR	11,8	0,0	0,0	11,8	731	490	0
CAISSE D'EPARGNE ET DE PREVOYANCE DE MIDI-PYRENEES	EUR	150,0	0,0	0,0	150,0	1 096	692	0

## MEDIUM TERM NOTES

### III.2.1 Bank issuers

#### - Residents

*amounts in millions, maturity in number of days*

Issuer	Issue currency	Outstanding amount in march 2020	Issue amount in march 2020	Matured Debt in march 2020	Outstanding amount in february 2020	Average original maturity of outstanding amount	Average residual maturity of outstanding amount	Average original maturity of issues
CAISSE D'EPARGNE ET DE PREVOYANCE HAUTS DE FRANCE	EUR	0,0	0,0	0,0	0,0			0
CAISSE D'EPARGNE ET DE PREVOYANCE LOIRE-CENTRE	EUR	0,0	0,0	0,0	0,0			0
CAISSE DES DEPOTS ET CONSIGNATIONS	EUR	583,8	0,0	-1,5	585,3	7 754	6 391	0
	USD	20,0	0,0	0,0	20,0	10 957	9 823	0
	Equivalent_EUR	602,04	0	-1,5	603,5	7 851	6 495	
CAISSE FEDERALE DU CREDIT MUTUEL MAINE-ANJOU ET BASSE-NORMANDIE	EUR	530,2	0,0	0,0	530,2	1 644	1 159	0
CAISSE FEDERALE DU CREDIT MUTUEL NORD EUROPE	EUR	204,0	0,0	0,0	204,0	3 515	318	0
CAISSE FEDERALE DU CREDIT MUTUEL OCEAN	EUR	626,2	10,0	0,0	616,2	1 422	1 083	396
CAISSE REGIONALE DE CREDIT AGRICOLE MUTUEL ALSACE VOSGES	EUR	51,5	0,0	0,0	51,5	2 637	1 256	0
<i>of which subordinated medium term notes</i>		41,66	0	0	41,66			
CAISSE REGIONALE DE CREDIT AGRICOLE MUTUEL ATLANTIQUE VENDEE	EUR	423,6	0,0	0,0	448,6	9 270	7 103	0
<i>of which subordinated medium term notes</i>		0	0	0				
CAISSE REGIONALE DE CREDIT AGRICOLE MUTUEL BRIE PICARDIE	EUR	107,5	0,0	0,0	107,5	1 550	690	0
CAISSE REGIONALE DE CREDIT AGRICOLE MUTUEL CENTRE-EST	EUR	333,8	0,0	0,0	333,8	5 673	794	0

## MEDIUM TERM NOTES

### III.2.1 Bank issuers

#### - Residents

*amounts in millions, maturity in number of days*

Issuer	Issue currency	Outstanding amount in march 2020	Issue amount in march 2020	Matured Debt in march 2020	Outstanding amount in february 2020	Average original maturity of outstanding amount	Average residual maturity of outstanding amount	Average original maturity of issues
CAISSE REGIONALE DE CREDIT AGRICOLE MUTUEL CENTRE LOIRE	EUR	269,7	0,0	0,0	269,7	3 438	1 712	0
<i>of which subordinated medium term notes</i>		0	0	0				
CAISSE REGIONALE DE CREDIT AGRICOLE MUTUEL CHARENTE MARITIME DEUX SEVRES	EUR	83,0	0,0	0,0	83,0	1 856	601	0
<i>of which subordinated medium term notes</i>		57,75	0	0	57,75			
CAISSE REGIONALE DE CREDIT AGRICOLE MUTUEL CHARENTE PERIGORD	EUR	126,5	0,0	0,0	126,5	1 647	284	0
<i>of which subordinated medium term notes</i>		0,3	0	0	0,3			
CAISSE REGIONALE DE CREDIT AGRICOLE MUTUEL D'ALPES-PROVENCE	EUR	212,2	0,0	0,0	212,2	8 682	1 320	0
CAISSE REGIONALE DE CREDIT AGRICOLE MUTUEL D'AQUITAINE	EUR	393,7	0,0	0,0	393,7	3 599	994	0
<i>of which subordinated medium term notes</i>		0	0	0				
CAISSE REGIONALE DE CREDIT AGRICOLE MUTUEL DE CENTRE FRANCE	EUR	112,5	0,0	-0,2	112,7	8 885	7 487	0
<i>of which subordinated medium term notes</i>		64,17	0	0	64,17			
CAISSE REGIONALE DE CREDIT AGRICOLE MUTUEL DE CHAMPAGNE-BOURGOGNE	EUR	120,4	0,0	0,0	120,4	10 958	9 216	0
<i>of which subordinated medium term notes</i>		120,36	0	0	120,36			
CAISSE REGIONALE DE CREDIT AGRICOLE MUTUEL DE LA GUADELOUPE	EUR	6,5	0,0	0,0	6,5	10 958	9 257	0
<i>of which subordinated medium term notes</i>		6	0	0	6			
CAISSE REGIONALE DE CREDIT AGRICOLE MUTUEL DE L'ANJOU ET DU MAINE	EUR	527,8	0,0	0,0	528,3	5 389	4 448	0
<i>of which subordinated medium term notes</i>		162,5	0	0	162,5			
CAISSE REGIONALE DE CREDIT AGRICOLE MUTUEL DE NORMANDIE	EUR	552,7	0,0	0,0	552,7	5 792	2 019	0

## MEDIUM TERM NOTES

### III.2.1 Bank issuers

#### - Residents

*amounts in millions, maturity in number of days*

Issuer	Issue currency	Outstanding amount in march 2020	Issue amount in march 2020	Matured Debt in march 2020	Outstanding amount in february 2020	Average original maturity of outstanding amount	Average residual maturity of outstanding amount	Average original maturity of issues
CAISSE REGIONALE DE CREDIT AGRICOLE MUTUEL DE PARIS ET D'ILE DE FRANCE	EUR	184,9	0,0	0,0	184,9	3 251	284	0
<i>of which subordinated medium term notes</i>		<i>115,16</i>	<i>0</i>	<i>0</i>	<i>115,16</i>			
CAISSE REGIONALE DE CREDIT AGRICOLE MUTUEL DES COTES-D'ARMOR	EUR	365,2	0,0	0,0	392,2	5 282	1 741	0
<i>of which subordinated medium term notes</i>		<i>0</i>	<i>0</i>	<i>0</i>				
CAISSE REGIONALE DE CREDIT AGRICOLE MUTUEL DES SAVOIE	EUR	276,4	0,0	0,0	276,4	5 493	4 007	0
<i>of which subordinated medium term notes</i>		<i>197,51</i>	<i>0</i>	<i>0</i>	<i>197,51</i>			
CAISSE REGIONALE DE CREDIT AGRICOLE MUTUEL DE TOURAINE ET DU POITOU	EUR	280,8	2,9	0,0	277,9	2 193	830	2 047
<i>of which subordinated medium term notes</i>		<i>143,54</i>	<i>0</i>	<i>0</i>	<i>143,54</i>			
CAISSE REGIONALE DE CREDIT AGRICOLE MUTUEL D'ILLE ET VILAINE	EUR	104,7	0,0	0,0	104,7	1 020	338	0
CAISSE REGIONALE DE CREDIT AGRICOLE MUTUEL DU FINISTERE	EUR	153,7	0,0	0,0	153,7	9 909	8 319	0
<i>of which subordinated medium term notes</i>		<i>0</i>	<i>0</i>	<i>0</i>				
CAISSE REGIONALE DE CREDIT AGRICOLE MUTUEL DU LANGUEDOC	EUR	143,9	0,0	0,0	143,9	9 952	9 207	0
<i>of which subordinated medium term notes</i>		<i>56,11</i>	<i>0</i>	<i>0</i>	<i>56,11</i>			
CAISSE REGIONALE DE CREDIT AGRICOLE MUTUEL DU MORBIHAN	EUR	210,0	0,0	0,0	210,0	5 479	486	0
CAISSE REGIONALE DE CREDIT AGRICOLE MUTUEL DU NORD EST	EUR	521,9	0,0	0,0	521,9	3 406	495	0
<i>of which subordinated medium term notes</i>		<i>193</i>	<i>0</i>	<i>0</i>	<i>193</i>			
CAISSE REGIONALE DE CREDIT AGRICOLE MUTUEL FRANCHE-COMTE	EUR	0,0	0,0	0,0	0,0			0

## MEDIUM TERM NOTES

### III.2.1 Bank issuers

#### - Residents

*amounts in millions, maturity in number of days*

Issuer	Issue currency	Outstanding amount in march 2020	Issue amount in march 2020	Matured Debt in march 2020	Outstanding amount in february 2020	Average original maturity of outstanding amount	Average residual maturity of outstanding amount	Average original maturity of issues
CAISSE REGIONALE DE CREDIT AGRICOLE MUTUEL NORD DE FRANCE	EUR	1 099,4	0,0	-35,0	1 134,4	4 555	814	0
		<i>of which subordinated medium term notes</i>	<i>156,32</i>	<i>0</i>	<i>0</i>	<i>156,32</i>		
CAISSE REGIONALE DE CREDIT AGRICOLE MUTUEL NORD MIDI PYRENEES	EUR	77,9	0,0	0,0	77,9	10 958	9 210	0
		<i>of which subordinated medium term notes</i>	<i>77,93</i>	<i>0</i>	<i>0</i>	<i>77,93</i>		
CAISSE REGIONALE DE CREDIT AGRICOLE MUTUEL NORMANDIE-SEINE	EUR	250,0	0,0	0,0	250,0	695	583	0
CAISSE REGIONALE DE CREDIT AGRICOLE MUTUEL PROVENCE COTE D'AZUR	EUR	4,1	0,0	0,0	4,1	20 164	1 172	0
CAISSE REGIONALE DE CREDIT AGRICOLE MUTUEL PYRENEES-GASCOGNE	EUR	200,0	0,0	0,0	220,0	2 912	662	0
CAISSE REGIONALE DE CREDIT AGRICOLE MUTUEL SUD-MEDITERRANEE	EUR	162,3	0,0	0,0	162,3	5 896	1 700	0
CAISSE REGIONALE DE CREDIT AGRICOLE MUTUEL SUD-RHONE-ALPES	EUR	231,0	18,0	0,0	212,9	5 399	3 421	4 748
		<i>of which subordinated medium term notes</i>	<i>0</i>	<i>0</i>	<i>0</i>			
CAISSE REGIONALE DE CREDIT AGRICOLE MUTUEL TOULOUSE 31	EUR	171,1	0,0	0,0	191,1	1 765	1 110	0
CARREFOUR BANQUE	EUR	588,0	15,0	0,0	573,0	696	317	730
COMPAGNIE DE FINANCEMENT FONCIER	EUR	0,0	0,0	-50,0	50,0			0



## MEDIUM TERM NOTES

### III.2.1 Bank issuers

#### - Residents

amounts in millions, maturity in number of days

Issuer	Issue currency	Outstanding amount in march 2020	Issue amount in march 2020	Matured Debt in march 2020	Outstanding amount in february 2020	Average original maturity of outstanding amount	Average residual maturity of outstanding amount	Average original maturity of issues
CREDIT AGRICOLE CORPORATE AND INVESTMENT BANK	EUR	1 076,0	0,0	-16,0	1 092,0	2 973	770	0
CREDIT AGRICOLE LEASING & FACTORING SA	EUR	190,0	0,0	0,0	190,0	731	259	0
CREDIT AGRICOLE S.A.	EUR	30,0	0,0	0,0	30,0	10 958	4 472	0
CREDIT COOPERATIF	EUR	338,2	0,0	-18,7	356,9	3 810	557	0
CREDIT DU NORD	EUR	2 409,1	0,0	-3,5	2 462,8	2 001	479	0
CREDIT FONCIER ET COMMUNAL D'ALSACE et de LORRAINE-BANQUE	EUR	15,0	0,0	-15,0	30,0	3 653	30	0
CREDIT INDUSTRIEL ET COMMERCIAL	EUR	27,2	0,0	0,0	77,2	1 991	674	0
CREDIT LYONNAIS	EUR	2 161,8	0,0	0,0	2 275,8	1 189	530	0
CREDIT MUNICIPAL DE PARIS	EUR	10,0	0,0	0,0	10,0	3 652	1 357	0
CREDIT MUTUEL ARKEA	EUR	111,5	5,7	0,0	104,2	4 720	2 879	3 555

## MEDIUM TERM NOTES

### III.2.1 Bank issuers

- Residents

*amounts in millions, maturity in number of days*

Issuer	Issue currency	Outstanding amount in march 2020	Issue amount in march 2020	Matured Debt in march 2020	Outstanding amount in february 2020	Average original maturity of outstanding amount	Average residual maturity of outstanding amount	Average original maturity of issues
EDMOND DE ROTHSCHILD (FRANCE)	EUR	20,0	0,0	0,0	20,0	1 215	406	0
FINAMUR	EUR	40,0	0,0	0,0	40,0	731	678	0
FRANFINANCE	EUR	130,0	0,0	0,0	130,0	618	417	0
HSBC FRANCE	EUR	80,0	0,0	0,0	80,0	8 789	3 416	0
LA BANQUE POSTALE	EUR	1,0	0,0	0,0	1,0	1 096	762	0
	USD	15,0	0,0	0,0	15,0	732	412	0
	Equivalent_EUR	14,69	0	0	14,67	757	436	
LIXXBAIL	EUR	40,0	0,0	0,0	40,0	731	678	0
LYONNAISE DE BANQUE	EUR	0,4	0,0	0,0	0,4	1 095	318	0
NATIXIS	EUR	572,0	0,0	0,0	574,1	4 394	1 844	0
ONEY BANK	EUR	166,0	0,0	-90,0	256,0	1 289	147	0
ORANGE BANK	EUR	341,5	0,0	0,0	341,5	840	341	0

## MEDIUM TERM NOTES

### III.2.1 Bank issuers

#### - Residents

*amounts in millions, maturity in number of days*

Issuer	Issue currency	Outstanding amount in march 2020	Issue amount in march 2020	Matured Debt in march 2020	Outstanding amount in february 2020	Average original maturity of outstanding amount	Average residual maturity of outstanding amount	Average original maturity of issues
PSA BANQUE FRANCE	EUR	418,0	0,0	0,0	418,0	795	371	0
RCI BANQUE SA	EUR	220,0	0,0	0,0	220,0	631	467	0
SOCIETE GENERALE	EUR	14 104,2	2 100,0	-128,0	15 698,2	1 734	940	458
SOCRAM BANQUE	EUR	135,0	0,0	0,0	135,0	665	352	0
UNIFERGIE - Union pour le Financement des Economies d'Energie	EUR	40,0	0,0	0,0	40,0	731	678	0
<b>Total Residents</b>	<b>Equivalent_EUR</b>	<b>42 424,9</b>	<b>2 467,2</b>	<b>-476,4</b>	<b>44 887,3</b>	<b>2 470</b>	<b>1 154</b>	<b>536</b>
	<i>of which secured medium term notes</i>	<i>13,0</i>	<i>0,0</i>	<i>0,0</i>	<i>13,0</i>			
	<i>of which subordinated medium term notes</i>	<i>1 187,0</i>	<i>9,0</i>	<i>- 17,5</i>	<i>1 195,5</i>			

#### - Non residents located outside the Euro area

*amounts in millions, maturity in number of days*

Issuer	Issue currency	Outstanding amount in march 2020	Issue amount in march 2020	Matured Debt in march 2020	Outstanding amount in february 2020	Average original maturity of outstanding amount	Average residual maturity of outstanding amount	Average original maturity of issues
BANK OF CHINA LIMITED Paris Branch	USD	15,0	0,0	0,0	15,0	1 826	860	0
	Equivalent_EUR	13,69	0	0	13,67	1 826	860	
BANQUE CALEDONIENNE D INVESTISSEMENT	EUR	193,6	0,0	-10,0	203,6	1 240	656	0
	USD	10,0	0,0	0,0	10,0	369	20	0
	Equivalent_EUR	202,72	0	-10	212,7	1 201	628	
	<i>of which secured medium term notes</i>	<i>70</i>	<i>0</i>	<i>0</i>	<i>70</i>			

## MEDIUM TERM NOTES

### III.2.1 Bank issuers

- Non residents located outside the Euro area

*amounts in millions, maturity in number of days*

Issuer	Issue currency	Outstanding amount in march 2020	Issue amount in march 2020	Matured Debt in march 2020	Outstanding amount in february 2020	Average original maturity of outstanding amount	Average residual maturity of outstanding amount	Average original maturity of issues
<b>Total Non residents located outside the Euro area</b>	Equivalent_EUR	<b>216,4</b>	<b>0,0</b>	<b>-10,0</b>	<b>226,4</b>	<b>1 240</b>	<b>642</b>	
	<i>of which secured medium term notes</i>	<i>70,0</i>	<i>0,0</i>	<i>- 10,0</i>	<i>70,0</i>			

## MEDIUM TERM NOTES

### III.2.2 Others financial issuers excluding asset backed securities issuers

#### - Residents

*amounts in millions, maturity in number of days*

Issuer	Issue currency	Outstanding amount in march 2020	Issue amount in march 2020	Matured Debt in march 2020	Outstanding amount in february 2020	Average original maturity of outstanding amount	Average residual maturity of outstanding amount	Average original maturity of issues
EXANE	USD	0,0	0,0	0,0	0,0			
	Equivalent_EUR	0	0	0				
<b>Total Residents</b>	<b>Equivalent_EUR</b>	<b>0,0</b>	<b>0,0</b>	<b>0,0</b>	<b>0,0</b>			

## MEDIUM TERM NOTES

### III.2.3 Others financial issuers

- Residents

*amounts in millions, maturity in number of days*

Issuer	Issue currency	Outstanding amount in march 2020	Issue amount in march 2020	Matured Debt in march 2020	Outstanding amount in february 2020	Average original maturity of outstanding amount	Average residual maturity of outstanding amount	Average original maturity of issues
NATIXIS LOAN FUNDING	EUR	380,1	0,0	0,0	380,1	1 936	449	0
<b>Total Residents</b>	<b>Equivalent_EUR</b>	<b>380,1</b>	<b>0,0</b>	<b>0,0</b>	<b>380,1</b>	<b>1 936</b>	<b>449</b>	<b>0</b>

## MEDIUM TERM NOTES

### III.2.4 Non financial issuers

#### - Residents

*amounts in millions, maturity in number of days*

Issuer	Issue currency	Outstanding amount in march 2020	Issue amount in march 2020	Matured Debt in march 2020	Outstanding amount in february 2020	Average original maturity of outstanding amount	Average residual maturity of outstanding amount	Average original maturity of issues
ALTAREIT	EUR	85,0	0,0	0,0	85,0	666	521	0
ATOS SE	EUR	130,0	0,0	0,0	130,0	1 433	901	0
BEL	EUR	50,0	0,0	0,0	50,0	1 417	913	0
CDC HABITAT	EUR	269,0	0,0	0,0	269,0	4 158	3 805	0
COVIVIO	EUR	270,0	0,0	0,0	270,0	368	69	0
CREDIT AGRICOLE CIB FINANCIAL SOLUTIONS	EUR	165,0	0,0	0,0	165,0	2 983	2 591	0
EIFPAGE	EUR	449,3	0,0	0,0	449,3	721	495	0
LAGARDERE SCA	EUR	64,0	0,0	0,0	64,0	731	448	0
SAFRAN	EUR	95,0	0,0	0,0	95,0	733	118	0
SEB S.A.	EUR	241,5	0,0	0,0	241,5	1 427	1 032	0
SOPRA STERIA GROUP	EUR	104,0	0,0	0,0	104,0	991	708	0
UNIBAIL - RODAMCO-WESTFIELD SE	EUR	150,0	0,0	-30,0	180,0	731	55	0
<b>Total Residents</b>	<b>Equivalent_EUR</b>	<b>2 072,8</b>	<b>0,0</b>	<b>-30,0</b>	<b>2 102,8</b>	<b>1 458</b>	<b>1 095</b>	<b>0</b>

## MEDIUM TERM NOTES

### III.2.5 Public issuers

#### - Residents

*amounts in millions, maturity in number of days*

Issuer	Issue currency	Outstanding amount in march 2020	Issue amount in march 2020	Matured Debt in march 2020	Outstanding amount in february 2020	Average original maturity of outstanding amount	Average residual maturity of outstanding amount	Average original maturity of issues
CAISSE D'AMORTISSEMENT DE LA DETTE SOCIALE	EUR	264,0	0,0	0,0	264,0	4 929	2 045	0
UNEDIC	EUR	3 700,0	0,0	-1 250,0	4 950,0	1 943	1 027	0
<b>Total Residents</b>	<b>Equivalent_EUR</b>	<b>3 964,0</b>	<b>0,0</b>	<b>-1 250,0</b>	<b>5 214,0</b>	<b>2 142</b>	<b>1 095</b>	<b>0</b>