

MEDIUM TERM NOTES

III. Medium Term Notes in december 2019

III.1. Overview

- III.1.1. Breakdown of outstanding amounts and issues by issue's currency (by issuers category)
- III.1.2. Breakdown of outstanding amounts and issues by rating (by issuers category)
- III.1.3. Breakdown of outstanding amounts and issues by maturity (by issuers category)
- III.1.4. Breakdown of outstanding amounts and issues by interest rate category (by issuers category)

III.2. List of issuers of Medium Term Notes at 31/12/2019 : outstanding amounts and transactions by issuers category and by geographical area

MEDIUM TERM NOTES

III.1. Overview

III.1.1. Breakdown of outstanding amounts and issues by issue's currency (by issuers category)

millions of units

	Outstanding amount in december 2019	Issue amount in december 2019	Matured Debt in december 2019	Outstanding amount in november 2019	Number of issuers in december 2019
Bank issuers					
EUR	43 547,0	4 083,4	- 1 932,4	44 711,2	21
USD	556,4	100,0	0,0	456,4	1
EUR Equivalent	44 042,3	4 172,4	- 1 932,4	45 126,8	
<i>of which secured Medium Term Notes</i>	73,3	0,0	0,0	73,3	
Others financial issuers					
Excluding asset backed securities issuers					
USD	0,0	0,0	0,0	0,0	0
EUR Equivalent	0,0	0,0	0,0	0,0	
Asset backed securities issuers					
EUR	380,1	0,0	0,0	380,1	0
EUR Equivalent	380,1	0,0	0,0	380,1	
Total financial issuers (a)	44 422,4	4 172,4	- 1 932,4	45 506,9	

MEDIUM TERM NOTES

III.1.1 Breakdown of outstanding amounts and issues by issue's currency (by issuers category) - next

millions of units

	Outstanding amount in december 2019	Issue amount in december 2019	Matured Debt in december 2019	Outstanding amount in november 2019	Number of issuers in december 2019
Non financial issuers					
EUR	2 037,8	45,0	- 5,0	1 997,8	1
EUR Equivalent	2 037,8	45,0	- 5,0	1 997,8	
Public issuers					
EUR	5 214,0	0,0	0,0	5 214,0	0
EUR Equivalent	5 214,0	0,0	0,0	5 214,0	
Total non-financial and public issuers (b)	7 251,8	45,0	- 5,0	7 211,8	
Total medium-term market (a)+(b)	51 674,2	4 217,4	- 1 937,4	52 718,7	

MEDIUM TERM NOTES

III.1.2. Breakdown of outstanding amounts and issues by rating* (by issuers category)

millions of units

	Outstanding amount in december 2019	Issue amount in december 2019	Matured Debt in december 2019	Outstanding amount in november 2019	Number of issuers in december 2019
Bank issuers	44 042,3	4 172,4	- 1 932,4	45 126,8	21
Class 1	150,0	0,0	0,0	150,0	0
Class 2	1 493,8	0,0	0,0	1 501,0	0
Class 3	33 525,0	3 732,3	- 1 746,8	34 562,9	10
Class 4	1 992,3	8,0	- 80,0	2 064,4	1
Unrated	6 881,3	432,2	- 105,6	6 848,4	10
Others financial issuers					
Excluding asset backed securities issuers	0,0	0,0	0,0	0,0	0
Unrated	0,0	0,0	0,0	0,0	0
Asset backed securities issuers	380,1	0,0	0,0	380,1	0
Class 3	380,1	0,0	0,0	380,1	0
Total financial issuers (a)	44 422,4	4 172,4	- 1 932,4	45 506,9	21

* The rating classes are defined in the methodological note related to statistical reviews.

MEDIUM TERM NOTES

III.1.2. Breakdown of outstanding amounts and issues by rating* (by issuers category) - next

millions of units

	Outstanding amount in december 2019	Issue amount in december 2019	Matured Debt in december 2019	Outstanding amount in november 2019	Number of issuers in december 2019
Non financial issuers	2 037,8	45,0	- 5,0	1 997,8	1
Class 2	269,0	0,0	0,0	269,0	0
Class 3	222,0	0,0	0,0	222,0	0
Unrated	1 546,8	45,0	- 5,0	1 506,8	1
Public issuers	5 214,0	0,0	0,0	5 214,0	0
Class 2	4 950,0	0,0	0,0	4 950,0	0
Unrated	264,0	0,0	0,0	264,0	0
Total non-financial and public issuers (b)	7 251,8	45,0	- 5,0	7 211,8	1
Total medium-term market (a)+(b)	51 674,2	4 217,4	- 1 937,4	52 718,7	22

* The rating classes are defined in the methodological note related to statistical publications reviews.

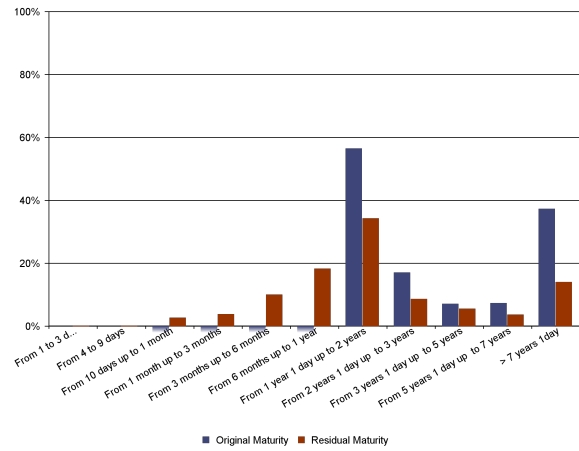
MEDIUM TERM NOTES

III.1.3. Breakdown of outstanding amounts and issues by maturity (by issuers category)

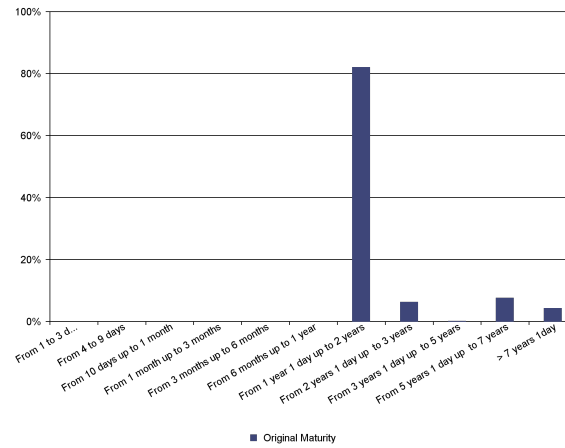
Bank issuers

all currencies

Breakdown of outstanding amounts
by original maturity and residual maturity at 31/12/2019 (in %)



Breakdown of issues by original maturity
at 31/12/2019 (in %)



MEDIUM TERM NOTES

all currencies

**Breakdown of outstanding amounts
by original maturity and residual maturity at 31/12/2019 (in %)**

**Breakdown of issues by original maturity
at 31/12/2019 (in %)**

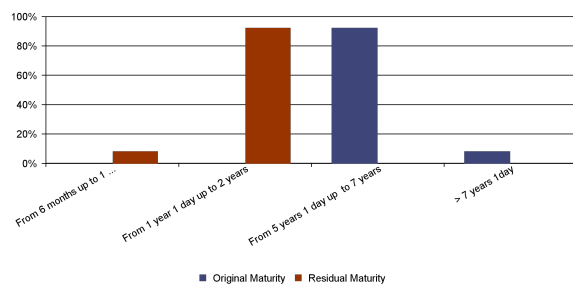
Excluding asset backed securities issuers

No issuer

No issue

Asset backed securities issuers

No issue



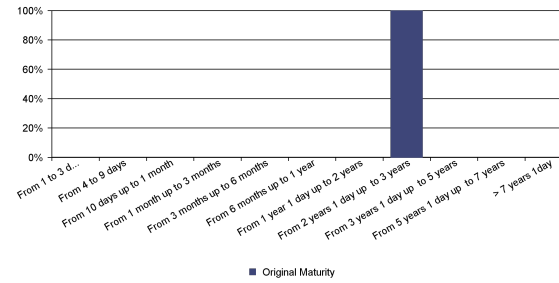
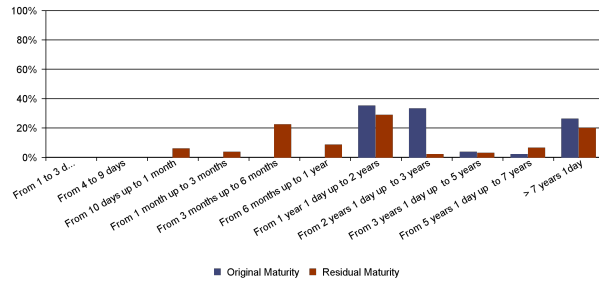
MEDIUM TERM NOTES

all currencies

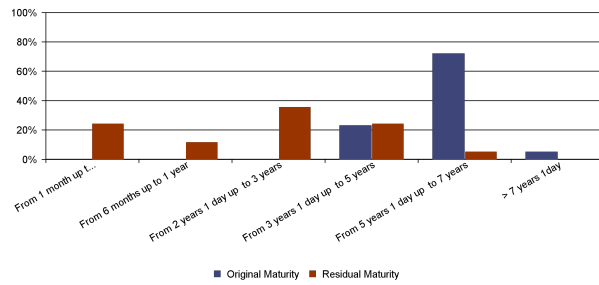
Breakdown of outstanding amounts by original maturity and residual maturity at 31/12/2019 (in %)

Breakdown of issues by original maturity at 31/12/2019 (in %)

Non financial issuers



Public issuers



No issue

MEDIUM TERM NOTES

III.1.4. Breakdown of outstanding amounts and issues by interest rate category (by issuers category)

	Financial banking issuers	Others financial issuers		Non financial issuers	Public issuers
		Excluding asset backed securities issuers	Asset backed securities issuers		
Fixed	4,1%	0,0%	0,0%	0,0%	0,0%
Structured	14,9%	0,0%	0,0%	0,0%	0,0%
Variable or adjustable	81,0%	0,0%	0,0%	100,0%	0,0%
All maturities	100,0%	0,0%	0,0%	100,0%	0,0%

MEDIUM TERM NOTES

III.2. List of issuers of Medium Term Notes at 31/12/2019 : outstanding amounts and transactions by issuers category and by geographical area

III.2.1 Bank issuers

- Residents

Issuer	Issue currency	<i>amounts in millions, maturity in number of days</i>						
		Outstanding amount in december 2019	Issue amount in december 2019	Matured Debt in december 2019	Outstanding amount in november 2019	Average original maturity of outstanding amount	Average residual maturity of outstanding amount	Average original maturity of issues
ALLIANZ BANQUE	EUR	183,5	0,0	0,0	183,5	1 226	677	0
AUXIFIP	EUR	40,0	0,0	0,0	40,0	730	37	0
AXA BANQUE	EUR	2 210,9	0,0	-1,5	2 242,4	2 211	916	0
BANQUE CIC NORD OUEST	EUR	28,0	0,0	-4,0	32,0	2 582	1 766	0
BANQUE CIC OUEST	EUR	3,9	0,0	0,0	3,9	5 225	1 066	0
BANQUE CIC SUD OUEST	EUR	24,0	0,0	0,0	24,0	2 920	922	0
BANQUE EDEL S.N.C	EUR	287,4	0,0	-0,6	288,0	751	315	0
BANQUE EUROPEENNE DU CREDIT MUTUEL	EUR	13,0	0,0	0,0	13,0	3 170	2 060	0
		<i>of which secured medium term notes</i>	3,3	0	0	3,3		
BANQUE FEDERATIVE DU CREDIT MUTUEL	EUR	1 294,6	225,0	-1,0	1 070,6	680	404	731
	USD	125,0	100,0	0,0	25,0	382	329	385
	Equivalent_EUR	1 405,89	314,02	-1	1 093,38	657	398	2 287

MEDIUM TERM NOTES

III.2.1 Bank issuers

- Residents

amounts in millions, maturity in number of days

Issuer	Issue currency	Outstanding amount in december 2019	Issue amount in december 2019	Matured Debt in december 2019	Outstanding amount in november 2019	Average original maturity of outstanding amount	Average residual maturity of outstanding amount	Average original maturity of issues
BANQUE PALATINE	EUR	4,2	0,0	0,0	4,2	3 949	1 532	0
BANQUE POPULAIRE ALSACE LORRAINE CHAMPAGNE	EUR	142,3	0,0	-0,4	145,7	4 095	1 080	0
BANQUE POPULAIRE AQUITAINE CENTRE ATLANTIQUE	EUR	66,0	0,0	0,0	66,0	2 573	1 020	0
BANQUE POPULAIRE AUVERGNE RHONE ALPES	EUR	40,9	0,0	0,0	41,1	1 059	390	0
BANQUE POPULAIRE BOURGOGNE FRANCHE-COMTE	EUR	72,7	0,0	-1,3	74,0	4 254	699	0
BANQUE POPULAIRE DU SUD	EUR	11,4	0,0	-0,6	12,0	3 623	983	0
BANQUE POPULAIRE GRAND OUEST	EUR	171,0	0,0	-0,7	171,7	1 125	828	0
BANQUE POPULAIRE MEDITERRANEE	EUR	100,0	0,0	0,0	100,0	1 596	462	0
BANQUE POPULAIRE RIVES DE PARIS	EUR	58,0	0,0	-47,6	105,6	4 982	293	0
BANQUE POPULAIRE VAL DE FRANCE	EUR	330,4	1,2	-37,6	368,3	2 428	762	3 129
BANQUE TRANSATLANTIQUE	EUR	1,0	0,0	0,0	1,0	3 651	409	0

MEDIUM TERM NOTES

III.2.1 Bank issuers

- Residents

amounts in millions, maturity in number of days

Issuer	Issue currency	Outstanding amount in december 2019	Issue amount in december 2019	Matured Debt in december 2019	Outstanding amount in november 2019	Average original maturity of outstanding amount	Average residual maturity of outstanding amount	Average original maturity of issues
BNP PARIBAS	EUR	782,8	20,8	-1,0	763,7	3 556	1 372	1 757
	USD	28,9	0,0	0,0	28,9	1 087	546	0
	Equivalent_EUR	808,5	20,8	-1	789,99	3 477	1 345	11 657
BPCE	EUR	406,9	0,0	-32,1	439,0	3 246	384	0
BPIFRANCE FINANCEMENT	EUR	399,0	0,0	0,0	399,0	1 258	410	0
	USD	335,0	0,0	0,0	335,0	731	279	0
	Equivalent_EUR	697,2	0	0	704,04	1 032	354	
BRED-BANQUE POPULAIRE	EUR	172,7	0,0	0,0	172,7	886	382	0
	USD	2,5	0,0	0,0	2,5	1 095	27	0
	Equivalent_EUR	174,95	0	0	175,01	888	377	
BTP BANQUE	EUR	14,3	0,0	-0,8	15,1	2 000	172	0
CA CONSUMER FINANCE	EUR	1 827,0	0,0	-15,0	1 852,0	843	343	0
CAISSE CENTRALE DU CREDIT IMMOBILIER DE FRANCE - 3CIF	EUR	50,0	0,0	0,0	50,0	7 305	1 587	0
CAISSE D'EPARGNE ET DE PREVOYANCE DE BOURGOGNE FRANCHE-COMTE	EUR	11,8	0,0	0,0	11,8	731	582	0
CAISSE D'EPARGNE ET DE PREVOYANCE DE MIDI-PYRENEES	EUR	150,0	0,0	0,0	150,0	1 096	783	0

MEDIUM TERM NOTES

III.2.1 Bank issuers

- Residents

amounts in millions, maturity in number of days

Issuer	Issue currency	Outstanding amount in december 2019	Issue amount in december 2019	Matured Debt in december 2019	Outstanding amount in november 2019	Average original maturity of outstanding amount	Average residual maturity of outstanding amount	Average original maturity of issues
CAISSE D'EPARGNE ET DE PREVOYANCE HAUTS DE FRANCE	EUR	0,0	0,0	0,0	0,0			0
CAISSE D'EPARGNE ET DE PREVOYANCE LOIRE-CENTRE	EUR	0,5	0,0	0,0	0,5	1 826	847	0
CAISSE DES DEPOTS ET CONSIGNATIONS	EUR	585,3	0,0	0,0	585,3	7 744	6 466	0
	USD	20,0	0,0	0,0	20,0	10 957	9 914	0
	Equivalent_EUR	603,09	0	0	603,5	7 839	6 568	
CAISSE FEDERALE DU CREDIT MUTUEL MAINE-ANJOU ET BASSE-NORMANDIE	EUR	555,2	30,0	0,0	525,2	1 636	1 195	731
CAISSE FEDERALE DU CREDIT MUTUEL NORD EUROPE	EUR	304,0	10,0	0,0	294,0	2 599	284	547
CAISSE FEDERALE DU CREDIT MUTUEL OCEAN	EUR	559,9	40,1	-0,4	520,2	1 485	1 200	1 280
CAISSE REGIONALE DE CREDIT AGRICOLE MUTUEL ALSACE VOSGES	EUR	51,5	0,0	0,0	51,5	2 637	1 347	0
<i>of which subordinated medium term notes</i>		41,66	0	0	41,66			
CAISSE REGIONALE DE CREDIT AGRICOLE MUTUEL ATLANTIQUE VENDEE	EUR	493,6	0,0	0,0	523,6	8 015	6 182	0
<i>of which subordinated medium term notes</i>		0	0	0				
CAISSE REGIONALE DE CREDIT AGRICOLE MUTUEL BRIE PICARDIE	EUR	107,5	0,0	0,0	107,5	1 550	781	0
CAISSE REGIONALE DE CREDIT AGRICOLE MUTUEL CENTRE-EST	EUR	333,8	0,0	0,0	333,8	5 673	885	0

MEDIUM TERM NOTES

III.2.1 Bank issuers

- Residents

amounts in millions, maturity in number of days

Issuer	Issue currency	Outstanding amount in december 2019	Issue amount in december 2019	Matured Debt in december 2019	Outstanding amount in november 2019	Average original maturity of outstanding amount	Average residual maturity of outstanding amount	Average original maturity of issues
CAISSE REGIONALE DE CREDIT AGRICOLE MUTUEL CENTRE LOIRE	EUR	269,7	268,9	0,0	262,4	3 438	1 803	1 827
<i>of which subordinated medium term notes</i>			0	0	0	242,52		
CAISSE REGIONALE DE CREDIT AGRICOLE MUTUEL CHARENTE MARITIME DEUX SEVRES	EUR	83,0	5,3	0,0	77,7	1 856	692	1 827
<i>of which subordinated medium term notes</i>			57,75	0	0	57,75		
CAISSE REGIONALE DE CREDIT AGRICOLE MUTUEL CHARENTE PERIGORD	EUR	126,1	0,0	0,0	126,1	1 647	370	0
<i>of which subordinated medium term notes</i>			0,3	0	0	0,3		
CAISSE REGIONALE DE CREDIT AGRICOLE MUTUEL D'ALPES-PROVENCE	EUR	212,5	0,0	0,0	212,5	8 670	1 409	0
CAISSE REGIONALE DE CREDIT AGRICOLE MUTUEL D'AQUITAINE	EUR	328,1	0,0	-23,0	351,1	3 556	536	0
<i>of which subordinated medium term notes</i>			34,05	0	0	34,05		
CAISSE REGIONALE DE CREDIT AGRICOLE MUTUEL DE CENTRE FRANCE	EUR	113,0	1,4	-1,2	112,8	8 855	7 542	10 780
<i>of which subordinated medium term notes</i>			64,17	0	0	64,17		
CAISSE REGIONALE DE CREDIT AGRICOLE MUTUEL DE CHAMPAGNE-BOURGOGNE	EUR	120,4	0,0	0,0	120,4	10 958	9 307	0
<i>of which subordinated medium term notes</i>			120,36	0	0	120,36		
CAISSE REGIONALE DE CREDIT AGRICOLE MUTUEL DE LA GUADELOUPE	EUR	6,5	0,0	0,0	6,5	10 958	9 348	0
<i>of which subordinated medium term notes</i>			6	0	0	6		
CAISSE REGIONALE DE CREDIT AGRICOLE MUTUEL DE L'ANJOU ET DU MAINE	EUR	528,3	0,0	0,0	528,4	5 385	4 536	0
<i>of which subordinated medium term notes</i>			162,5	0	0	162,5		
CAISSE REGIONALE DE CREDIT AGRICOLE MUTUEL DE NORMANDIE	EUR	552,7	0,0	-28,0	580,7	5 792	2 110	0

MEDIUM TERM NOTES

III.2.1 Bank issuers

- Residents

amounts in millions, maturity in number of days

Issuer	Issue currency	Outstanding amount in december 2019	Issue amount in december 2019	Matured Debt in december 2019	Outstanding amount in november 2019	Average original maturity of outstanding amount	Average residual maturity of outstanding amount	Average original maturity of issues
CAISSE REGIONALE DE CREDIT AGRICOLE MUTUEL DE PARIS ET D'ILE DE FRANCE	EUR	184,9	0,0	0,0	184,9	3 325	375	0
<i>of which subordinated medium term notes</i>		<i>115,16</i>	<i>0</i>	<i>0</i>	<i>115,16</i>			
CAISSE REGIONALE DE CREDIT AGRICOLE MUTUEL DES COTES-D'ARMOR	EUR	385,1	0,0	0,0	385,1	4 809	1 544	0
<i>of which subordinated medium term notes</i>		<i>0</i>	<i>0</i>	<i>0</i>				
CAISSE REGIONALE DE CREDIT AGRICOLE MUTUEL DES SAVOIE	EUR	276,4	7,1	-10,0	279,7	5 493	4 098	5 479
<i>of which subordinated medium term notes</i>		<i>197,51</i>	<i>0</i>	<i>0</i>	<i>197,78</i>			
CAISSE REGIONALE DE CREDIT AGRICOLE MUTUEL DE TOURAINE ET DU POITOU	EUR	267,9	2,4	0,0	265,5	2 201	866	1 888
<i>of which subordinated medium term notes</i>		<i>143,54</i>	<i>0</i>	<i>0</i>	<i>143,54</i>			
CAISSE REGIONALE DE CREDIT AGRICOLE MUTUEL D'ILLE ET VILAINE	EUR	104,7	0,0	0,0	104,7	1 020	429	0
CAISSE REGIONALE DE CREDIT AGRICOLE MUTUEL DU FINISTERE	EUR	146,7	0,0	0,0	146,7	9 735	8 139	0
<i>of which subordinated medium term notes</i>		<i>0</i>	<i>0</i>	<i>0</i>				
CAISSE REGIONALE DE CREDIT AGRICOLE MUTUEL DU LANGUEDOC	EUR	143,9	83,5	0,0	60,4	9 952	9 298	9 497
<i>of which subordinated medium term notes</i>		<i>56,11</i>	<i>0</i>	<i>0</i>	<i>56,11</i>			
CAISSE REGIONALE DE CREDIT AGRICOLE MUTUEL DU MORBIHAN	EUR	210,0	0,0	0,0	210,0	5 479	577	0
CAISSE REGIONALE DE CREDIT AGRICOLE MUTUEL DU NORD EST	EUR	521,9	0,0	0,0	521,9	3 406	586	0
<i>of which subordinated medium term notes</i>		<i>193</i>	<i>0</i>	<i>0</i>	<i>193</i>			
CAISSE REGIONALE DE CREDIT AGRICOLE MUTUEL FRANCHE-COMTE	EUR	0,0	0,0	-10,0	10,0			0

MEDIUM TERM NOTES

III.2.1 Bank issuers

- Residents

amounts in millions, maturity in number of days

Issuer	Issue currency	Outstanding amount in december 2019	Issue amount in december 2019	Matured Debt in december 2019	Outstanding amount in november 2019	Average original maturity of outstanding amount	Average residual maturity of outstanding amount	Average original maturity of issues
CAISSE REGIONALE DE CREDIT AGRICOLE MUTUEL NORD DE FRANCE	EUR	1 149,4	60,3	-80,0	1 269,1	4 747	867	2 557
<i>of which subordinated medium term notes</i>		156,32	0	-80	236,32			
CAISSE REGIONALE DE CREDIT AGRICOLE MUTUEL NORD MIDI PYRENEES	EUR	77,9	0,0	0,0	77,9	10 958	9 301	0
<i>of which subordinated medium term notes</i>		77,93	0	0	77,93			
CAISSE REGIONALE DE CREDIT AGRICOLE MUTUEL NORMANDIE-SEINE	EUR	50,0	0,0	0,0	50,0	731	398	0
CAISSE REGIONALE DE CREDIT AGRICOLE MUTUEL PROVENCE COTE D'AZUR	EUR	4,1	0,0	0,0	4,2	28 263	1 263	0
CAISSE REGIONALE DE CREDIT AGRICOLE MUTUEL PYRENEES-GASCOGNE	EUR	220,0	0,0	0,0	220,0	2 649	694	0
CAISSE REGIONALE DE CREDIT AGRICOLE MUTUEL SUD-MEDITERRANEE	EUR	162,3	1,6	0,0	160,7	5 896	1 791	10 958
CAISSE REGIONALE DE CREDIT AGRICOLE MUTUEL SUD-RHONE-ALPES	EUR	212,9	0,6	0,0	212,4	5 455	3 403	4 749
<i>of which subordinated medium term notes</i>		0	0	0				
CAISSE REGIONALE DE CREDIT AGRICOLE MUTUEL TOULOUSE 31	EUR	196,3	0,0	0,0	196,3	1 556	1 071	0
CARREFOUR BANQUE	EUR	573,0	0,0	0,0	573,0	695	398	0
COMPAGNIE DE FINANCEMENT FONCIER	EUR	150,0	0,0	0,0	150,0	5 478	67	0

MEDIUM TERM NOTES

III.2.1 Bank issuers

- Residents

amounts in millions, maturity in number of days

Issuer	Issue currency	Outstanding amount in december 2019	Issue amount in december 2019	Matured Debt in december 2019	Outstanding amount in november 2019	Average original maturity of outstanding amount	Average residual maturity of outstanding amount	Average original maturity of issues
CREDIT AGRICOLE CORPORATE AND INVESTMENT BANK	EUR	1 149,0	130,0	-25,0	1 044,0	3 081	809	659
CREDIT AGRICOLE LEASING & FACTORING SA	EUR	190,0	0,0	-60,5	250,5	731	350	0
CREDIT AGRICOLE S.A.	EUR	30,0	0,0	0,0	30,0	10 958	4 563	0
CREDIT COOPERATIF	EUR	379,5	0,0	-23,0	402,5	3 646	583	0
CREDIT DU NORD	EUR	2 484,8	5,4	-515,7	2 995,7	2 022	513	2 923
CREDIT FONCIER ET COMMUNAL D'ALSACE et de LORRAINE-BANQUE	EUR	30,0	0,0	0,0	30,0	3 653	105	0
CREDIT INDUSTRIEL ET COMMERCIAL	EUR	57,2	0,0	-1,0	58,2	771	239	0
CREDIT LYONNAIS	EUR	2 360,3	5,0	-294,0	2 669,3	1 090	576	4 383
CREDIT MUNICIPAL DE PARIS	EUR	10,0	0,0	0,0	10,0	3 652	1 448	0
CREDIT MUTUEL ARKEA	EUR	91,6	10,0	-0,7	82,3	4 959	2 817	3 651

MEDIUM TERM NOTES

III.2.1 Bank issuers

- Residents

amounts in millions, maturity in number of days

Issuer	Issue currency	Outstanding amount in december 2019	Issue amount in december 2019	Matured Debt in december 2019	Outstanding amount in november 2019	Average original maturity of outstanding amount	Average residual maturity of outstanding amount	Average original maturity of issues
DEXIA CREDIT LOCAL	EUR	80,0	0,0	0,0	80,0	5 478	45	0
EDMOND DE ROTHSCHILD (FRANCE)	EUR	32,0	0,0	0,0	32,0	1 260	133	0
FINAMUR	EUR	40,0	0,0	0,0	40,0	730	37	0
FRANFINANCE	EUR	75,0	0,0	0,0	75,0	596	373	0
HSBC FRANCE	EUR	80,0	0,0	0,0	80,0	8 789	3 507	0
LA BANQUE POSTALE	EUR	1,0	0,0	0,0	1,0	1 096	853	0
	USD	15,0	0,0	0,0	15,0	732	503	0
	Equivalent_EUR	14,35	0	0	14,66	757	527	
LIXXBAIL	EUR	40,0	0,0	0,0	40,0	730	37	0
LYONNAISE DE BANQUE	EUR	0,4	0,0	0,0	0,4	1 095	409	0
NATIXIS	EUR	604,0	0,0	0,0	606,0	4 453	1 866	0
ONEY BANK	EUR	256,0	0,0	0,0	256,0	1 093	180	0

MEDIUM TERM NOTES

III.2.1 Bank issuers

- Residents

amounts in millions, maturity in number of days

Issuer	Issue currency	Outstanding amount in december 2019	Issue amount in december 2019	Matured Debt in december 2019	Outstanding amount in november 2019	Average original maturity of outstanding amount	Average residual maturity of outstanding amount	Average original maturity of issues
ORANGE BANK	EUR	335,0	0,0	-11,0	346,0	840	394	0
PSA BANQUE FRANCE	EUR	323,0	8,0	0,0	315,0	808	375	727
RCI BANQUE SA	EUR	220,0	0,0	0,0	220,0	631	558	0
ROTHSCHILD MARTIN MAUREL	EUR	1,5	0,0	0,0	1,5	1 095	44	0
SOCIETE GENERALE	EUR	15 020,2	3 167,0	-704,9	15 413,1	1 658	942	448
SOCRAM BANQUE	EUR	135,0	0,0	0,0	135,0	665	443	0
UNIFERGIE - Union pour le Financement des Economies d'Energie	EUR	40,0	0,0	0,0	40,0	730	37	0
Total Residents	Equivalent_EUR	43 800,0	4 183,4	-1 932,4	44 883,9	2 446	1 150	822
	<i>of which secured medium term notes</i>	3,3	0,0	0,0	3,3			
	<i>of which subordinated medium term notes</i>	1 203,0	30,4	- 40,0	1 262,6			

- Non residents located outside the Euro area

amounts in millions, maturity in number of days

Issuer	Issue currency	Outstanding amount in december 2019	Issue amount in december 2019	Matured Debt in december 2019	Outstanding amount in november 2019	Average original maturity of outstanding amount	Average residual maturity of outstanding amount	Average original maturity of issues
--------	----------------	-------------------------------------	-------------------------------	-------------------------------	-------------------------------------	---	---	-------------------------------------

MEDIUM TERM NOTES

III.2.1 Bank issuers

- Non residents located outside the Euro area

amounts in millions, maturity in number of days

Issuer	Issue currency	Outstanding amount in december 2019	Issue amount in december 2019	Matured Debt in december 2019	Outstanding amount in november 2019	Average original maturity of outstanding amount	Average residual maturity of outstanding amount	Average original maturity of issues
BANK OF CHINA LIMITED Paris Branch	USD	15,0	0,0	0,0	15,0	1 826	951	0
	Equivalent_EUR	13,35	0	0	13,66	1 826	951	
BANQUE CALEDONIENNE D INVESTISSEMENT	EUR	215,6	0,0	0,0	215,6	1 161	679	0
	USD	15,0	0,0	0,0	15,0	368	85	0
	Equivalent_EUR	228,94	0	0	229,25	1 115	644	
	<i>of which secured medium term notes</i>		70	0	0	70		
Total Non residents located outside the Euro area	Equivalent_EUR	242,3	0,0	0,0	242,9	1 154	661	
	<i>of which secured medium term notes</i>		70,0	0,0	0,0	70,0		

MEDIUM TERM NOTES

III.2.2 Others financial issuers excluding asset backed securities issuers

- Residents

amounts in millions, maturity in number of days

Issuer	Issue currency	Outstanding amount in december 2019	Issue amount in december 2019	Matured Debt in december 2019	Outstanding amount in november 2019	Average original maturity of outstanding amount	Average residual maturity of outstanding amount	Average original maturity of issues
EXANE	USD	0,0	0,0	0,0	0,0			
	Equivalent_EUR	0	0	0				
Total Residents	Equivalent_EUR	0,0	0,0	0,0	0,0			

MEDIUM TERM NOTES

III.2.3 Others financial issuers

- Residents

amounts in millions, maturity in number of days

Issuer	Issue currency	Outstanding amount in december 2019	Issue amount in december 2019	Matured Debt in december 2019	Outstanding amount in november 2019	Average original maturity of outstanding amount	Average residual maturity of outstanding amount	Average original maturity of issues
NATIXIS LOAN FUNDING	EUR	380,1	0,0	0,0	380,1	1 936	540	0
Total Residents	Equivalent_EUR	380,1	0,0	0,0	380,1	1 936	540	0

MEDIUM TERM NOTES

III.2.4 Non financial issuers

- Residents

amounts in millions, maturity in number of days

Issuer	Issue currency	Outstanding amount in december 2019	Issue amount in december 2019	Matured Debt in december 2019	Outstanding amount in november 2019	Average original maturity of outstanding amount	Average residual maturity of outstanding amount	Average original maturity of issues
ALTAREIT	EUR	30,0	0,0	0,0	30,0	730	520	0
ATOS SE	EUR	130,0	0,0	0,0	130,0	1 433	993	0
BEL	EUR	50,0	0,0	0,0	50,0	1 417	1 004	0
CDC HABITAT	EUR	269,0	0,0	0,0	269,0	4 158	3 896	0
COVIVIO	EUR	270,0	0,0	0,0	270,0	368	160	0
CREDIT AGRICOLE CIB FINANCIAL SOLUTIONS	EUR	165,0	0,0	0,0	165,0	2 983	2 682	0
EIFPAGE	EUR	347,3	45,0	0,0	302,3	718	532	731
LAGARDERE SCA	EUR	64,0	0,0	-2,0	66,0	731	539	0
SAFRAN	EUR	95,0	0,0	0,0	95,0	733	209	0
SEB S.A.	EUR	241,5	0,0	0,0	241,5	1 427	1 123	0
SOPRA STERIA GROUP	EUR	99,0	0,0	0,0	99,0	1 003	321	0
UNIBAIL - RODAMCO-WESTFIELD SE	EUR	222,0	0,0	0,0	222,0	731	119	0
Total Residents	Equivalent_EUR	1 982,8	45,0	-2,0	1 939,8	1 493	1 158	731

MEDIUM TERM NOTES

III.2.4 Non financial issuers

- Non residents located in Euro area (excluding France)

amounts in millions, maturity in number of days

Issuer	Issue currency	Outstanding amount in december 2019	Issue amount in december 2019	Matured Debt in december 2019	Outstanding amount in november 2019	Average original maturity of outstanding amount	Average residual maturity of outstanding amount	Average original maturity of issues
ECONOCOM GROUP SE	EUR	55,0	0,0	-3,0	58,0	730	22	0
Total Non residents located in Euro area (excluding France)	Equivalent_EUR	55,0	0,0	-3,0	58,0	730	22	0

MEDIUM TERM NOTES

III.2.5 Public issuers

- Residents

amounts in millions, maturity in number of days

Issuer	Issue currency	Outstanding amount in december 2019	Issue amount in december 2019	Matured Debt in december 2019	Outstanding amount in november 2019	Average original maturity of outstanding amount	Average residual maturity of outstanding amount	Average original maturity of issues
CAISSE D'AMORTISSEMENT DE LA DETTE SOCIALE	EUR	264,0	0,0	0,0	264,0	4 929	2 136	0
UNEDIC	EUR	4 950,0	0,0	0,0	4 950,0	1 914	852	0
Total Residents	Equivalent_EUR	5 214,0	0,0	0,0	5 214,0	2 067	917	0