

MEDIUM TERM NOTES

III. Medium Term Notes in november 2019

III.1. Overview

- III.1.1. Breakdown of outstanding amounts and issues by issue's currency (by issuers category)
- III.1.2. Breakdown of outstanding amounts and issues by rating (by issuers category)
- III.1.3. Breakdown of outstanding amounts and issues by maturity (by issuers category)
- III.1.4. Breakdown of outstanding amounts and issues by interest rate category (by issuers category)

III.2. List of issuers of Medium Term Notes at 30/11/2019 : outstanding amounts and transactions by issuers category and by geographical area

MEDIUM TERM NOTES

III.1. Overview

III.1.1. Breakdown of outstanding amounts and issues by issue's currency (by issuers category)

millions of units

| | Outstanding amount in november 2019 | Issue amount in november 2019 | Matured Debt in november 2019 | Outstanding amount in october 2019 | Number of issuers in november 2019 |
|--|-------------------------------------|-------------------------------|-------------------------------|------------------------------------|------------------------------------|
| Bank issuers | | | | | |
| EUR | 44 711,2 | 3 281,6 | - 316,2 | 43 597,7 | 18 |
| USD | 456,4 | 0,0 | 0,0 | 456,4 | 0 |
| EUR Equivalent | 45 126,8 | 3 281,6 | - 316,2 | 44 006,9 | |
| <i>of which secured Medium Term Notes</i> | <i>70,0</i> | <i>0,0</i> | <i>0,0</i> | <i>70,0</i> | |
| Others financial issuers | | | | | |
| Excluding asset backed securities issuers | | | | | |
| USD | 0,0 | 0,0 | 0,0 | 0,0 | 0 |
| EUR Equivalent | 0,0 | 0,0 | 0,0 | 0,0 | |
| Asset backed securities issuers | | | | | |
| EUR | 380,1 | 0,0 | 0,0 | 380,1 | 0 |
| EUR Equivalent | 380,1 | 0,0 | 0,0 | 380,1 | |
| Total financial issuers (a) | 45 506,9 | 3 281,6 | - 316,2 | 44 387,0 | |

MEDIUM TERM NOTES

III.1.1 Breakdown of outstanding amounts and issues by issue's currency (by issuers category) - next

millions of units

| | Outstanding amount in november 2019 | Issue amount in november 2019 | Matured Debt in november 2019 | Outstanding amount in october 2019 | Number of issuers in november 2019 |
|---|-------------------------------------|-------------------------------|-------------------------------|------------------------------------|------------------------------------|
| Non financial issuers | | | | | |
| EUR | 1 997,8 | 80,0 | - 1,5 | 1 919,3 | 1 |
| EUR Equivalent | 1 997,8 | 80,0 | - 1,5 | 1 919,3 | |
| Public issuers | | | | | |
| EUR | 5 214,0 | 0,0 | 0,0 | 5 214,0 | 0 |
| EUR Equivalent | 5 214,0 | 0,0 | 0,0 | 5 214,0 | |
| Total non-financial and public issuers (b) | 7 211,8 | 80,0 | - 1,5 | 7 133,3 | |
| Total medium-term market (a)+(b) | 52 718,7 | 3 361,6 | - 317,7 | 51 520,3 | |

MEDIUM TERM NOTES

III.1.2. Breakdown of outstanding amounts and issues by rating* (by issuers category)

millions of units

| | Outstanding amount in november 2019 | Issue amount in november 2019 | Matured Debt in november 2019 | Outstanding amount in october 2019 | Number of issuers in november 2019 |
|--|-------------------------------------|-------------------------------|-------------------------------|------------------------------------|------------------------------------|
| Bank issuers | 45 126,8 | 3 281,6 | - 316,2 | 44 006,9 | 18 |
| Class 1 | 150,0 | 0,0 | 0,0 | 150,0 | 0 |
| Class 2 | 1 501,0 | 10,0 | - 10,0 | 1 496,1 | 1 |
| Class 3 | 34 562,9 | 3 093,1 | - 250,4 | 33 548,7 | 9 |
| Class 4 | 2 064,4 | 40,0 | 0,0 | 2 024,4 | 1 |
| Unrated | 6 848,4 | 138,5 | - 55,8 | 6 787,8 | 7 |
| Others financial issuers | | | | | |
| Excluding asset backed securities issuers | 0,0 | 0,0 | 0,0 | 0,0 | 0 |
| Unrated | 0,0 | 0,0 | 0,0 | 0,0 | 0 |
| Asset backed securities issuers | 380,1 | 0,0 | 0,0 | 380,1 | 0 |
| Class 3 | 380,1 | 0,0 | 0,0 | 380,1 | 0 |
| Total financial issuers (a) | 45 506,9 | 3 281,6 | - 316,2 | 44 387,0 | 18 |

* The rating classes are defined in the methodological note related to statistical reviews.

MEDIUM TERM NOTES

III.1.2. Breakdown of outstanding amounts and issues by rating* (by issuers category) - next

millions of units

| | Outstanding amount in november 2019 | Issue amount in november 2019 | Matured Debt in november 2019 | Outstanding amount in october 2019 | Number of issuers in november 2019 |
|---|-------------------------------------|-------------------------------|-------------------------------|------------------------------------|------------------------------------|
| Non financial issuers | 1 997,8 | 80,0 | - 1,5 | 1 919,3 | 1 |
| Class 2 | 269,0 | 80,0 | 0,0 | 189,0 | 1 |
| Class 3 | 222,0 | 0,0 | 0,0 | 222,0 | 0 |
| Unrated | 1 506,8 | 0,0 | - 1,5 | 1 508,3 | 0 |
| Public issuers | 5 214,0 | 0,0 | 0,0 | 5 214,0 | 0 |
| Class 2 | 4 950,0 | 0,0 | 0,0 | 4 950,0 | 0 |
| Unrated | 264,0 | 0,0 | 0,0 | 264,0 | 0 |
| Total non-financial and public issuers (b) | 7 211,8 | 80,0 | - 1,5 | 7 133,3 | 1 |
| Total medium-term market (a)+(b) | 52 718,7 | 3 361,6 | - 317,7 | 51 520,3 | 19 |

* The rating classes are defined in the methodological note related to statistical publications reviews.

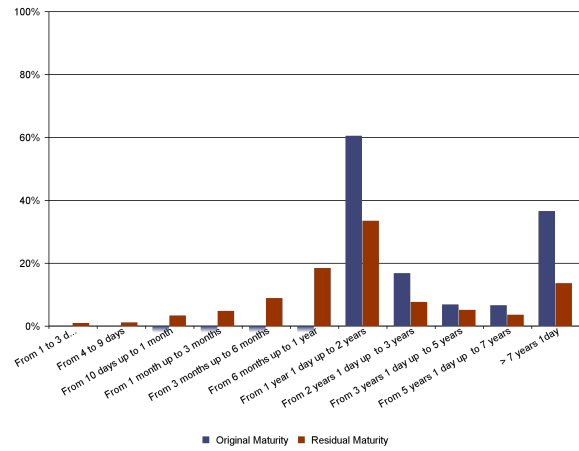
MEDIUM TERM NOTES

III.1.3. Breakdown of outstanding amounts and issues by maturity (by issuers category)

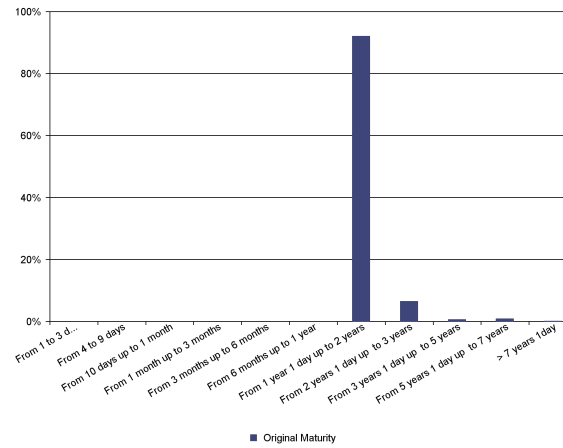
Bank issuers

all currencies

Breakdown of outstanding amounts
by original maturity and residual maturity at 30/11/2019 (in %)



Breakdown of issues by original maturity
at 30/11/2019 (in %)



MEDIUM TERM NOTES

all currencies

**Breakdown of outstanding amounts
by original maturity and residual maturity at 30/11/2019 (in %)**

**Breakdown of issues by original maturity
at 30/11/2019 (in %)**

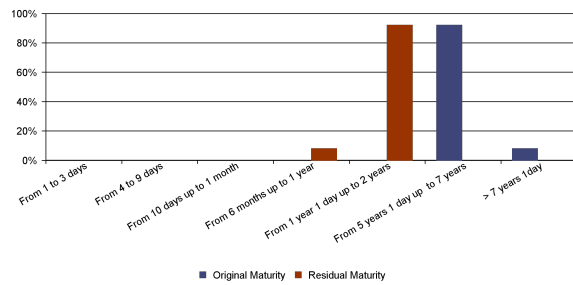
Excluding asset backed securities issuers

No issuer

No issue

Asset backed securities issuers

No issue



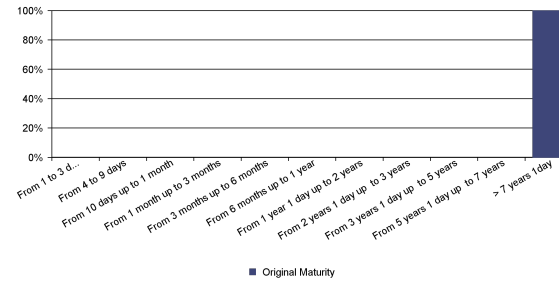
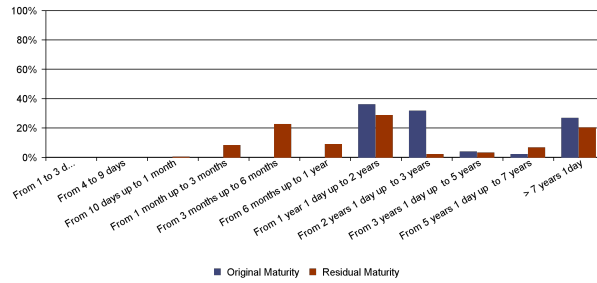
MEDIUM TERM NOTES

all currencies

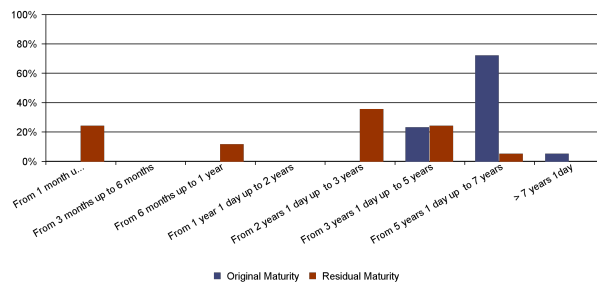
**Breakdown of outstanding amounts
by original maturity and residual maturity at 30/11/2019 (in %)**

**Breakdown of issues by original maturity
at 30/11/2019 (in %)**

Non financial issuers



Public issuers



No issue

MEDIUM TERM NOTES

III.1.4. Breakdown of outstanding amounts and issues by interest rate category (by issuers category)

| | Financial banking issuers | Others financial issuers | | Non financial issuers | Public issuers |
|---------------------------|---------------------------------|--|------------------------------------|--------------------------|-------------------|
| | | Excluding asset backed securities issuers | Asset backed securities issuers | | |
| Fixed | 2,7% | 0,0% | 0,0% | 100,0% | 0,0% |
| Structured | 12,4% | 0,0% | 0,0% | 0,0% | 0,0% |
| Variable or adjustable | 84,9% | 0,0% | 0,0% | 0,0% | 0,0% |
| All maturities | 100,0% | 0,0% | 0,0% | 100,0% | 0,0% |

MEDIUM TERM NOTES

III.2. List of issuers of Medium Term Notes at 30/11/2019 : outstanding amounts and transactions by issuers category and by geographical area

III.2.1 Bank issuers

- Residents

amounts in millions, maturity in number of days

| Issuer | Issue currency | Outstanding amount in november 2019 | Issue amount in november 2019 | Matured Debt in november 2019 | Outstanding amount in october 2019 | Average original maturity of outstanding amount | Average residual maturity of outstanding amount | Average original maturity of issues |
|------------------------------------|----------------|-------------------------------------|-------------------------------|-------------------------------|------------------------------------|---|---|-------------------------------------|
| ALLIANZ BANQUE | EUR | 183,5 | 10,0 | -10,0 | 183,5 | 1 226 | 708 | 1 096 |
| AUXIFIP | EUR | 40,0 | 0,0 | 0,0 | 40,0 | 730 | 68 | 0 |
| AXA BANQUE | EUR | 2 242,4 | 80,0 | -21,0 | 2 204,4 | 2 188 | 934 | 731 |
| AXA BANQUE FINANCEMENT | EUR | 0,0 | 0,0 | -1,0 | 1,0 | | | 0 |
| BANQUE CIC NORD OUEST | EUR | 32,0 | 0,0 | 0,0 | 32,0 | 2 419 | 1 572 | 0 |
| BANQUE CIC OUEST | EUR | 3,9 | 0,0 | 0,0 | 3,9 | 5 225 | 1 097 | 0 |
| BANQUE CIC SUD OUEST | EUR | 24,0 | 0,0 | 0,0 | 24,0 | 2 998 | 953 | 0 |
| BANQUE EDEL S.N.C | EUR | 288,0 | 0,2 | -10,0 | 297,8 | 751 | 345 | 546 |
| BANQUE EUROPEENNE DU CREDIT MUTUEL | EUR | 13,0 | 0,0 | 0,0 | 13,0 | 3 170 | 2 091 | 0 |
| BANQUE FEDERATIVE DU CREDIT MUTUEL | EUR | 1 070,6 | 400,0 | -25,0 | 795,6 | 670 | 370 | 434 |

MEDIUM TERM NOTES

III.2.1 Bank issuers

- Residents

amounts in millions, maturity in number of days

| Issuer | Issue currency | Outstanding amount in november 2019 | Issue amount in november 2019 | Matured Debt in november 2019 | Outstanding amount in october 2019 | Average original maturity of outstanding amount | Average residual maturity of outstanding amount | Average original maturity of issues |
|--|----------------|-------------------------------------|-------------------------------|-------------------------------|------------------------------------|---|---|-------------------------------------|
| | USD | 25,0 | 0,0 | 0,0 | 25,0 | 369 | 198 | 0 |
| | Equivalent_EUR | 1 093,38 | 400 | -25 | 818,03 | 663 | 366 | 329 |
| BANQUE PALATINE | EUR | 4,2 | 0,0 | 0,0 | 4,2 | 3 949 | 1 563 | 0 |
| BANQUE POPULAIRE ALSACE LORRAINE CHAMPAGNE | EUR | 145,7 | 0,0 | 0,0 | 145,7 | 4 065 | 1 146 | 0 |
| BANQUE POPULAIRE AQUITAINE CENTRE ATLANTIQUE | EUR | 66,0 | 0,0 | 0,0 | 66,0 | 2 573 | 1 051 | 0 |
| BANQUE POPULAIRE AUVERGNE RHONE ALPES | EUR | 41,1 | 0,0 | -0,2 | 41,2 | 1 058 | 424 | 0 |
| BANQUE POPULAIRE BOURGOGNE FRANCHE-COMTE | EUR | 74,0 | 0,0 | 0,0 | 74,0 | 4 204 | 718 | 0 |
| BANQUE POPULAIRE DU SUD | EUR | 12,0 | 0,0 | 0,0 | 12,0 | 3 590 | 968 | 0 |
| BANQUE POPULAIRE GRAND OUEST | EUR | 171,7 | 50,0 | -0,7 | 122,4 | 1 123 | 856 | 986 |
| BANQUE POPULAIRE MEDITERRANEE | EUR | 100,0 | 0,0 | 0,0 | 100,0 | 1 596 | 493 | 0 |
| BANQUE POPULAIRE RIVES DE PARIS | EUR | 105,6 | 2,5 | 0,0 | 103,1 | 2 939 | 186 | 1 827 |
| BANQUE POPULAIRE VAL DE FRANCE | EUR | 368,3 | 1,5 | -2,9 | 370,7 | 2 257 | 707 | 1 827 |

MEDIUM TERM NOTES

III.2.1 Bank issuers

- Residents

amounts in millions, maturity in number of days

| Issuer | Issue currency | Outstanding amount in november 2019 | Issue amount in november 2019 | Matured Debt in november 2019 | Outstanding amount in october 2019 | Average original maturity of outstanding amount | Average residual maturity of outstanding amount | Average original maturity of issues |
|--|----------------|-------------------------------------|-------------------------------|-------------------------------|------------------------------------|---|---|-------------------------------------|
| BANQUE TRANSATLANTIQUE | EUR | 1,0 | 0,0 | 0,0 | 1,0 | 3 651 | 440 | 0 |
| BNP PARIBAS | EUR | 763,7 | 0,0 | 0,0 | 763,7 | 3 603 | 1 393 | 0 |
| | USD | 28,9 | 0,0 | 0,0 | 28,9 | 1 087 | 577 | 0 |
| | Equivalent_EUR | 789,99 | 0 | 0 | 789,58 | 3 519 | 1 365 | |
| BPCE | EUR | 439,0 | 0,0 | 0,0 | 439,0 | 3 220 | 387 | 0 |
| BPIFRANCE FINANCEMENT | EUR | 399,0 | 0,0 | 0,0 | 399,0 | 1 258 | 441 | 0 |
| | USD | 335,0 | 0,0 | 0,0 | 335,0 | 731 | 310 | 0 |
| | Equivalent_EUR | 704,04 | 0 | 0 | 699,34 | 1 029 | 384 | |
| BRED-BANQUE POPULAIRE | EUR | 172,7 | 14,2 | -10,0 | 168,5 | 886 | 413 | 380 |
| | USD | 2,5 | 0,0 | 0,0 | 2,5 | 1 095 | 58 | 0 |
| | Equivalent_EUR | 175,01 | 14,2 | -10 | 170,77 | 889 | 408 | 19 940 |
| BTP BANQUE | EUR | 15,1 | 0,0 | -0,3 | 15,4 | 2 006 | 194 | 0 |
| CA CONSUMER FINANCE | EUR | 1 852,0 | 0,0 | -5,0 | 1 857,0 | 883 | 370 | 0 |
| CAISSE CENTRALE DU CREDIT IMMOBILIER DE FRANCE - 3CIF | EUR | 50,0 | 0,0 | 0,0 | 50,0 | 7 305 | 1 618 | 0 |
| CAISSE D'EPARGNE ET DE PREVOYANCE DE BOURGOGNE FRANCHE-COMTE | EUR | 11,8 | 2,0 | 0,0 | 9,8 | 731 | 613 | 731 |

MEDIUM TERM NOTES

III.2.1 Bank issuers

- Residents

amounts in millions, maturity in number of days

| Issuer | Issue currency | Outstanding amount in november 2019 | Issue amount in november 2019 | Matured Debt in november 2019 | Outstanding amount in october 2019 | Average original maturity of outstanding amount | Average residual maturity of outstanding amount | Average original maturity of issues |
|---|----------------|--|-------------------------------|-------------------------------|------------------------------------|---|---|-------------------------------------|
| CAISSE D'EPARGNE ET DE PREVOYANCE DE MIDI-PYRENEES | EUR | 150,0 | 0,0 | 0,0 | 150,0 | 1 096 | 814 | 0 |
| CAISSE D'EPARGNE ET DE PREVOYANCE HAUTS DE FRANCE | EUR | 0,0 | 0,0 | 0,0 | 0,0 | | | 0 |
| CAISSE D'EPARGNE ET DE PREVOYANCE LOIRE-CENTRE | EUR | 0,5 | 0,0 | 0,0 | 0,5 | 1 826 | 878 | 0 |
| CAISSE DES DEPOTS ET CONSIGNATIONS | EUR | 585,3 | 0,0 | 0,0 | 585,3 | 7 744 | 6 497 | 0 |
| | USD | 20,0 | 0,0 | 0,0 | 20,0 | 10 957 | 9 945 | 0 |
| | Equivalent_EUR | 603,5 | 0 | 0 | 603,21 | 7 841 | 6 601 | |
| CAISSE FEDERALE DU CREDIT MUTUEL MAINE-ANJOU ET BASSE-NORMANDIE | EUR | 525,2 | 15,0 | -40,0 | 550,2 | 1 687 | 1 254 | 731 |
| CAISSE FEDERALE DU CREDIT MUTUEL NORD EUROPE | EUR | 294,0 | 0,0 | -27,0 | 321,0 | 2 669 | 307 | 0 |
| CAISSE FEDERALE DU CREDIT MUTUEL OCEAN | EUR | 520,2 | 50,1 | -20,0 | 490,1 | 1 503 | 1 225 | 1 390 |
| CAISSE REGIONALE DE CREDIT AGRICOLE MUTUEL ALSACE VOSGES | EUR | 51,5 | 0,0 | 0,0 | 51,5 | 2 637 | 1 378 | 0 |
| | | <i>of which subordinated medium term notes</i> | 41,66 | 0 | 0 | 41,66 | | |
| CAISSE REGIONALE DE CREDIT AGRICOLE MUTUEL ATLANTIQUE VENDEE | EUR | 523,6 | 0,0 | 0,0 | 523,6 | 7 612 | 5 914 | 0 |
| | | <i>of which subordinated medium term notes</i> | 0 | 0 | 0 | | | |
| CAISSE REGIONALE DE CREDIT AGRICOLE MUTUEL BRIE PICARDIE | EUR | 107,5 | 0,0 | 0,0 | 107,5 | 1 550 | 812 | 0 |

MEDIUM TERM NOTES

III.2.1 Bank issuers

- Residents

amounts in millions, maturity in number of days

| Issuer | Issue currency | Outstanding amount in november 2019 | Issue amount in november 2019 | Matured Debt in november 2019 | Outstanding amount in october 2019 | Average original maturity of outstanding amount | Average residual maturity of outstanding amount | Average original maturity of issues |
|--|----------------|-------------------------------------|-------------------------------|-------------------------------|------------------------------------|---|---|-------------------------------------|
| CAISSE REGIONALE DE CREDIT AGRICOLE MUTUEL CENTRE-EST | EUR | 333,8 | 0,0 | 0,0 | 333,8 | 5 673 | 916 | 0 |
| CAISSE REGIONALE DE CREDIT AGRICOLE MUTUEL CENTRE LOIRE | EUR | 262,4 | 0,0 | 0,0 | 262,4 | 1 832 | 183 | 0 |
| <i>of which subordinated medium term notes</i> | | <i>242,52</i> | <i>0</i> | <i>0</i> | <i>242,52</i> | | | |
| CAISSE REGIONALE DE CREDIT AGRICOLE MUTUEL CHARENTE MARITIME DEUX SEVRES | EUR | 77,7 | 0,0 | 0,0 | 77,7 | 1 858 | 648 | 0 |
| <i>of which subordinated medium term notes</i> | | <i>57,75</i> | <i>0</i> | <i>0</i> | <i>57,75</i> | | | |
| CAISSE REGIONALE DE CREDIT AGRICOLE MUTUEL CHARENTE PERIGORD | EUR | 126,1 | 0,0 | 0,0 | 126,1 | 1 647 | 401 | 0 |
| <i>of which subordinated medium term notes</i> | | <i>0,3</i> | <i>0</i> | <i>0</i> | <i>0,3</i> | | | |
| CAISSE REGIONALE DE CREDIT AGRICOLE MUTUEL D'ALPES-PROVENCE | EUR | 212,5 | 0,0 | 0,0 | 212,5 | 8 670 | 1 440 | 0 |
| CAISSE REGIONALE DE CREDIT AGRICOLE MUTUEL D'AQUITAINE | EUR | 351,1 | 0,0 | 0,0 | 351,1 | 3 563 | 532 | 0 |
| <i>of which subordinated medium term notes</i> | | <i>34,05</i> | <i>0</i> | <i>0</i> | <i>34,05</i> | | | |
| CAISSE REGIONALE DE CREDIT AGRICOLE MUTUEL DE CENTRE FRANCE | EUR | 112,8 | 0,0 | 0,0 | 112,8 | 8 750 | 7 452 | 0 |
| <i>of which subordinated medium term notes</i> | | <i>64,17</i> | <i>0</i> | <i>0</i> | <i>64,17</i> | | | |
| CAISSE REGIONALE DE CREDIT AGRICOLE MUTUEL DE CHAMPAGNE-BOURGOGNE | EUR | 120,4 | 0,0 | 0,0 | 120,4 | 10 958 | 9 338 | 0 |
| <i>of which subordinated medium term notes</i> | | <i>120,36</i> | <i>0</i> | <i>0</i> | <i>120,36</i> | | | |
| CAISSE REGIONALE DE CREDIT AGRICOLE MUTUEL DE LA GUADELOUPE | EUR | 6,5 | 0,0 | 0,0 | 6,5 | 10 958 | 9 379 | 0 |
| <i>of which subordinated medium term notes</i> | | <i>6</i> | <i>0</i> | <i>0</i> | <i>6</i> | | | |
| CAISSE REGIONALE DE CREDIT AGRICOLE MUTUEL DE L'ANJOU ET DU MAINE | EUR | 528,4 | 0,0 | -20,0 | 548,4 | 5 383 | 4 566 | 0 |

MEDIUM TERM NOTES

III.2.1 Bank issuers

- Residents

| <i>amounts in millions, maturity in number of days</i> | | | | | | | | |
|--|----------------|--|-------------------------------|-------------------------------|------------------------------------|---|---|-------------------------------------|
| Issuer | Issue currency | Outstanding amount in november 2019 | Issue amount in november 2019 | Matured Debt in november 2019 | Outstanding amount in october 2019 | Average original maturity of outstanding amount | Average residual maturity of outstanding amount | Average original maturity of issues |
| | | <i>of which subordinated medium term notes</i> | 162,5 | 0 | 0 | 162,5 | | |
| CAISSE REGIONALE DE CREDIT AGRICOLE MUTUEL DE NORMANDIE | EUR | 580,7 | 0,0 | 0,0 | 580,7 | 5 725 | 2 039 | 0 |
| CAISSE REGIONALE DE CREDIT AGRICOLE MUTUEL DE PARIS ET D'ILE DE FRANCE | EUR | 184,9 | 0,0 | 0,0 | 184,9 | 3 325 | 405 | 0 |
| | | <i>of which subordinated medium term notes</i> | 115,16 | 0 | 0 | 115,16 | | |
| CAISSE REGIONALE DE CREDIT AGRICOLE MUTUEL DES COTES-D'ARMOR | EUR | 385,1 | 0,0 | 0,0 | 385,1 | 4 809 | 1 575 | 0 |
| | | <i>of which subordinated medium term notes</i> | 0 | 0 | 0 | | | |
| CAISSE REGIONALE DE CREDIT AGRICOLE MUTUEL DES SAVOIE | EUR | 279,7 | 0,0 | 0,0 | 279,9 | 5 426 | 3 948 | 0 |
| | | <i>of which subordinated medium term notes</i> | 197,78 | 0 | 0 | 197,93 | | |
| CAISSE REGIONALE DE CREDIT AGRICOLE MUTUEL DE TOURAINE ET DU POITOU | EUR | 265,5 | 2,3 | 0,0 | 263,1 | 2 203 | 888 | 1 877 |
| | | <i>of which subordinated medium term notes</i> | 143,54 | 0 | 0 | 143,54 | | |
| CAISSE REGIONALE DE CREDIT AGRICOLE MUTUEL D'ILLE ET VILAINE | EUR | 104,7 | 0,0 | -20,0 | 124,9 | 1 020 | 460 | 0 |
| CAISSE REGIONALE DE CREDIT AGRICOLE MUTUEL DU FINISTERE | EUR | 146,7 | 0,0 | 0,0 | 146,7 | 9 735 | 8 170 | 0 |
| | | <i>of which subordinated medium term notes</i> | 0 | 0 | 0 | | | |
| CAISSE REGIONALE DE CREDIT AGRICOLE MUTUEL DU LANGUEDOC | EUR | 60,4 | 0,0 | 0,0 | 60,4 | 10 580 | 9 053 | 0 |
| | | <i>of which subordinated medium term notes</i> | 56,11 | 0 | 0 | 56,11 | | |
| CAISSE REGIONALE DE CREDIT AGRICOLE MUTUEL DU MORBIHAN | EUR | 210,0 | 0,0 | 0,0 | 210,0 | 5 479 | 608 | 0 |
| CAISSE REGIONALE DE CREDIT AGRICOLE MUTUEL DU NORD EST | EUR | 521,9 | 0,0 | 0,0 | 521,9 | 3 406 | 617 | 0 |

MEDIUM TERM NOTES

III.2.1 Bank issuers

- Residents

| <i>amounts in millions, maturity in number of days</i> | | | | | | | | |
|---|----------------|-------------------------------------|-------------------------------|-------------------------------|------------------------------------|---|---|-------------------------------------|
| Issuer | Issue currency | Outstanding amount in november 2019 | Issue amount in november 2019 | Matured Debt in november 2019 | Outstanding amount in october 2019 | Average original maturity of outstanding amount | Average residual maturity of outstanding amount | Average original maturity of issues |
| <i>of which subordinated medium term notes</i> | | 193 | 0 | 0 | 193 | | | |
| CAISSE REGIONALE DE CREDIT AGRICOLE MUTUEL FRANCHE-COMTE | EUR | 10,0 | 0,0 | 0,0 | 10,0 | 3 667 | 29 | 0 |
| CAISSE REGIONALE DE CREDIT AGRICOLE MUTUEL NORD DE FRANCE | EUR | 1 269,1 | 0,0 | 0,0 | 1 269,1 | 4 441 | 739 | 0 |
| <i>of which subordinated medium term notes</i> | | 236,32 | 0 | 0 | 236,32 | | | |
| CAISSE REGIONALE DE CREDIT AGRICOLE MUTUEL NORD MIDI PYRENEES | EUR | 77,9 | 0,0 | 0,0 | 77,9 | 10 958 | 9 332 | 0 |
| <i>of which subordinated medium term notes</i> | | 77,93 | 0 | 0 | 77,93 | | | |
| CAISSE REGIONALE DE CREDIT AGRICOLE MUTUEL NORMANDIE-SEINE | EUR | 50,0 | 0,0 | 0,0 | 50,0 | 731 | 429 | 0 |
| CAISSE REGIONALE DE CREDIT AGRICOLE MUTUEL PROVENCE COTE D'AZUR | EUR | 4,2 | 0,0 | 0,0 | 4,2 | 19 463 | 1 268 | 0 |
| CAISSE REGIONALE DE CREDIT AGRICOLE MUTUEL PYRENEES-GASCOGNE | EUR | 220,0 | 40,0 | 0,0 | 220,0 | 2 649 | 725 | 883 |
| CAISSE REGIONALE DE CREDIT AGRICOLE MUTUEL SUD-MEDITERRANEE | EUR | 160,7 | 0,0 | 0,0 | 160,7 | 5 845 | 1 731 | 0 |
| CAISSE REGIONALE DE CREDIT AGRICOLE MUTUEL SUD-RHONE-ALPES | EUR | 212,4 | 0,0 | 0,0 | 212,4 | 5 456 | 3 431 | 0 |
| <i>of which subordinated medium term notes</i> | | 0 | 0 | 0 | | | | |
| CAISSE REGIONALE DE CREDIT AGRICOLE MUTUEL TOULOUSE 31 | EUR | 196,3 | 0,0 | 0,0 | 196,3 | 1 556 | 1 102 | 0 |
| CARREFOUR BANQUE | EUR | 573,0 | 0,0 | 0,0 | 573,0 | 695 | 429 | 0 |

MEDIUM TERM NOTES

III.2.1 Bank issuers

- Residents

amounts in millions, maturity in number of days

| Issuer | Issue currency | Outstanding amount in november 2019 | Issue amount in november 2019 | Matured Debt in november 2019 | Outstanding amount in october 2019 | Average original maturity of outstanding amount | Average residual maturity of outstanding amount | Average original maturity of issues |
|---|----------------|-------------------------------------|-------------------------------|-------------------------------|------------------------------------|---|---|-------------------------------------|
| COMPAGNIE DE FINANCEMENT FONCIER | EUR | 150,0 | 0,0 | 0,0 | 150,0 | 5 478 | 98 | 0 |
| CREDIT AGRICOLE CORPORATE AND INVESTMENT BANK | EUR | 1 044,0 | 0,0 | -20,0 | 1 064,0 | 3 422 | 841 | 0 |
| CREDIT AGRICOLE LEASING & FACTORING SA | EUR | 250,5 | 0,0 | 0,0 | 250,5 | 801 | 293 | 0 |
| CREDIT AGRICOLE S.A. | EUR | 30,0 | 0,0 | 0,0 | 30,0 | 10 958 | 4 594 | 0 |
| CREDIT COOPERATIF | EUR | 402,5 | 0,0 | -26,0 | 428,6 | 3 563 | 580 | 0 |
| CREDIT DU NORD | EUR | 2 995,7 | 0,8 | 0,0 | 2 995,1 | 1 806 | 447 | 3 653 |
| CREDIT FONCIER ET COMMUNAL D'ALSACE et de LORRAINE-BANQUE | EUR | 30,0 | 0,0 | 0,0 | 30,0 | 3 653 | 136 | 0 |
| CREDIT INDUSTRIEL ET COMMERCIAL | EUR | 58,2 | 0,0 | 0,0 | 58,2 | 770 | 266 | 0 |
| CREDIT LYONNAIS | EUR | 2 669,3 | 1,0 | -37,2 | 2 705,5 | 1 041 | 529 | 368 |
| CREDIT MUNICIPAL DE PARIS | EUR | 10,0 | 0,0 | 0,0 | 10,0 | 3 652 | 1 479 | 0 |

MEDIUM TERM NOTES

III.2.1 Bank issuers

- Residents

amounts in millions, maturity in number of days

| Issuer | Issue currency | Outstanding amount in november 2019 | Issue amount in november 2019 | Matured Debt in november 2019 | Outstanding amount in october 2019 | Average original maturity of outstanding amount | Average residual maturity of outstanding amount | Average original maturity of issues |
|-------------------------------|----------------|-------------------------------------|-------------------------------|-------------------------------|------------------------------------|---|---|-------------------------------------|
| CREDIT MUTUEL ARKEA | EUR | 82,3 | 2,0 | 0,0 | 80,3 | 5 095 | 2 723 | 3 653 |
| DEXIA CREDIT LOCAL | EUR | 80,0 | 0,0 | 0,0 | 80,0 | 5 478 | 76 | 0 |
| EDMOND DE ROTHSCHILD (FRANCE) | EUR | 32,0 | 0,0 | 0,0 | 32,0 | 1 260 | 164 | 0 |
| FINAMUR | EUR | 40,0 | 0,0 | 0,0 | 40,0 | 730 | 68 | 0 |
| FRANFINANCE | EUR | 75,0 | 0,0 | 0,0 | 75,0 | 596 | 404 | 0 |
| HSBC FRANCE | EUR | 80,0 | 0,0 | 0,0 | 80,0 | 8 789 | 3 538 | 0 |
| LA BANQUE POSTALE | EUR | 1,0 | 0,0 | 0,0 | 1,0 | 1 096 | 884 | 0 |
| | USD | 15,0 | 0,0 | 0,0 | 15,0 | 732 | 534 | 0 |
| | Equivalent_EUR | 14,66 | 0 | 0 | 14,45 | 757 | 558 | |
| LIXXBAIL | EUR | 40,0 | 0,0 | 0,0 | 40,0 | 730 | 68 | 0 |
| LYONNAISE DE BANQUE | EUR | 0,4 | 0,0 | 0,0 | 0,4 | 1 095 | 440 | 0 |
| NATIXIS | EUR | 606,0 | 0,0 | 0,0 | 608,4 | 4 447 | 1 899 | 0 |

MEDIUM TERM NOTES

III.2.1 Bank issuers

- Residents

amounts in millions, maturity in number of days

| Issuer | Issue currency | Outstanding amount in november 2019 | Issue amount in november 2019 | Matured Debt in november 2019 | Outstanding amount in october 2019 | Average original maturity of outstanding amount | Average residual maturity of outstanding amount | Average original maturity of issues |
|---|--|-------------------------------------|-------------------------------|-------------------------------|------------------------------------|---|---|-------------------------------------|
| ONEY BANK | EUR | 256,0 | 0,0 | 0,0 | 256,0 | 1 093 | 211 | 0 |
| ORANGE BANK | EUR | 346,0 | 0,0 | -20,0 | 366,0 | 837 | 412 | 0 |
| PSA BANQUE FRANCE | EUR | 315,0 | 40,0 | 0,0 | 275,0 | 810 | 397 | 731 |
| RCI BANQUE SA | EUR | 220,0 | 0,0 | 0,0 | 220,0 | 631 | 589 | 0 |
| ROTHSCHILD MARTIN MAUREL | EUR | 1,5 | 0,0 | 0,0 | 1,5 | 1 095 | 75 | 0 |
| SOCIETE GENERALE | EUR | 15 413,1 | 2 570,0 | 0,0 | 14 530,1 | 1 612 | 911 | 435 |
| SOCRAM BANQUE | EUR | 135,0 | 0,0 | 0,0 | 135,0 | 665 | 474 | 0 |
| UNIFERGIE - Union pour le Financement des Economies d'Energie | EUR | 40,0 | 0,0 | 0,0 | 40,0 | 730 | 68 | 0 |
| Total Residents | Equivalent_EUR | 44 883,9 | 3 281,6 | -316,2 | 43 764,4 | 2 381 | 1 098 | 483 |
| | <i>of which subordinated medium term notes</i> | <i>1 262,6</i> | <i>0,0</i> | <i>0,0</i> | <i>1 262,6</i> | | | |

- Non residents located outside the Euro area

amounts in millions, maturity in number of days

MEDIUM TERM NOTES

III.2.1 Bank issuers

| Issuer | Issue currency | Outstanding amount in november 2019 | Issue amount in november 2019 | Matured Debt in november 2019 | Outstanding amount in october 2019 | Average original maturity of outstanding amount | Average residual maturity of outstanding amount | Average original maturity of issues |
|--|---|-------------------------------------|-------------------------------|-------------------------------|------------------------------------|---|---|-------------------------------------|
| BANK OF CHINA LIMITED Paris Branch | USD | 15,0 | 0,0 | 0,0 | 15,0 | 1 826 | 982 | 0 |
| | Equivalent_EUR | 13,66 | 0 | 0 | 13,45 | 1 826 | 982 | |
| BANQUE CALEDONIENNE D INVESTISSEMENT | EUR | 215,6 | 0,0 | 0,0 | 215,6 | 1 161 | 710 | 0 |
| | USD | 15,0 | 0,0 | 0,0 | 15,0 | 368 | 116 | 0 |
| | Equivalent_EUR | 229,25 | 0 | 0 | 229,04 | 1 114 | 674 | |
| | <i>of which secured medium term notes</i> | | <i>70</i> | <i>0</i> | <i>0</i> | <i>70</i> | | |
| Total Non residents located outside the Euro area | Equivalent_EUR | 242,9 | 0,0 | 0,0 | 242,5 | 1 154 | 692 | |
| | <i>of which secured medium term notes</i> | | <i>70,0</i> | <i>0,0</i> | <i>0,0</i> | <i>70,0</i> | | |

MEDIUM TERM NOTES

III.2.2 Others financial issuers excluding asset backed securities issuers

- Residents

amounts in millions, maturity in number of days

| Issuer | Issue currency | Outstanding amount in november 2019 | Issue amount in november 2019 | Matured Debt in november 2019 | Outstanding amount in october 2019 | Average original maturity of outstanding amount | Average residual maturity of outstanding amount | Average original maturity of issues |
|------------------------|-----------------------|-------------------------------------|-------------------------------|-------------------------------|------------------------------------|---|---|-------------------------------------|
| EXANE | USD | 0,0 | 0,0 | 0,0 | 0,0 | | | |
| | Equivalent_EUR | 0 | 0 | 0 | | | | |
| Total Residents | Equivalent_EUR | 0,0 | 0,0 | 0,0 | 0,0 | | | |

MEDIUM TERM NOTES

III.2.3 Others financial issuers

- Residents

amounts in millions, maturity in number of days

| Issuer | Issue currency | Outstanding amount in november 2019 | Issue amount in november 2019 | Matured Debt in november 2019 | Outstanding amount in october 2019 | Average original maturity of outstanding amount | Average residual maturity of outstanding amount | Average original maturity of issues |
|------------------------|-----------------------|-------------------------------------|-------------------------------|-------------------------------|------------------------------------|---|---|-------------------------------------|
| NATIXIS LOAN FUNDING | EUR | 380,1 | 0,0 | 0,0 | 380,1 | 1 936 | 571 | 0 |
| Total Residents | Equivalent_EUR | 380,1 | 0,0 | 0,0 | 380,1 | 1 936 | 571 | 0 |

MEDIUM TERM NOTES

III.2.4 Non financial issuers

- Residents

amounts in millions, maturity in number of days

| Issuer | Issue currency | Outstanding amount in november 2019 | Issue amount in november 2019 | Matured Debt in november 2019 | Outstanding amount in october 2019 | Average original maturity of outstanding amount | Average residual maturity of outstanding amount | Average original maturity of issues |
|---|-----------------------|-------------------------------------|-------------------------------|-------------------------------|------------------------------------|---|---|-------------------------------------|
| ALTAREIT | EUR | 30,0 | 0,0 | 0,0 | 30,0 | 730 | 551 | 0 |
| ATOS SE | EUR | 130,0 | 0,0 | 0,0 | 130,0 | 1 433 | 1 023 | 0 |
| BEL | EUR | 50,0 | 0,0 | 0,0 | 50,0 | 1 417 | 1 035 | 0 |
| CDC HABITAT | EUR | 269,0 | 80,0 | 0,0 | 189,0 | 4 158 | 3 927 | 4 931 |
| COVIVIO | EUR | 270,0 | 0,0 | 0,0 | 270,0 | 368 | 191 | 0 |
| CREDIT AGRICOLE CIB FINANCIAL SOLUTIONS | EUR | 165,0 | 0,0 | 0,0 | 165,0 | 2 983 | 2 713 | 0 |
| EIFPAGE | EUR | 302,3 | 0,0 | 0,0 | 302,3 | 716 | 537 | 0 |
| LAGARDERE SCA | EUR | 66,0 | 0,0 | -1,5 | 67,5 | 731 | 553 | 0 |
| SAFRAN | EUR | 95,0 | 0,0 | 0,0 | 95,0 | 733 | 240 | 0 |
| SEB S.A. | EUR | 241,5 | 0,0 | 0,0 | 241,5 | 1 427 | 1 154 | 0 |
| SOPRA STERIA GROUP | EUR | 99,0 | 0,0 | 0,0 | 99,0 | 1 003 | 352 | 0 |
| UNIBAIL - RODAMCO-WESTFIELD SE | EUR | 222,0 | 0,0 | 0,0 | 222,0 | 731 | 149 | 0 |
| Total Residents | Equivalent_EUR | 1 939,8 | 80,0 | -1,5 | 1 861,3 | 1 510 | 1 199 | 4 931 |

MEDIUM TERM NOTES

III.2.4 Non financial issuers

- Non residents located in Euro area (excluding France)

amounts in millions, maturity in number of days

| Issuer | Issue currency | Outstanding amount in november 2019 | Issue amount in november 2019 | Matured Debt in november 2019 | Outstanding amount in october 2019 | Average original maturity of outstanding amount | Average residual maturity of outstanding amount | Average original maturity of issues |
|--|-----------------------|-------------------------------------|-------------------------------|-------------------------------|------------------------------------|---|---|-------------------------------------|
| ECONOCOM GROUP SE | EUR | 58,0 | 0,0 | 0,0 | 58,0 | 711 | 51 | 0 |
| Total Non residents located in Euro area (excluding France) | Equivalent_EUR | 58,0 | 0,0 | 0,0 | 58,0 | 711 | 51 | 0 |

MEDIUM TERM NOTES

III.2.5 Public issuers

- Residents

amounts in millions, maturity in number of days

| Issuer | Issue currency | Outstanding amount in november 2019 | Issue amount in november 2019 | Matured Debt in november 2019 | Outstanding amount in october 2019 | Average original maturity of outstanding amount | Average residual maturity of outstanding amount | Average original maturity of issues |
|--|-----------------------|-------------------------------------|-------------------------------|-------------------------------|------------------------------------|---|---|-------------------------------------|
| CAISSE D'AMORTISSEMENT DE LA DETTE SOCIALE | EUR | 264,0 | 0,0 | 0,0 | 264,0 | 4 929 | 2 167 | 0 |
| UNEDIC | EUR | 4 950,0 | 0,0 | 0,0 | 4 950,0 | 1 914 | 883 | 0 |
| Total Residents | Equivalent_EUR | 5 214,0 | 0,0 | 0,0 | 5 214,0 | 2 067 | 948 | 0 |