

MEDIUM TERM NOTES

III. Medium Term Notes in april 2019

III.1. Overview

- III.1.1. Breakdown of outstanding amounts and issues by issue's currency (by issuers category)
- III.1.2. Breakdown of outstanding amounts and issues by rating (by issuers category)
- III.1.3. Breakdown of outstanding amounts and issues by maturity (by issuers category)
- III.1.4. Breakdown of outstanding amounts and issues by interest rate category (by issuers category)

III.2. List of issuers of Medium Term Notes at 30/04/2019 : outstanding amounts and transactions by issuers category and by geographical area

MEDIUM TERM NOTES

III.1. Overview

III.1.1. Breakdown of outstanding amounts and issues by issue's currency (by issuers category)

millions of units

	Outstanding amount in april 2019	Issue amount in april 2019	Matured Debt in april 2019	Outstanding amount in march 2019	Number of issuers in april 2019
Bank issuers					
EUR	45 786,0	628,6	- 399,7	46 356,0	22
USD	413,4	10,0	- 125,0	528,4	1
EUR Equivalent	46 154,6	637,5	- 511,1	46 826,3	
<i>of which secured Medium Term Notes</i>	<i>70,0</i>	<i>0,0</i>	<i>0,0</i>	<i>70,0</i>	
Others financial issuers					
Excluding asset backed securities issuers					
EUR	0,0	0,0	- 100,0	100,0	0
USD	100,0	0,0	0,0	100,0	0
EUR Equivalent	89,1	0,0	- 100,0	189,0	
Asset backed securities issuers					
EUR	380,1	0,0	0,0	380,1	0
EUR Equivalent	380,1	0,0	0,0	380,1	
Total financial issuers (a)	46 623,8	637,5	- 611,1	47 395,4	

MEDIUM TERM NOTES

III.1.1 Breakdown of outstanding amounts and issues by issue's currency (by issuers category) - next

millions of units

	Outstanding amount in april 2019	Issue amount in april 2019	Matured Debt in april 2019	Outstanding amount in march 2019	Number of issuers in april 2019
Non financial issuers					
EUR	1 511,5	124,0	0,0	1 387,5	3
EUR Equivalent	1 511,5	124,0	0,0	1 387,5	
Public issuers					
EUR	6 114,0	0,0	0,0	6 114,0	0
EUR Equivalent	6 114,0	0,0	0,0	6 114,0	
Total non-financial and public issuers (b)	7 625,5	124,0	0,0	7 501,5	
Total medium-term market (a)+(b)	54 249,3	761,5	- 611,1	54 896,9	

MEDIUM TERM NOTES

III.1.2. Breakdown of outstanding amounts and issues by rating* (by issuers category)

millions of units

	Outstanding amount in april 2019	Issue amount in april 2019	Matured Debt in april 2019	Outstanding amount in march 2019	Number of issuers in april 2019
Bank issuers	46 154,6	637,5	- 511,1	46 826,3	23
Class 1	150,0	0,0	0,0	150,0	0
Class 2	1 505,7	7,0	- 20,0	1 518,3	1
Class 3	36 061,9	496,1	- 265,3	36 501,7	12
Class 4	2 194,0	66,0	- 90,0	2 218,0	2
Unrated	6 242,9	68,5	- 135,9	6 438,3	8
Others financial issuers					
Excluding asset backed securities issuers	89,1	0,0	- 100,0	189,0	0
Unrated	89,1	0,0	- 100,0	189,0	0
Asset backed securities issuers	380,1	0,0	0,0	380,1	0
Class 3	380,1	0,0	0,0	380,1	0
Total financial issuers (a)	46 623,8	637,5	- 611,1	47 395,4	23

* The rating classes are defined in the methodological note related to statistical reviews.

MEDIUM TERM NOTES

III.1.2. Breakdown of outstanding amounts and issues by rating* (by issuers category) - next

millions of units

	Outstanding amount in april 2019	Issue amount in april 2019	Matured Debt in april 2019	Outstanding amount in march 2019	Number of issuers in april 2019
Non financial issuers	1 511,5	124,0	0,0	1 387,5	3
Class 2	189,0	54,0	0,0	135,0	1
Class 3	222,0	0,0	0,0	222,0	0
Unrated	1 100,5	70,0	0,0	1 030,5	2
Public issuers	6 114,0	0,0	0,0	6 114,0	0
Class 2	5 850,0	0,0	0,0	5 850,0	0
Unrated	264,0	0,0	0,0	264,0	0
Total non-financial and public issuers (b)	7 625,5	124,0	0,0	7 501,5	3
Total medium-term market (a)+(b)	54 249,3	761,5	- 611,1	54 896,9	26

* The rating classes are defined in the methodological note related to statistical publications reviews.

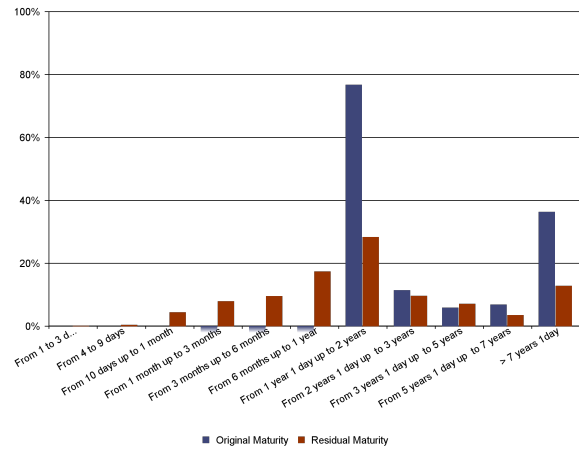
MEDIUM TERM NOTES

III.1.3. Breakdown of outstanding amounts and issues by maturity (by issuers category)

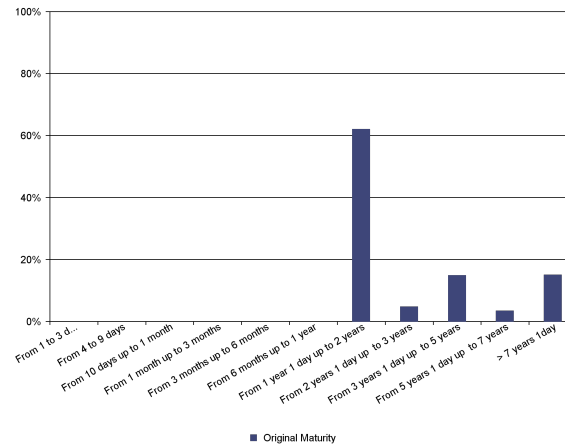
Bank issuers

all currencies

Breakdown of outstanding amounts
by original maturity and residual maturity at 30/04/2019 (in %)



Breakdown of issues by original maturity
at 30/04/2019 (in %)



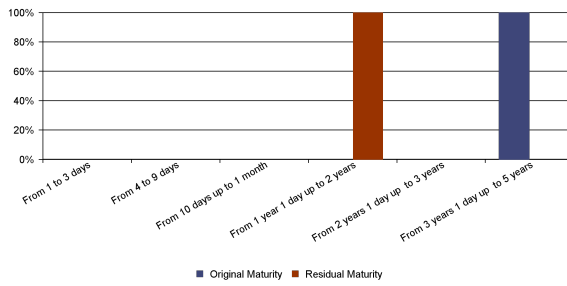
MEDIUM TERM NOTES

all currencies

**Breakdown of outstanding amounts
by original maturity and residual maturity at 30/04/2019 (in %)**

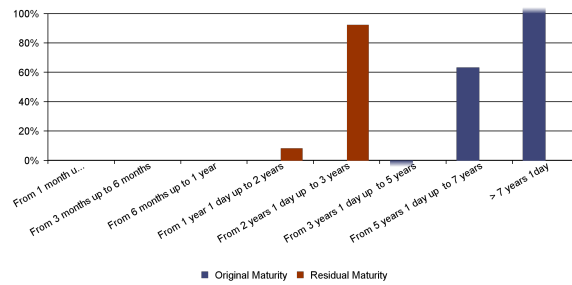
**Breakdown of issues by original maturity
at 30/04/2019 (in %)**

Excluding asset backed securities issuers



No issue

Asset backed securities issuers



No issue

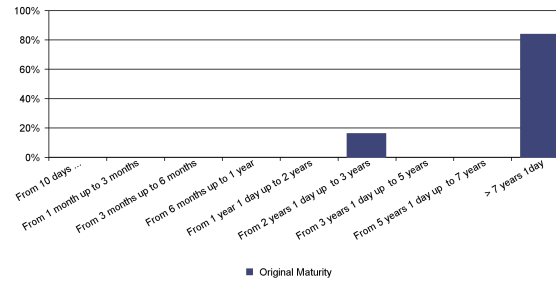
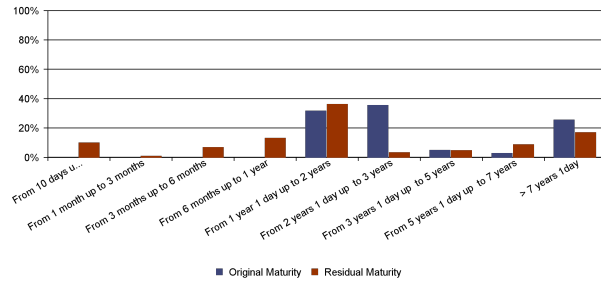
MEDIUM TERM NOTES

all currencies

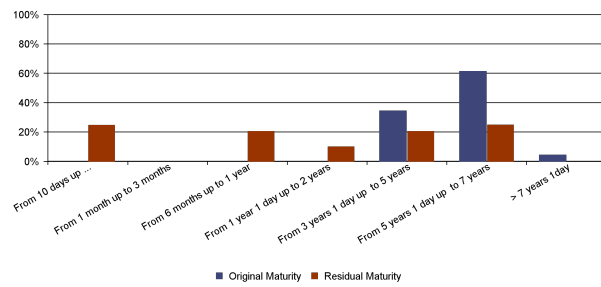
Breakdown of outstanding amounts by original maturity and residual maturity at 30/04/2019 (in %)

Breakdown of issues by original maturity at 30/04/2019 (in %)

Non financial issuers



Public issuers



No issue

MEDIUM TERM NOTES

III.1.4. Breakdown of outstanding amounts and issues by interest rate category (by issuers category)

	Financial banking issuers	Others financial issuers		Non financial issuers	Public issuers
		Excluding asset backed securities issuers	Asset backed securities issuers		
Fixed	14,3%	0,0%	0,0%	43,5%	0,0%
Structured	13,4%	0,0%	0,0%	40,3%	0,0%
Variable or adjustable	72,3%	0,0%	0,0%	16,1%	0,0%
All maturities	100,0%	0,0%	0,0%	100,0%	0,0%

MEDIUM TERM NOTES

III.2. List of issuers of Medium Term Notes at 30/04/2019 : outstanding amounts and transactions by issuers category and by geographical area

III.2.1 Bank issuers

- Residents

amounts in millions, maturity in number of days

Issuer	Issue currency	Outstanding amount in april 2019	Issue amount in april 2019	Matured Debt in april 2019	Outstanding amount in march 2019	Average original maturity of outstanding amount	Average residual maturity of outstanding amount	Average original maturity of issues
12240 - ALLIANZ BANQUE	EUR	195,0	7,0	-20,0	208,0	1 228	492	1 097
13558 - AUXIFIP	EUR	40,0	0,0	0,0	40,0	730	282	0
12548 - AXA BANQUE	EUR	1 756,0	0,0	0,0	1 881,8	2 646	1 217	0
25080 - AXA BANQUE FINANCEMENT	EUR	16,0	0,0	-20,0	36,0	958	45	0
30027 - BANQUE CIC NORD OUEST	EUR	36,2	0,0	0,0	36,2	2 175	1 509	0
30047 - BANQUE CIC OUEST	EUR	4,1	0,0	-0,2	4,3	5 153	1 265	0
10057 - BANQUE CIC SUD OUEST	EUR	143,4	0,0	0,0	143,4	3 700	292	0
13149 - BANQUE EDEL S.N.C	EUR	352,1	0,2	-27,8	379,7	716	310	733
11899 - BANQUE EUROPEENNE DU CREDIT MUTUEL	EUR	12,1	0,0	0,0	12,1	3 143	2 211	0
11808 - BANQUE FEDERATIVE DU CREDIT MUTUEL	EUR	2 405,8	16,5	-15,0	2 404,3	714	126	945

MEDIUM TERM NOTES

III.2.1 Bank issuers

- Residents

amounts in millions, maturity in number of days

Issuer	Issue currency	Outstanding amount in april 2019	Issue amount in april 2019	Matured Debt in april 2019	Outstanding amount in march 2019	Average original maturity of outstanding amount	Average residual maturity of outstanding amount	Average original maturity of issues
	USD	0,0	0,0	-125,0	125,0			0
	Equivalent_EUR	2 405,81	16,52	-126,43	2 515,55	714	126	28 330
40978 - BANQUE PALATINE	EUR	6,2	0,0	0,0	6,2	3 614	1 226	0
14707 - BANQUE POPULAIRE ALSACE LORRAINE CHAMPAGNE	EUR	166,9	1,5	-0,4	166,8	3 767	1 177	2 436
10907 - BANQUE POPULAIRE AQUITAINE CENTRE ATLANTIQUE	EUR	66,0	0,0	0,0	66,0	2 573	1 265	0
16807 - BANQUE POPULAIRE AUVERGNE RHONE ALPES	EUR	40,9	0,0	0,0	41,2	1 006	521	0
10807 - BANQUE POPULAIRE BOURGOGNE FRANCHE-COMTE	EUR	79,4	12,0	0,0	67,4	3 973	870	1 644
13507 - BANQUE POPULAIRE DU NORD	EUR	0,5	0,0	0,0	0,5	1 769	123	0
16607 - BANQUE POPULAIRE DU SUD	EUR	12,3	0,0	-0,5	12,8	3 564	1 154	0
13807 - BANQUE POPULAIRE GRAND OUEST	EUR	73,5	0,0	-20,2	93,6	1 461	999	0
14607 - BANQUE POPULAIRE MEDITERRANEE	EUR	105,0	0,0	0,0	105,0	1 571	682	0
10207 - BANQUE POPULAIRE RIVES DE PARIS	EUR	100,2	0,0	0,0	100,2	3 031	347	0

MEDIUM TERM NOTES

III.2.1 Bank issuers

- Residents

amounts in millions, maturity in number of days

Issuer	Issue currency	Outstanding amount in april 2019	Issue amount in april 2019	Matured Debt in april 2019	Outstanding amount in march 2019	Average original maturity of outstanding amount	Average residual maturity of outstanding amount	Average original maturity of issues
18707 - BANQUE POPULAIRE VAL DE FRANCE	EUR	448,4	2,9	-18,7	466,4	1 925	602	1 827
30568 - BANQUE TRANSATLANTIQUE	EUR	1,0	0,0	0,0	1,0	3 651	654	0
30004 - BNP PARIBAS	EUR	685,0	46,6	-2,7	671,2	4 127	1 830	1 096
	USD	25,9	0,0	0,0	25,9	1 156	734	0
	Equivalent_EUR	708,12	46,56	-2,7	694,23	4 030	1 794	22 526
16188 - BPCE	EUR	540,5	0,0	0,0	540,5	3 232	517	0
18359 - BPIFRANCE FINANCEMENT	EUR	399,0	0,0	0,0	399,0	1 258	655	0
	USD	335,0	0,0	0,0	335,0	731	524	0
	Equivalent_EUR	697,63	0	0	697,18	1 032	599	
10107 - BRED-BANQUE POPULAIRE	EUR	120,1	5,6	-4,0	118,5	1 185	466	1 670
	USD	2,5	0,0	0,0	2,5	1 095	272	0
	Equivalent_EUR	122,37	5,6	-4	120,77	1 183	463	82 882
30258 - BTP BANQUE	EUR	19,3	0,0	0,0	19,3	2 130	339	0
41539 - CA CONSUMER FINANCE	EUR	2 384,2	0,0	-20,0	2 449,2	870	310	0
18609 - CAISSE CENTRALE DU CREDIT IMMOBILIER DE FRANCE - 3CIF	EUR	50,0	0,0	0,0	50,0	7 305	1 832	0

MEDIUM TERM NOTES

III.2.1 Bank issuers

- Residents

Issuer	Issue currency	<i>amounts in millions, maturity in number of days</i>						
		Outstanding amount in april 2019	Issue amount in april 2019	Matured Debt in april 2019	Outstanding amount in march 2019	Average original maturity of outstanding amount	Average residual maturity of outstanding amount	Average original maturity of issues
12135 - CAISSE D'EPARGNE ET DE PREVOYANCE DE BOURGOGNE FRANCHE-COMTE	EUR	3,0	0,0	0,0	3,0	731	612	0
13135 - CAISSE D'EPARGNE ET DE PREVOYANCE DE MIDI-PYRENEES	EUR	150,0	0,0	0,0	150,0	1 096	1 028	0
16275 - CAISSE D'EPARGNE ET DE PREVOYANCE HAUTS DE FRANCE	EUR	0,0	0,0	0,0	0,0			0
14505 - CAISSE D'EPARGNE ET DE PREVOYANCE LOIRE-CENTRE	EUR	0,5	0,0	0,0	0,5	1 826	1 092	0
40031 - CAISSE DES DEPOTS ET CONSIGNATIONS	EUR	585,3	0,0	0,0	585,3	7 744	6 711	0
	USD	20,0	0,0	0,0	20,0	10 957	10 159	0
	Equivalent_EUR	603,11	0	0	603,09	7 839	6 813	
15489 - CAISSE FEDERALE DU CREDIT MUTUEL MAINE-ANJOU ET BASSE-NORMANDIE	EUR	315,7	30,0	0,0	285,7	2 200	1 138	1 552
15629 - CAISSE FEDERALE DU CREDIT MUTUEL NORD EUROPE	EUR	241,0	0,0	0,0	241,0	3 193	497	0
15519 - CAISSE FEDERALE DU CREDIT MUTUEL OCEAN	EUR	242,7	20,2	-10,5	233,1	2 290	1 164	2 552
17206 - CAISSE REGIONALE DE CREDIT AGRICOLE MUTUEL ALSACE VOSGES	EUR	51,5	0,0	0,0	51,5	2 637	1 592	0
		<i>of which subordinated medium term notes</i>	41,66	0	0	41,66		
14706 - CAISSE REGIONALE DE CREDIT AGRICOLE MUTUEL ATLANTIQUE VENDEE	EUR	507,7	0,0	-35,0	542,7	7 061	5 529	0

MEDIUM TERM NOTES

III.2.1 Bank issuers

- Residents

<i>amounts in millions, maturity in number of days</i>									
Issuer	Issue currency	Outstanding amount in april 2019	Issue amount in april 2019	Matured Debt in april 2019	Outstanding amount in march 2019	Average original maturity of outstanding amount	Average residual maturity of outstanding amount	Average original maturity of issues	
		<i>of which subordinated medium term notes</i>		0	0	0			
18706 - CAISSE REGIONALE DE CREDIT AGRICOLE MUTUEL BRIE PICARDIE	EUR	107,2	0,0	0,0	107,2	1 559	1 010	0	
17806 - CAISSE REGIONALE DE CREDIT AGRICOLE MUTUEL CENTRE-EST	EUR	332,6	0,0	0,0	332,6	5 688	1 123	0	
14806 - CAISSE REGIONALE DE CREDIT AGRICOLE MUTUEL CENTRE LOIRE	EUR	263,5	0,0	0,0	263,5	1 831	396	0	
		<i>of which subordinated medium term notes</i>		242,67	0	0	242,67		
11706 - CAISSE REGIONALE DE CREDIT AGRICOLE MUTUEL CHARENTE MARITIME DEUX SEVRES	EUR	77,4	0,2	0,0	77,4	1 861	823	1 535	
		<i>of which subordinated medium term notes</i>		57,75	0	0	57,75		
12406 - CAISSE REGIONALE DE CREDIT AGRICOLE MUTUEL CHARENTE PERIGORD	EUR	155,1	0,3	-6,5	161,3	1 701	512	2 192	
		<i>of which subordinated medium term notes</i>		0,3	0	0	0,3		
11306 - CAISSE REGIONALE DE CREDIT AGRICOLE MUTUEL D'ALPES-PROVENCE	EUR	211,3	0,0	0,0	211,4	8 716	1 651	0	
13306 - CAISSE REGIONALE DE CREDIT AGRICOLE MUTUEL D'AQUITAINE	EUR	404,1	0,0	0,0	404,1	3 421	661	0	
		<i>of which subordinated medium term notes</i>		34,05	0	0	34,05		
16806 - CAISSE REGIONALE DE CREDIT AGRICOLE MUTUEL DE CENTRE FRANCE	EUR	105,1	0,0	-0,5	105,6	8 490	7 293	0	
		<i>of which subordinated medium term notes</i>		64,17	0	0	64,17		
11006 - CAISSE REGIONALE DE CREDIT AGRICOLE MUTUEL DE CHAMPAGNE-BOURGOGNE	EUR	120,4	0,0	0,0	120,4	10 958	9 552	0	

MEDIUM TERM NOTES

III.2.1 Bank issuers

- Residents

amounts in millions, maturity in number of days

Issuer	Issue currency	Outstanding amount in april 2019	Issue amount in april 2019	Matured Debt in april 2019	Outstanding amount in march 2019	Average original maturity of outstanding amount	Average residual maturity of outstanding amount	Average original maturity of issues
<i>of which subordinated medium term notes</i>		120,36	0	0	120,36			
14006 - CAISSE REGIONALE DE CREDIT AGRICOLE MUTUEL DE LA GUADELOUPE	EUR	6,5	0,0	0,0	6,5	10 958	9 593	0
<i>of which subordinated medium term notes</i>		6	0	0	6			
17906 - CAISSE REGIONALE DE CREDIT AGRICOLE MUTUEL DE L'ANJOU ET DU MAINE	EUR	593,3	4,7	0,0	588,6	4 217	3 572	1 509
<i>of which subordinated medium term notes</i>		162,5	0	0	162,5			
16606 - CAISSE REGIONALE DE CREDIT AGRICOLE MUTUEL DE NORMANDIE	EUR	475,0	0,0	0,0	475,0	5 373	1 098	0
18206 - CAISSE REGIONALE DE CREDIT AGRICOLE MUTUEL DE PARIS ET D'ILE DE FRANCE	EUR	184,9	0,0	0,0	184,9	3 325	619	0
<i>of which subordinated medium term notes</i>		115,16	0	0	115,16			
12206 - CAISSE REGIONALE DE CREDIT AGRICOLE MUTUEL DES COTES-D'ARMOR	EUR	379,6	0,0	0,0	379,6	4 756	1 684	0
<i>of which subordinated medium term notes</i>		0	0	0				
18106 - CAISSE REGIONALE DE CREDIT AGRICOLE MUTUEL DES SAVOIE	EUR	271,0	5,0	0,0	266,0	5 422	4 116	5 479
<i>of which subordinated medium term notes</i>		198,23	0	0	198,23			
19406 - CAISSE REGIONALE DE CREDIT AGRICOLE MUTUEL DE TOURAINE ET DU POITOU	EUR	233,3	4,3	0,0	229,0	2 222	954	2 013
<i>of which subordinated medium term notes</i>		144,9	0	0	144,9			
13606 - CAISSE REGIONALE DE CREDIT AGRICOLE MUTUEL D'ILLE ET VILAINE	EUR	124,3	0,0	0,0	124,3	945	586	0
12906 - CAISSE REGIONALE DE CREDIT AGRICOLE MUTUEL DU FINISTERE	EUR	146,7	0,0	0,0	146,7	9 735	8 384	0
<i>of which subordinated medium term notes</i>		0	0	0				

MEDIUM TERM NOTES

III.2.1 Bank issuers

- Residents

amounts in millions, maturity in number of days

Issuer	Issue currency	Outstanding amount in april 2019	Issue amount in april 2019	Matured Debt in april 2019	Outstanding amount in march 2019	Average original maturity of outstanding amount	Average residual maturity of outstanding amount	Average original maturity of issues
13506 - CAISSE REGIONALE DE CREDIT AGRICOLE MUTUEL DU LANGUEDOC	EUR	60,4	0,0	0,0	60,4	10 580	9 267	0
		<i>of which subordinated medium term notes</i>	<i>56,11</i>	<i>0</i>	<i>0</i>	<i>56,11</i>		
16006 - CAISSE REGIONALE DE CREDIT AGRICOLE MUTUEL DU MORBIHAN	EUR	230,0	0,0	0,0	230,0	5 320	755	0
10206 - CAISSE REGIONALE DE CREDIT AGRICOLE MUTUEL DU NORD EST	EUR	547,0	0,0	-5,0	552,0	3 317	795	0
		<i>of which subordinated medium term notes</i>	<i>193</i>	<i>0</i>	<i>0</i>	<i>193</i>		
12506 - CAISSE REGIONALE DE CREDIT AGRICOLE MUTUEL FRANCHE-COMTE	EUR	10,2	0,0	-0,2	10,3	3 667	241	0
16706 - CAISSE REGIONALE DE CREDIT AGRICOLE MUTUEL NORD DE FRANCE	EUR	1 342,8	0,0	0,0	1 344,8	4 406	796	0
		<i>of which subordinated medium term notes</i>	<i>305</i>	<i>0</i>	<i>0</i>	<i>305</i>		
11206 - CAISSE REGIONALE DE CREDIT AGRICOLE MUTUEL NORD MIDI PYRENEES	EUR	77,9	0,0	0,0	77,9	10 958	9 546	0
		<i>of which subordinated medium term notes</i>	<i>77,93</i>	<i>0</i>	<i>0</i>	<i>77,93</i>		
18306 - CAISSE REGIONALE DE CREDIT AGRICOLE MUTUEL NORMANDIE-SEINE	EUR	85,0	0,0	-35,0	120,0	768	222	0
19106 - CAISSE REGIONALE DE CREDIT AGRICOLE MUTUEL PROVENCE COTE D'AZUR	EUR	3,3	0,0	0,0	3,3	24 414	791	0
16906 - CAISSE REGIONALE DE CREDIT AGRICOLE MUTUEL PYRENEES-GASCOGNE	EUR	250,0	0,0	0,0	250,0	2 432	829	0
17106 - CAISSE REGIONALE DE CREDIT AGRICOLE MUTUEL SUD-MEDITERRANEE	EUR	160,7	0,0	0,0	160,7	5 845	1 945	0

MEDIUM TERM NOTES

III.2.1 Bank issuers

- Residents

amounts in millions, maturity in number of days

Issuer	Issue currency	Outstanding amount in april 2019	Issue amount in april 2019	Matured Debt in april 2019	Outstanding amount in march 2019	Average original maturity of outstanding amount	Average residual maturity of outstanding amount	Average original maturity of issues
13906 - CAISSE REGIONALE DE CREDIT AGRICOLE MUTUEL SUD-RHONE-ALPES	EUR	228,8	0,0	0,0	228,8	5 245	3 310	0
			<i>0</i>	<i>0</i>	<i>0</i>			
<i>of which subordinated medium term notes</i>								
13106 - CAISSE REGIONALE DE CREDIT AGRICOLE MUTUEL TOULOUSE 31	EUR	92,3	0,0	0,0	92,3	1 233	831	0
19870 - CARREFOUR BANQUE	EUR	673,0	23,0	0,0	650,0	702	423	549
30051 - COMPAGNIE DE FINANCEMENT FONCIER	EUR	150,0	0,0	0,0	150,0	5 478	312	0
31489 - CREDIT AGRICOLE CORPORATE AND INVESTMENT BANK	EUR	1 096,0	0,0	0,0	1 096,0	3 513	1 013	0
16850 - CREDIT AGRICOLE LEASING & FACTORING SA	EUR	200,0	0,0	0,0	200,0	731	369	0
30006 - CREDIT AGRICOLE S.A.	EUR	48,0	0,0	0,0	48,0	8 218	3 019	0
42559 - CREDIT COOPERATIF	EUR	517,3	0,2	-19,1	536,4	3 318	646	2 557
30076 - CREDIT DU NORD	EUR	4 319,7	7,8	0,0	4 312,6	1 494	366	3 653
15149 - CREDIT FONCIER ET COMMUNAL D'ALSACE et de LORRAINE-BANQUE	EUR	30,0	0,0	0,0	30,0	3 653	350	0

MEDIUM TERM NOTES

III.2.1 Bank issuers

- Residents

amounts in millions, maturity in number of days

Issuer	Issue currency	Outstanding amount in april 2019	Issue amount in april 2019	Matured Debt in april 2019	Outstanding amount in march 2019	Average original maturity of outstanding amount	Average residual maturity of outstanding amount	Average original maturity of issues
30066 - CREDIT INDUSTRIEL ET COMMERCIAL	EUR	809,2	0,0	0,0	1 014,2	760	84	0
30002 - CREDIT LYONNAIS	EUR	2 678,9	0,0	0,0	2 678,9	1 036	532	0
15208 - CREDIT MUNICIPAL DE PARIS	EUR	10,0	0,0	0,0	10,0	3 652	1 693	0
15589 - CREDIT MUTUEL ARKEA	EUR	132,5	3,0	0,0	129,5	4 567	1 709	1 096
17290 - DEXIA CREDIT LOCAL	EUR	80,0	0,0	0,0	80,0	5 478	290	0
16000 - DIAC SA	EUR	0,0	0,0	-65,0	65,0			0
42529 - EDMOND DE ROTHSCHILD (FRANCE)	EUR	67,0	0,0	0,0	67,0	953	306	0
19169 - FINAMUR	EUR	40,0	0,0	0,0	40,0	730	282	0
719807406 - FRANFINANCE	EUR	5,0	0,0	0,0	5,0	731	503	0
30056 - HSBC FRANCE	EUR	80,0	0,0	0,0	80,0	8 971	3 752	0

MEDIUM TERM NOTES

III.2.1 Bank issuers

- Residents

amounts in millions, maturity in number of days

Issuer	Issue currency	Outstanding amount in april 2019	Issue amount in april 2019	Matured Debt in april 2019	Outstanding amount in march 2019	Average original maturity of outstanding amount	Average residual maturity of outstanding amount	Average original maturity of issues
13150 - LIXXBAIL	EUR	40,0	0,0	0,0	40,0	730	282	0
10096 - LYONNAISE DE BANQUE	EUR	0,4	0,0	0,0	0,4	1 095	654	0
30007 - NATIXIS	EUR	563,2	0,0	0,0	649,5	4 213	1 576	0
12869 - ONEY BANK	EUR	490,0	0,0	0,0	490,0	965	555	0
18370 - ORANGE BANK	EUR	308,8	35,0	-48,6	322,3	849	468	654
14749 - PSA BANQUE FRANCE	EUR	275,0	0,0	0,0	275,0	821	566	0
13369 - ROTHSCHILD MARTIN MAUREL	EUR	1,5	0,0	0,0	1,5	1 095	289	0
30003 - SOCIETE GENERALE	EUR	13 121,5	360,0	0,0	13 061,5	1 815	1 073	1 007
12280 - SOCRAM BANQUE	EUR	128,0	43,0	-25,0	110,0	704	240	655
18280 - UNIFERGIE - Union pour le Financement des Economies d'Energie	EUR	40,0	0,0	0,0	40,0	730	282	0

MEDIUM TERM NOTES

III.2.1 Bank issuers

- Residents

amounts in millions, maturity in number of days

Issuer	Issue currency	Outstanding amount in april 2019	Issue amount in april 2019	Matured Debt in april 2019	Outstanding amount in march 2019	Average original maturity of outstanding amount	Average residual maturity of outstanding amount	Average original maturity of issues
Total Residents	Equivalent_EUR	45 882,2	628,6	-524,7	46 562,9	2 361	1 076	1133
	<i>of which subordinated medium term notes</i>	<i>2 004,2</i>	<i>0,0</i>	<i>- 5,0</i>	<i>2 011,2</i>			

- Non residents located outside the Euro area

amounts in millions, maturity in number of days

Issuer	Issue currency	Outstanding amount in april 2019	Issue amount in april 2019	Matured Debt in april 2019	Outstanding amount in march 2019	Average original maturity of outstanding amount	Average residual maturity of outstanding amount	Average original maturity of issues
18769 - BANK OF CHINA LIMITED Paris Branch	USD	15,0	0,0	0,0	15,0	1 826	1 196	0
	Equivalent_EUR	13,37	0	0	13,35	1 826	1 196	
17499 - BANQUE CALEDONIENNE D INVESTISSEMENT	EUR	245,6	0,0	0,0	245,6	1 154	680	0
	USD	15,0	10,0	0,0	5,0	368	330	369
	Equivalent_EUR	258,96	8,91	0	250,04	1 114	662	2 466
	<i>of which secured medium term notes</i>	<i>70</i>	<i>0</i>	<i>0</i>	<i>70</i>			
Total Non residents located outside the Euro area	Equivalent_EUR	272,3	10,0	0,0	263,4	1 149	688	369
	<i>of which secured medium term notes</i>	<i>70,0</i>	<i>0,0</i>	<i>0,0</i>	<i>70,0</i>			

MEDIUM TERM NOTES

III.2.2 Others financial issuers excluding asset backed securities issuers

- Residents

amounts in millions, maturity in number of days

Issuer	Issue currency	Outstanding amount in april 2019	Issue amount in april 2019	Matured Debt in april 2019	Outstanding amount in march 2019	Average original maturity of outstanding amount	Average residual maturity of outstanding amount	Average original maturity of issues
342040268 - EXANE	EUR	0,0	0,0	-100,0	100,0			
342040268 - EXANE	USD	100,0	0,0	0,0	100,0	1 096	461	
	Equivalent_EUR	89,14	0	-100	189,01	1 096	461	
Total Residents	Equivalent_EUR	89,1	0,0	-100,0	189,0	1 096	461	

MEDIUM TERM NOTES

III.2.3 Others financial issuers

- Residents

amounts in millions, maturity in number of days

Issuer	Issue currency	Outstanding amount in april 2019	Issue amount in april 2019	Matured Debt in april 2019	Outstanding amount in march 2019	Average original maturity of outstanding amount	Average residual maturity of outstanding amount	Average original maturity of issues
790212534 - NATIXIS LOAN FUNDING	EUR	380,1	0,0	0,0	380,1	2 513	785	0
Total Residents	Equivalent_EUR	380,1	0,0	0,0	380,1	2 513	785	0

MEDIUM TERM NOTES

III.2.4 Non financial issuers

- Residents

amounts in millions, maturity in number of days

Issuer	Issue currency	Outstanding amount in april 2019	Issue amount in april 2019	Matured Debt in april 2019	Outstanding amount in march 2019	Average original maturity of outstanding amount	Average residual maturity of outstanding amount	Average original maturity of issues
323623603 - ATOS SE	EUR	130,0	50,0	0,0	80,0	1 433	1 238	2 557
470801168 - CDC HABITAT	EUR	189,0	54,0	0,0	135,0	3 830	3 723	3 598
364800060 - COVIVIO	EUR	197,0	0,0	0,0	197,0	453	58	0
451428049 - CREDIT AGRICOLE CIB FINANCIAL SOLUTIONS	EUR	95,0	0,0	0,0	95,0	2 988	2 897	0
709802094 - EIFFAGE	EUR	66,3	0,0	0,0	66,3	729	655	0
542088067 - FROMAGERIES BEL SA	EUR	50,0	0,0	0,0	50,0	1 417	1 249	0
320366446 - LAGARDERE SCA	EUR	18,7	0,0	0,0	18,7	730	106	0
562082909 - SAFRAN	EUR	145,0	0,0	0,0	145,0	732	341	0
300349636 - SEB S.A.	EUR	241,5	20,0	0,0	221,5	1 427	1 368	731
326820065 - SOPRA STERIA GROUP	EUR	99,0	0,0	0,0	99,0	1 003	566	0
682024096 - UNIBAIL- RODAMCO SE	EUR	222,0	0,0	0,0	222,0	731	364	0
Total Residents	Equivalent_EUR	1 453,5	124,0	0,0	1 329,5	1 464	1 222	2 716

- Non residents located in Euro area (excluding France)

amounts in millions, maturity in number of days

Issuer	Issue currency	Outstanding amount in april 2019	Issue amount in april 2019	Matured Debt in april 2019	Outstanding amount in march 2019	Average original maturity of outstanding amount	Average residual maturity of outstanding amount	Average original maturity of issues
481749802 - ECONOCOM GROUP SE	EUR	58,0	0,0	0,0	58,0	711	265	0
Total Non residents located in Euro area (excluding France)	Equivalent_EUR	58,0	0,0	0,0	58,0	711	265	0

MEDIUM TERM NOTES

III.2.5 Public issuers

- Residents

amounts in millions, maturity in number of days

Issuer	Issue currency	Outstanding amount in april 2019	Issue amount in april 2019	Matured Debt in april 2019	Outstanding amount in march 2019	Average original maturity of outstanding amount	Average residual maturity of outstanding amount	Average original maturity of issues
180020174 - CAISSE D'AMORTISSEMENT DE LA DETTE	EUR	264,0	0,0	0,0	264,0	4 929	2 381	0
775671878 - UNEDIC	EUR	5 850,0	0,0	0,0	5 850,0	1 892	806	0
Total Residents	Equivalent_EUR	6 114,0	0,0	0,0	6 114,0	2 023	874	0