

MEDIUM TERM NOTES

III. Medium Term Notes in august 2018

III.1. Overview

- III.1.1. Breakdown of outstanding amounts and issues by issue's currency (by issuers category)
- III.1.2. Breakdown of outstanding amounts and issues by rating (by issuers category)
- III.1.3. Breakdown of outstanding amounts and issues by maturity (by issuers category)
- III.1.4. Breakdown of outstanding amounts and issues by interest rate category (by issuers category)

III.2. List of issuers of Medium Term Notes at 31/08/2018 : outstanding amounts and transactions by issuers category and by geographical area

MEDIUM TERM NOTES

III.1. Overview

III.1.1. Breakdown of outstanding amounts and issues by issue's currency (by issuers category)

millions of units

	Outstanding amount in august 2018	Issue amount in august 2018	Matured Debt in august 2018	Outstanding amount in july 2018	Number of issuers in august 2018
Bank issuers					
EUR	48 640,6	2 655,3	- 366,6	47 985,9	12
USD	174,9	0,0	- 0,4	175,3	0
EUR Equivalent	48 790,7	2 655,3	- 366,9	48 135,2	
Others financial issuers					
Excluding asset backed securities issuers					
EUR	100,0	0,0	0,0	100,0	0
USD	100,0	0,0	0,0	100,0	0
EUR Equivalent	185,8	0,0	0,0	185,2	
Asset backed securities issuers					
EUR	380,1	0,0	0,0	380,1	0
EUR Equivalent	380,1	0,0	0,0	380,1	
Total financial issuers (a)	49 356,7	2 655,3	- 366,9	48 700,5	

MEDIUM TERM NOTES

III.1.1 Breakdown of outstanding amounts and issues by issue's currency (by issuers category) - next

millions of units

	Outstanding amount in august 2018	Issue amount in august 2018	Matured Debt in august 2018	Outstanding amount in july 2018	Number of issuers in august 2018
Non financial issuers					
EUR	816,7	0,0	0,0	816,7	0
EUR Equivalent	816,7	0,0	0,0	816,7	
Public issuers					
EUR	6 214,0	0,0	0,0	6 214,0	0
EUR Equivalent	6 214,0	0,0	0,0	6 214,0	
Total non-financial and public issuers (b)	7 030,7	0,0	0,0	7 030,7	
Total medium-term market (a)+(b)	56 387,4	2 655,3	- 366,9	55 731,2	

MEDIUM TERM NOTES

III.1.2. Breakdown of outstanding amounts and issues by rating* (by issuers category)

millions of units

	Outstanding amount in august 2018	Issue amount in august 2018	Matured Debt in august 2018	Outstanding amount in july 2018	Number of issuers in august 2018
Bank issuers	48 790,7	2 655,3	- 366,9	48 135,2	12
Class 1	150,0	0,0	0,0	150,0	0
Class 2	1 090,2	0,0	0,0	1 090,0	0
Class 3	38 780,5	2 617,8	- 125,1	37 868,4	7
Class 4	2 197,0	0,0	0,0	2 197,0	0
Unrated	6 573,1	37,6	- 241,7	6 829,8	5
Others financial issuers					
Excluding asset backed securities issuers	185,8	0,0	0,0	185,2	0
Unrated	185,8	0,0	0,0	185,2	0
Asset backed securities issuers	380,1	0,0	0,0	380,1	0
Class 3	380,1	0,0	0,0	380,1	0
Total financial issuers (a)	49 356,7	2 655,3	- 366,9	48 700,5	12

* The rating classes are defined in the methodological note related to statistical reviews.

MEDIUM TERM NOTES

III.1.2. Breakdown of outstanding amounts and issues by rating* (by issuers category) - next

millions of units

	Outstanding amount in august 2018	Issue amount in august 2018	Matured Debt in august 2018	Outstanding amount in july 2018	Number of issuers in august 2018
Non financial issuers	816,7	0,0	0,0	816,7	0
Class 3	222,0	0,0	0,0	222,0	0
Unrated	594,7	0,0	0,0	594,7	0
Public issuers	6 214,0	0,0	0,0	6 214,0	0
Class 2	5 950,0	0,0	0,0	5 950,0	0
Unrated	264,0	0,0	0,0	264,0	0
Total non-financial and public issuers (b)	7 030,7	0,0	0,0	7 030,7	0
Total medium-term market (a)+(b)	56 387,4	2 655,3	- 366,9	55 731,2	12

* The rating classes are defined in the methodological note related to statistical publications reviews.

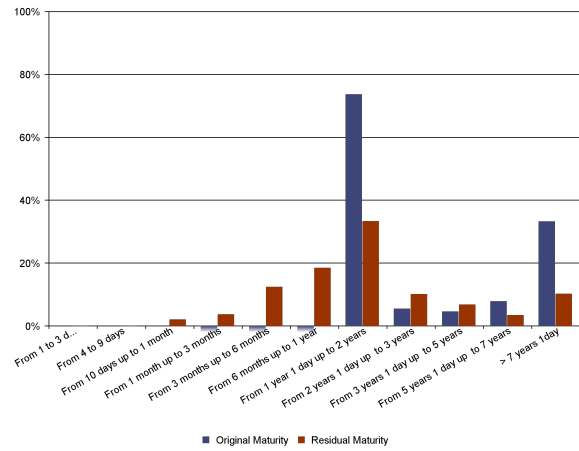
MEDIUM TERM NOTES

III.1.3. Breakdown of outstanding amounts and issues by maturity (by issuers category)

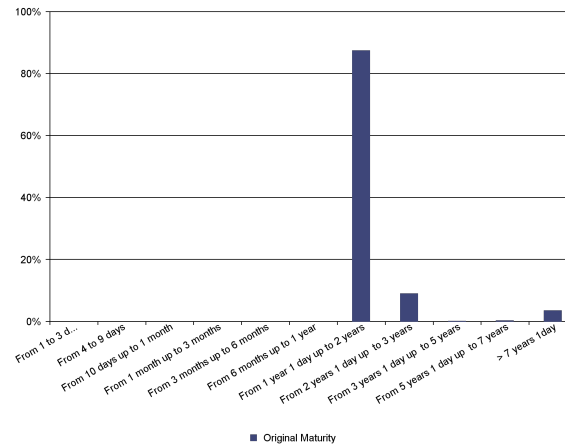
Bank issuers

all currencies

Breakdown of outstanding amounts
by original maturity and residual maturity at 31/08/2018 (in %)



Breakdown of issues by original maturity
at 31/08/2018 (in %)



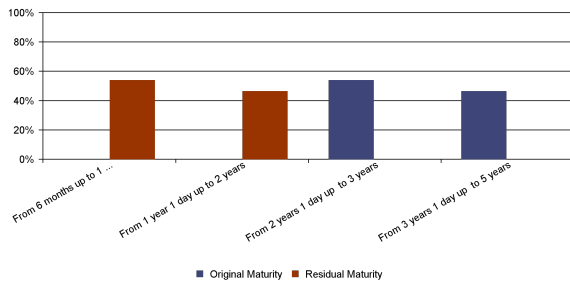
MEDIUM TERM NOTES

all currencies

**Breakdown of outstanding amounts
by original maturity and residual maturity at 31/08/2018 (in %)**

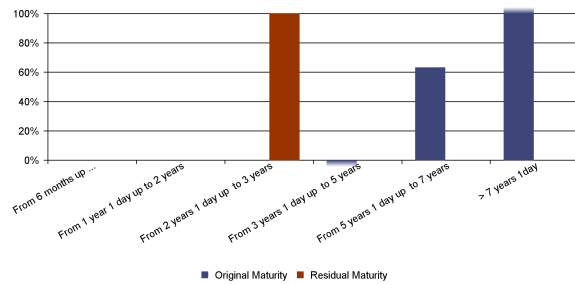
**Breakdown of issues by original maturity
at 31/08/2018 (in %)**

Excluding asset backed securities issuers



No issue

Asset backed securities issuers



No issue

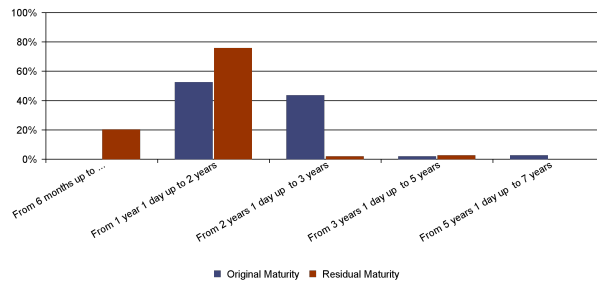
MEDIUM TERM NOTES

all currencies

**Breakdown of outstanding amounts
by original maturity and residual maturity at 31/08/2018 (in %)**

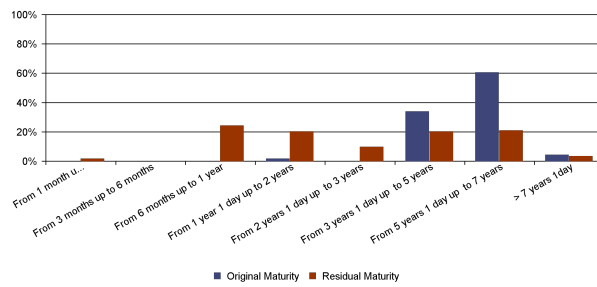
**Breakdown of issues by original maturity
at 31/08/2018 (in %)**

Non financial issuers



No issue

Public issuers



No issue

MEDIUM TERM NOTES

III.1.4. Breakdown of outstanding amounts and issues by interest rate category (by issuers category)

	Financial banking issuers	Others financial issuers		Non financial issuers	Public issuers
		Excluding asset backed securities issuers	Asset backed securities issuers		
Fixed	0,4%	0,0%	0,0%	0,0%	0,0%
Structured	3,6%	0,0%	0,0%	0,0%	0,0%
Variable or adjustable	96,1%	0,0%	0,0%	0,0%	0,0%
All maturities	100,0%	0,0%	0,0%	0,0%	0,0%

MEDIUM TERM NOTES

III.2. List of issuers of Medium Term Notes at 31/08/2018 : outstanding amounts and transactions by issuers category and by geographical area

III.2.1 Bank issuers

- Residents

amounts in millions, maturity in number of days

Issuer	Issue currency	Outstanding amount in august 2018	Issue amount in august 2018	Matured Debt in august 2018	Outstanding amount in july 2018	Average original maturity of outstanding amount	Average residual maturity of outstanding amount	Average original maturity of issues
ALLIANZ BANQUE	EUR	247,0	0,0	0,0	247,0	1 167	446	0
ARKEA BANQUE ENTREPRISES ET INSTITUTIONNELS	EUR	0,0	0,0	0,0	0,0			0
AUXIFIP	EUR	40,0	0,0	0,0	40,0	730	524	0
AXA BANQUE	EUR	1 913,1	0,0	-186,0	2 148,5	2 630	1 478	0
AXA BANQUE FINANCEMENT	EUR	36,0	0,0	-25,0	61,0	831	251	0
BANQUE CIC NORD OUEST	EUR	25,2	0,3	0,0	24,9	2 003	1 351	1 458
BANQUE CIC OUEST	EUR	4,1	0,0	0,0	4,1	5 254	1 414	0
BANQUE CIC SUD OUEST	EUR	161,5	0,0	0,0	161,5	3 643	492	0
BANQUE EDEL S.N.C	EUR	391,5	15,0	-9,8	386,3	670	370	729
BANQUE EUROPEENNE DU CREDIT MUTUEL	EUR	3,5	0,0	0,0	3,5	3 547	953	0

MEDIUM TERM NOTES

III.2.1 Bank issuers

- Residents

amounts in millions, maturity in number of days

Issuer	Issue currency	Outstanding amount in august 2018	Issue amount in august 2018	Matured Debt in august 2018	Outstanding amount in july 2018	Average original maturity of outstanding amount	Average residual maturity of outstanding amount	Average original maturity of issues
BANQUE FEDERATIVE DU CREDIT MUTUEL	EUR	3 204,2	0,0	0,0	3 254,2	669	308	0
	USD	125,0	0,0	0,0	125,0	368	227	0
	Equivalent_EUR	3 311,48	0	0	3 360,7	659	306	
BANQUE PALATINE	EUR	16,2	0,0	0,0	16,2	1 831	666	0
BANQUE POPULAIRE ALSACE LORRAINE CHAMPAGNE	EUR	161,6	2,8	0,0	158,9	3 741	1 197	2 883
BANQUE POPULAIRE AQUITAINE CENTRE ATLANTIQUE	EUR	66,0	0,0	0,0	66,0	2 573	1 507	0
BANQUE POPULAIRE AUVERGNE RHONE ALPES	EUR	42,0	0,0	0,0	42,0	4 595	778	0
BANQUE POPULAIRE BOURGOGNE FRANCHE-COMTE	EUR	70,4	0,0	0,0	70,4	4 270	923	0
BANQUE POPULAIRE DU NORD	EUR	1,5	0,0	0,0	1,5	1 305	126	0
BANQUE POPULAIRE DU SUD	EUR	12,8	0,0	0,0	12,8	3 554	1 352	0
BANQUE POPULAIRE GRAND OUEST	EUR	131,7	3,0	0,0	128,7	746	444	1 826
BANQUE POPULAIRE MEDITERRANEE	EUR	105,0	0,0	-0,4	105,4	1 571	924	0

MEDIUM TERM NOTES

III.2.1 Bank issuers

- Residents

amounts in millions, maturity in number of days

Issuer	Issue currency	Outstanding amount in august 2018	Issue amount in august 2018	Matured Debt in august 2018	Outstanding amount in july 2018	Average original maturity of outstanding amount	Average residual maturity of outstanding amount	Average original maturity of issues
BANQUE POPULAIRE RIVES DE PARIS	EUR	370,2	0,0	0,0	370,2	1 089	214	0
BANQUE POPULAIRE VAL DE FRANCE	EUR	626,9	4,3	-20,6	646,4	1 555	612	1 504
BANQUE TRANSATLANTIQUE	EUR	1,0	0,0	0,0	1,0	3 651	896	0
BNP PARIBAS	EUR	533,2	0,0	-19,3	552,5	4 921	2 105	0
	USD	12,4	0,0	0,0	12,4	1 620	1 207	0
	Equivalent_EUR	543,86	0	-19,31	563,09	4 856	2 087	
BPCE	EUR	660,0	0,0	0,0	660,0	3 176	631	0
BPIFRANCE FINANCEMENT	EUR	399,0	0,0	0,0	399,0	1 258	897	0
BRED-BANQUE POPULAIRE	EUR	99,2	0,0	-0,2	99,4	1 303	631	0
	USD	2,5	0,0	0,0	2,5	1 095	514	0
	Equivalent_EUR	101,36	0	-0,2	101,55	1 299	629	
BTP BANQUE	EUR	22,9	0,0	0,0	22,9	1 858	567	0
CA CONSUMER FINANCE	EUR	3 107,5	120,0	-7,0	2 994,5	870	348	731
CAISSE CENTRALE DU CREDIT IMMOBILIER DE FRANCE - 3CIF	EUR	50,0	0,0	0,0	50,0	7 305	2 074	0

MEDIUM TERM NOTES

III.2.1 Bank issuers

- Residents

amounts in millions, maturity in number of days

Issuer	Issue currency	Outstanding amount in august 2018	Issue amount in august 2018	Matured Debt in august 2018	Outstanding amount in july 2018	Average original maturity of outstanding amount	Average residual maturity of outstanding amount	Average original maturity of issues
CAISSE D'EPARGNE ET DE PREVOYANCE HAUTS DE FRANCE	EUR	0,0	0,0	0,0	0,0			0
CAISSE D'EPARGNE ET DE PREVOYANCE LOIRE-CENTRE	EUR	0,5	0,0	0,0	0,5	1 826	1 334	0
CAISSE DES DEPOTS ET CONSIGNATIONS	EUR	386,8	0,0	0,0	386,8	8 362	7 073	0
	USD	20,0	0,0	0,0	20,0	10 957	10 401	0
	Equivalent_EUR	403,95	0	0	403,83	8 473	7 215	
CAISSE FEDERALE DU CREDIT MUTUEL MAINE-ANJOU ET BASSE-NORMANDIE	EUR	284,8	0,0	0,0	284,8	2 186	1 088	0
CAISSE FEDERALE DU CREDIT MUTUEL NORD EUROPE	EUR	241,0	0,0	0,0	241,0	3 193	739	0
CAISSE FEDERALE DU CREDIT MUTUEL OCEAN	EUR	306,7	0,0	0,0	306,7	2 063	537	0
CAISSE REGIONALE DE CREDIT AGRICOLE MUTUEL ALSACE VOSGES	EUR	41,7	0,0	0,0	41,7	2 653	1 630	0
<i>of which subordinated medium term notes</i>		<i>41,66</i>	<i>0</i>	<i>0</i>	<i>41,66</i>			
CAISSE REGIONALE DE CREDIT AGRICOLE MUTUEL ATLANTIQUE VENDEE	EUR	552,3	0,0	0,0	552,3	6 543	5 321	0
<i>of which subordinated medium term notes</i>			<i>0</i>	<i>0</i>				
CAISSE REGIONALE DE CREDIT AGRICOLE MUTUEL BRIE PICARDIE	EUR	84,4	0,0	0,0	84,4	1 455	675	0
CAISSE REGIONALE DE CREDIT AGRICOLE MUTUEL CENTRE-EST	EUR	332,6	0,0	0,0	332,6	5 688	1 364	0

MEDIUM TERM NOTES

III.2.1 Bank issuers

- Residents

amounts in millions, maturity in number of days

Issuer	Issue currency	Outstanding amount in august 2018	Issue amount in august 2018	Matured Debt in august 2018	Outstanding amount in july 2018	Average original maturity of outstanding amount	Average residual maturity of outstanding amount	Average original maturity of issues
CAISSE REGIONALE DE CREDIT AGRICOLE MUTUEL CENTRE LOIRE	EUR	262,0	0,0	0,0	262,0	2 192	627	0
<i>of which subordinated medium term notes</i>		<i>242,97</i>	<i>0</i>	<i>0</i>	<i>242,97</i>			
CAISSE REGIONALE DE CREDIT AGRICOLE MUTUEL CHARENTE MARITIME DEUX SEVRES	EUR	65,4	0,0	0,0	65,4	1 860	902	0
<i>of which subordinated medium term notes</i>		<i>57,75</i>	<i>0</i>	<i>0</i>	<i>57,75</i>			
CAISSE REGIONALE DE CREDIT AGRICOLE MUTUEL CHARENTE PERIGORD	EUR	236,1	0,0	0,0	236,1	1 336	552	0
CAISSE REGIONALE DE CREDIT AGRICOLE MUTUEL D'ALPES-PROVENCE	EUR	211,9	0,0	0,0	212,0	8 692	1 888	0
CAISSE REGIONALE DE CREDIT AGRICOLE MUTUEL D'AQUITAINE	EUR	408,1	0,0	0,0	408,1	3 790	596	0
<i>of which subordinated medium term notes</i>		<i>34,05</i>	<i>0</i>	<i>0</i>	<i>34,05</i>			
CAISSE REGIONALE DE CREDIT AGRICOLE MUTUEL DE CENTRE FRANCE	EUR	110,4	0,0	-0,3	110,7	8 082	7 084	0
<i>of which subordinated medium term notes</i>		<i>65,69</i>	<i>0</i>	<i>0</i>	<i>65,69</i>			
CAISSE REGIONALE DE CREDIT AGRICOLE MUTUEL DE CHAMPAGNE-BOURGOGNE	EUR	120,4	0,0	0,0	120,4	10 958	9 794	0
<i>of which subordinated medium term notes</i>		<i>120,36</i>	<i>0</i>	<i>0</i>	<i>120,36</i>			
CAISSE REGIONALE DE CREDIT AGRICOLE MUTUEL DE LA GUADELOUPE	EUR	6,5	0,0	0,0	6,5	10 958	9 835	0
<i>of which subordinated medium term notes</i>		<i>6</i>	<i>0</i>	<i>0</i>	<i>6</i>			
CAISSE REGIONALE DE CREDIT AGRICOLE MUTUEL DE L'ANJOU ET DU MAINE	EUR	525,7	0,0	0,0	525,7	4 498	3 931	0
<i>of which subordinated medium term notes</i>		<i>162,5</i>	<i>0</i>	<i>0</i>	<i>162,5</i>			

MEDIUM TERM NOTES

III.2.1 Bank issuers

- Residents

amounts in millions, maturity in number of days

Issuer	Issue currency	Outstanding amount in august 2018	Issue amount in august 2018	Matured Debt in august 2018	Outstanding amount in july 2018	Average original maturity of outstanding amount	Average residual maturity of outstanding amount	Average original maturity of issues
CAISSE REGIONALE DE CREDIT AGRICOLE MUTUEL DE NORMANDIE	EUR	525,0	0,0	-25,0	550,0	5 209	1 217	0
CAISSE REGIONALE DE CREDIT AGRICOLE MUTUEL DE PARIS ET D'ILE DE FRANCE	EUR	184,8	0,0	0,0	184,8	3 380	861	0
<i>of which subordinated medium term notes</i>		115,16	0	0	115,16			
CAISSE REGIONALE DE CREDIT AGRICOLE MUTUEL DES COTES-D'ARMOR	EUR	449,5	0,0	0,0	449,5	4 470	1 513	0
<i>of which subordinated medium term notes</i>		0	0	0				
CAISSE REGIONALE DE CREDIT AGRICOLE MUTUEL DES SAVOIE	EUR	259,6	0,0	0,0	259,6	5 413	4 294	0
<i>of which subordinated medium term notes</i>		199,58	0	0	199,58			
CAISSE REGIONALE DE CREDIT AGRICOLE MUTUEL DE TOURAINE ET DU POITOU	EUR	217,7	0,0	0,0	217,7	1 884	781	0
<i>of which subordinated medium term notes</i>		176,32	0	0	176,32			
CAISSE REGIONALE DE CREDIT AGRICOLE MUTUEL D'ILLE ET VILAINE	EUR	99,3	10,0	0,0	89,3	815	624	915
CAISSE REGIONALE DE CREDIT AGRICOLE MUTUEL DU FINISTERE	EUR	139,3	0,0	0,0	139,3	9 680	8 483	0
<i>of which subordinated medium term notes</i>		0	0	0				
CAISSE REGIONALE DE CREDIT AGRICOLE MUTUEL DU LANGUEDOC	EUR	56,1	0,0	0,0	56,1	10 958	9 800	0
<i>of which subordinated medium term notes</i>		56,11	0	0	56,11			
CAISSE REGIONALE DE CREDIT AGRICOLE MUTUEL DU MORBIHAN	EUR	230,0	0,0	0,0	230,0	5 320	997	0
CAISSE REGIONALE DE CREDIT AGRICOLE MUTUEL DU NORD EST	EUR	506,5	0,0	0,0	506,5	3 612	920	0
<i>of which subordinated medium term notes</i>		193	0	0	193			

MEDIUM TERM NOTES

III.2.1 Bank issuers

- Residents

amounts in millions, maturity in number of days

Issuer	Issue currency	Outstanding amount in august 2018	Issue amount in august 2018	Matured Debt in august 2018	Outstanding amount in july 2018	Average original maturity of outstanding amount	Average residual maturity of outstanding amount	Average original maturity of issues
CAISSE REGIONALE DE CREDIT AGRICOLE MUTUEL FRANCHE-COMTE	EUR	10,3	0,0	0,0	10,3	3 667	479	0
CAISSE REGIONALE DE CREDIT AGRICOLE MUTUEL NORD DE FRANCE	EUR	1 437,5	0,0	0,0	1 437,5	4 351	874	0
<i>of which subordinated medium term notes</i>		355	0	0	355			
CAISSE REGIONALE DE CREDIT AGRICOLE MUTUEL NORD MIDI PYRENEES	EUR	77,9	0,0	0,0	77,9	10 958	9 788	0
<i>of which subordinated medium term notes</i>		77,93	0	0	77,93			
CAISSE REGIONALE DE CREDIT AGRICOLE MUTUEL NORMANDIE-SEINE	EUR	274,5	0,0	0,0	274,5	619	240	0
CAISSE REGIONALE DE CREDIT AGRICOLE MUTUEL PROVENCE COTE D'AZUR	EUR	103,3	0,0	0,0	103,3	1 485	593	0
CAISSE REGIONALE DE CREDIT AGRICOLE MUTUEL PYRENEES-GASCOGNE	EUR	298,0	15,0	0,0	283,0	1 910	598	915
CAISSE REGIONALE DE CREDIT AGRICOLE MUTUEL SUD-MEDITERRANEE	EUR	158,6	0,0	0,0	158,6	5 778	2 069	0
CAISSE REGIONALE DE CREDIT AGRICOLE MUTUEL SUD-RHONE-ALPES	EUR	230,0	0,0	0,0	230,0	5 072	3 351	0
<i>of which subordinated medium term notes</i>			0	0				
CAISSE REGIONALE DE CREDIT AGRICOLE MUTUEL TOULOUSE 31	EUR	103,1	0,0	0,0	103,1	932	396	0
CARREFOUR BANQUE	EUR	500,0	0,0	0,0	500,0	784	237	0

MEDIUM TERM NOTES

III.2.1 Bank issuers

- Residents

amounts in millions, maturity in number of days

Issuer	Issue currency	Outstanding amount in august 2018	Issue amount in august 2018	Matured Debt in august 2018	Outstanding amount in july 2018	Average original maturity of outstanding amount	Average residual maturity of outstanding amount	Average original maturity of issues
COMPAGNIE DE FINANCEMENT FONCIER	EUR	150,0	0,0	0,0	150,0	5 478	554	0
CREDIT AGRICOLE CORPORATE AND INVESTMENT BANK	EUR	1 096,5	0,0	0,0	1 096,5	3 561	1 254	0
CREDIT AGRICOLE LEASING & FACTORING SA	EUR	157,0	0,0	0,0	157,0	730	551	0
CREDIT AGRICOLE S.A.	EUR	90,5	0,0	0,0	90,5	6 195	1 794	0
CREDIT COOPERATIF	EUR	553,5	0,0	0,0	553,5	3 253	841	0
CREDIT DU NORD	EUR	5 773,7	0,0	-8,0	5 787,4	1 382	398	0
	USD	0,0	0,0	-0,4	0,4			0
	Equivalent_EUR	5 773,69	0	-8,31	5 787,72	1 382	398	
CREDIT FONCIER ET COMMUNAL D' ALSACE ET DE LORRAINE - SCF	EUR	30,0	0,0	0,0	30,0	3 653	592	0
CREDIT INDUSTRIEL ET COMMERCIAL	EUR	1 341,5	0,0	0,0	1 341,5	723	281	0
CREDIT LYONNAIS	EUR	3 009,3	80,0	0,0	2 929,3	1 036	492	731
CREDIT MUNICIPAL DE PARIS	EUR	40,0	0,0	0,0	40,0	2 283	628	0

MEDIUM TERM NOTES

III.2.1 Bank issuers

- Residents

amounts in millions, maturity in number of days

Issuer	Issue currency	Outstanding amount in august 2018	Issue amount in august 2018	Matured Debt in august 2018	Outstanding amount in july 2018	Average original maturity of outstanding amount	Average residual maturity of outstanding amount	Average original maturity of issues
CREDIT MUTUEL ARKEA	EUR	135,7	0,0	0,0	135,7	4 533	1 770	0
DEXIA CREDIT LOCAL	EUR	80,0	0,0	0,0	80,0	5 478	532	0
DIAC SA	EUR	65,0	0,0	0,0	65,0	731	237	0
EDMOND DE ROTHSCHILD (FRANCE)	EUR	70,0	0,0	0,0	70,0	944	525	0
FINAMUR	EUR	40,0	0,0	0,0	40,0	730	524	0
FRANFINANCE	EUR	5,0	0,0	-5,0	10,0	730	19	0
HSBC FRANCE	EUR	80,2	0,0	0,0	80,2	8 951	3 984	0
LIXXBAIL	EUR	40,0	0,0	0,0	40,0	730	524	0
LYONNAISE DE BANQUE	EUR	0,4	0,0	0,0	0,4	1 095	896	0
NATIXIS	EUR	663,0	60,0	-60,0	688,7	3 915	1 774	3 726
ONEY BANK	EUR	550,0	0,0	0,0	550,0	939	690	0

MEDIUM TERM NOTES

III.2.1 Bank issuers

- Residents

amounts in millions, maturity in number of days

Issuer	Issue currency	Outstanding amount in august 2018	Issue amount in august 2018	Matured Debt in august 2018	Outstanding amount in july 2018	Average original maturity of outstanding amount	Average residual maturity of outstanding amount	Average original maturity of issues
ORANGE BANK	EUR	257,3	15,0	0,0	242,3	1 268	452	670
PSA BANQUE FRANCE	EUR	249,0	0,0	0,0	249,0	810	409	0
ROTHSCHILD MARTIN MAUREL	EUR	1,5	0,0	0,0	1,5	1 095	531	0
SOCIETE GENERALE	EUR	11 284,0	2 330,0	0,0	10 454,0	1 764	1 021	480
SOCRAM BANQUE	EUR	155,0	0,0	0,0	155,0	712	242	0
UNIFERGIE - Union pour le Financement des Economies d'Energie	EUR	40,0	0,0	0,0	40,0	730	524	0
Total Residents	Equivalent_EUR	48 636,4	2 655,3	-366,9	47 981,0	2 225	1 026	585
	<i>of which subordinated medium term notes</i>	<i>2 059,1</i>	<i>0,0</i>	<i>0,0</i>	<i>2 059,1</i>			

- Non residents located outside the Euro area

amounts in millions, maturity in number of days

Issuer	Issue currency	Outstanding amount in august 2018	Issue amount in august 2018	Matured Debt in august 2018	Outstanding amount in july 2018	Average original maturity of outstanding amount	Average residual maturity of outstanding amount	Average original maturity of issues
BANK OF CHINA LIMITED Paris Branch	USD	15,0	0,0	0,0	15,0	1 826	1 438	0
	Equivalent_EUR	12,87	0	0	12,78	1 826	1 438	

MEDIUM TERM NOTES

III.2.1 Bank issuers

- Non residents located outside the Euro area

amounts in millions, maturity in number of days

Issuer	Issue currency	Outstanding amount in august 2018	Issue amount in august 2018	Matured Debt in august 2018	Outstanding amount in july 2018	Average original maturity of outstanding amount	Average residual maturity of outstanding amount	Average original maturity of issues
BANQUE CALEDONIENNE D INVESTISSEMENT	EUR	141,4	0,0	0,0	141,4	1 007	517	0
Total Non residents located outside the Euro area	Equivalent_EUR	154,3	0,0	0,0	154,2	1 075	594	

MEDIUM TERM NOTES

III.2.2 Others financial issuers excluding asset backed securities issuers

- Residents

amounts in millions, maturity in number of days

Issuer	Issue currency	Outstanding amount in august 2018	Issue amount in august 2018	Matured Debt in august 2018	Outstanding amount in july 2018	Average original maturity of outstanding amount	Average residual maturity of outstanding amount	Average original maturity of issues
EXANE	EUR	100,0	0,0	0,0	100,0	1 094	224	
EXANE	USD	100,0	0,0	0,0	100,0	1 096	703	
	Equivalent_EUR	185,83	0	0	185,21	1 095	445	
Total Residents	Equivalent_EUR	185,8	0,0	0,0	185,2	1 095	445	

MEDIUM TERM NOTES

III.2.3 Others financial issuers

- Residents

amounts in millions, maturity in number of days

Issuer	Issue currency	Outstanding amount in august 2018	Issue amount in august 2018	Matured Debt in august 2018	Outstanding amount in july 2018	Average original maturity of outstanding amount	Average residual maturity of outstanding amount	Average original maturity of issues
NATIXIS LOAN FUNDING	EUR	380,1	0,0	0,0	380,1	2 513	1 027	0
Total Residents	Equivalent_EUR	380,1	0,0	0,0	380,1	2 513	1 027	0

MEDIUM TERM NOTES

III.2.4 Non financial issuers

- Residents

amounts in millions, maturity in number of days

Issuer	Issue currency	Outstanding amount in august 2018	Issue amount in august 2018	Matured Debt in august 2018	Outstanding amount in july 2018	Average original maturity of outstanding amount	Average residual maturity of outstanding amount	Average original maturity of issues
ATOS SE	EUR	80,0	0,0	0,0	80,0	731	663	0
FONCIERE DES REGIONS	EUR	197,0	0,0	0,0	197,0	453	300	0
LAGARDERE SCA	EUR	18,7	0,0	0,0	18,7	730	348	0
SAFRAN	EUR	145,0	0,0	0,0	145,0	732	583	0
SOPRA STERIA GROUP	EUR	99,0	0,0	0,0	99,0	1 003	808	0
UNIBAIL- RODAMCO SE	EUR	222,0	0,0	0,0	222,0	731	606	0
Total Residents	Equivalent_EUR	761,7	0,0	0,0	761,7	695	548	0

- Non residents located in Euro area (excluding France)

amounts in millions, maturity in number of days

Issuer	Issue currency	Outstanding amount in august 2018	Issue amount in august 2018	Matured Debt in august 2018	Outstanding amount in july 2018	Average original maturity of outstanding amount	Average residual maturity of outstanding amount	Average original maturity of issues
ECONOCOM GROUP SE	EUR	55,0	0,0	0,0	55,0	730	509	0
Total Non residents located in Euro area (excluding France)	Equivalent_EUR	55,0	0,0	0,0	55,0	730	509	0

MEDIUM TERM NOTES

III.2.5 Public issuers

- Residents

amounts in millions, maturity in number of days

Issuer	Issue currency	Outstanding amount in august 2018	Issue amount in august 2018	Matured Debt in august 2018	Outstanding amount in july 2018	Average original maturity of outstanding amount	Average residual maturity of outstanding amount	Average original maturity of issues
CAISSE D'AMORTISSEMENT DE LA DETTE SOCIALE	EUR	264,0	0,0	0,0	264,0	4 929	2 623	0
UNEDIC	EUR	5 950,0	0,0	0,0	5 950,0	1 871	1 032	0
Total Residents	Equivalent_EUR	6 214,0	0,0	0,0	6 214,0	2 000	1 099	0