

MEDIUM TERM NOTES

III. Medium Term Notes in june 2018

III.1. Overview

- III.1.1. Breakdown of outstanding amounts and issues by issue's currency (by issuers category)
- III.1.2. Breakdown of outstanding amounts and issues by rating (by issuers category)
- III.1.3. Breakdown of outstanding amounts and issues by maturity (by issuers category)
- III.1.4. Breakdown of outstanding amounts and issues by interest rate category (by issuers category)

III.2. List of issuers of Medium Term Notes at 30/06/2018 : outstanding amounts and transactions by issuers category and by geographical area

MEDIUM TERM NOTES

III.1. Overview

III.1.1. Breakdown of outstanding amounts and issues by issue's currency (by issuers category)

millions of units

	Outstanding amount in june 2018	Issue amount in june 2018	Matured Debt in june 2018	Outstanding amount in may 2018	Number of issuers in june 2018
Bank issuers					
EUR	47 076,0	3 565,5	- 1 050,4	47 434,8	22
USD	176,2	0,0	0,0	176,2	0
EUR Equivalent	47 227,1	3 565,5	- 1 050,4	47 585,4	
Others financial issuers					
Excluding asset backed securities issuers					
EUR	100,0	0,0	0,0	100,0	0
USD	100,0	0,0	0,0	100,0	0
EUR Equivalent	185,8	0,0	0,0	185,5	
Asset backed securities issuers					
EUR	380,1	0,0	0,0	380,1	0
EUR Equivalent	380,1	0,0	0,0	380,1	
Total financial issuers (a)	47 793,0	3 565,5	- 1 050,4	48 151,0	

MEDIUM TERM NOTES

III.1.1 Breakdown of outstanding amounts and issues by issue's currency (by issuers category) - next

millions of units

	Outstanding amount in june 2018	Issue amount in june 2018	Matured Debt in june 2018	Outstanding amount in may 2018	Number of issuers in june 2018
Non financial issuers					
EUR	686,7	65,0	- 62,3	684,0	2
EUR Equivalent	686,7	65,0	- 62,3	684,0	
Public issuers					
EUR	6 214,0	0,0	0,0	6 214,0	0
EUR Equivalent	6 214,0	0,0	0,0	6 214,0	
Total non-financial and public issuers (b)	6 900,7	65,0	- 62,3	6 898,0	
Total medium-term market (a)+(b)	54 693,7	3 630,5	- 1 112,7	55 049,0	

MEDIUM TERM NOTES

III.1.2. Breakdown of outstanding amounts and issues by rating* (by issuers category)

millions of units

	Outstanding amount in june 2018	Issue amount in june 2018	Matured Debt in june 2018	Outstanding amount in may 2018	Number of issuers in june 2018
Bank issuers	47 227,1	3 565,5	- 1 050,4	47 585,4	22
Class 1	150,0	0,0	0,0	150,0	0
Class 2	1 105,1	0,0	- 200,0	1 304,9	0
Class 3	36 697,1	3 400,4	- 827,5	36 771,8	16
Class 4	2 302,0	55,0	0,0	2 247,0	1
Unrated	6 972,9	110,2	- 22,8	7 111,7	5
Others financial issuers					
Excluding asset backed securities issuers	185,8	0,0	0,0	185,5	0
Unrated	185,8	0,0	0,0	185,5	0
Asset backed securities issuers	380,1	0,0	0,0	380,1	0
Class 3	380,1	0,0	0,0	380,1	0
Total financial issuers (a)	47 793,0	3 565,5	- 1 050,4	48 151,0	22

* The rating classes are defined in the methodological note related to statistical reviews.

MEDIUM TERM NOTES

III.1.2. Breakdown of outstanding amounts and issues by rating* (by issuers category) - next

millions of units

	Outstanding amount in june 2018	Issue amount in june 2018	Matured Debt in june 2018	Outstanding amount in may 2018	Number of issuers in june 2018
Non financial issuers	686,7	65,0	- 62,3	684,0	2
Class 3	222,0	0,0	- 62,3	284,3	0
Unrated	464,7	65,0	0,0	399,7	2
Public issuers	6 214,0	0,0	0,0	6 214,0	0
Class 2	5 950,0	0,0	0,0	5 950,0	0
Unrated	264,0	0,0	0,0	264,0	0
Total non-financial and public issuers (b)	6 900,7	65,0	- 62,3	6 898,0	2
Total medium-term market (a)+(b)	54 693,7	3 630,5	- 1 112,7	55 049,0	24

* The rating classes are defined in the methodological note related to statistical publications reviews.

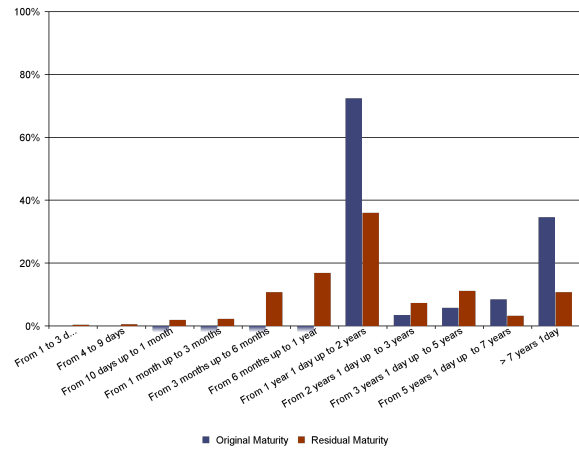
MEDIUM TERM NOTES

III.1.3. Breakdown of outstanding amounts and issues by maturity (by issuers category)

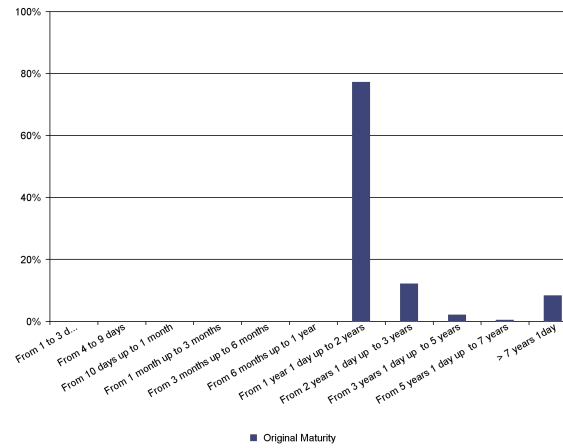
Bank issuers

all currencies

Breakdown of outstanding amounts
by original maturity and residual maturity at 30/06/2018 (in %)



Breakdown of issues by original maturity
at 30/06/2018 (in %)



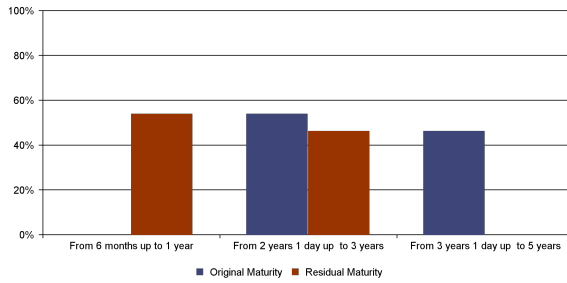
MEDIUM TERM NOTES

all currencies

**Breakdown of outstanding amounts
by original maturity and residual maturity at 30/06/2018 (in %)**

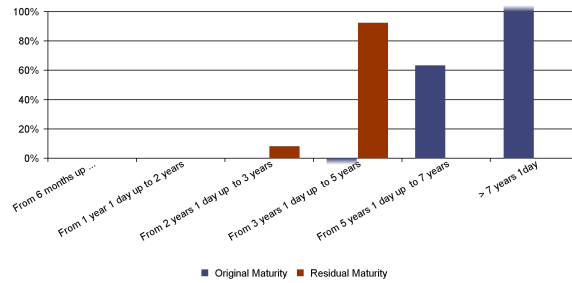
**Breakdown of issues by original maturity
at 30/06/2018 (in %)**

Excluding asset backed securities issuers



No issue

Asset backed securities issuers



No issue

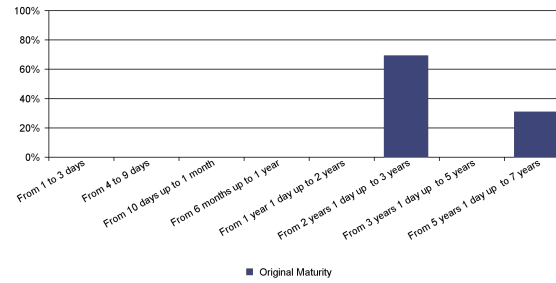
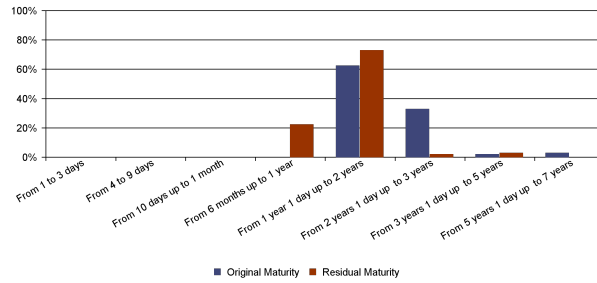
MEDIUM TERM NOTES

all currencies

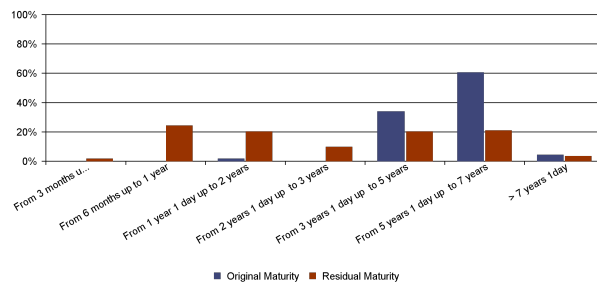
**Breakdown of outstanding amounts
by original maturity and residual maturity at 30/06/2018 (in %)**

**Breakdown of issues by original maturity
at 30/06/2018 (in %)**

Non financial issuers



Public issuers



No issue

MEDIUM TERM NOTES

III.1.4. Breakdown of outstanding amounts and issues by interest rate category (by issuers category)

	Financial banking issuers	Others financial issuers		Non financial issuers	Public issuers
		Excluding asset backed securities issuers	Asset backed securities issuers		
Fixed	2,4%	0,0%	0,0%	30,8%	0,0%
Structured	7,0%	0,0%	0,0%	0,0%	0,0%
Variable or adjustable	90,5%	0,0%	0,0%	69,2%	0,0%
All maturities	100,0%	0,0%	0,0%	100,0%	0,0%

MEDIUM TERM NOTES

III.2. List of issuers of Medium Term Notes at 30/06/2018 : outstanding amounts and transactions by issuers category and by geographical area

III.2.1 Bank issuers

- Residents

amounts in millions, maturity in number of days

Issuer	Issue currency	Outstanding amount in june 2018	Issue amount in june 2018	Matured Debt in june 2018	Outstanding amount in may 2018	Average original maturity of outstanding amount	Average residual maturity of outstanding amount	Average original maturity of issues
ALLIANZ BANQUE	EUR	247,0	0,0	0,0	247,0	1 167	508	0
ARKEA BANQUE ENTREPRISES ET INSTITUTIONNELS	EUR	0,0	0,0	0,0	0,0			0
AUXIFIP	EUR	40,0	0,0	0,0	40,0	730	586	0
AXA BANQUE	EUR	2 268,5	0,0	0,0	2 306,6	2 344	1 328	0
AXA BANQUE FINANCEMENT	EUR	61,0	0,0	0,0	61,0	790	198	0
BANQUE CIC NORD OUEST	EUR	23,9	0,5	0,0	24,7	1 940	1 318	3 653
BANQUE CIC OUEST	EUR	4,4	0,0	-0,2	4,5	5 135	1 376	0
BANQUE CIC SUD OUEST	EUR	161,5	0,0	0,0	161,5	3 643	554	0
BANQUE EDEL S.N.C	EUR	394,0	17,0	-16,4	393,4	659	386	747
BANQUE EUROPEENNE DU CREDIT MUTUEL	EUR	3,3	0,0	-3,0	6,3	3 625	978	0

MEDIUM TERM NOTES

III.2.1 Bank issuers

- Residents

amounts in millions, maturity in number of days

Issuer	Issue currency	Outstanding amount in june 2018	Issue amount in june 2018	Matured Debt in june 2018	Outstanding amount in may 2018	Average original maturity of outstanding amount	Average residual maturity of outstanding amount	Average original maturity of issues
BANQUE FEDERATIVE DU CREDIT MUTUEL	EUR	2 974,2	250,0	0,0	2 724,2	686	363	395
	USD	125,0	0,0	0,0	125,0	368	289	0
	Equivalent_EUR	3 081,41	250	0	2 831,03	675	361	1 653
BANQUE PALATINE	EUR	16,2	0,0	0,0	16,2	1 831	728	0
BANQUE POPULAIRE ALSACE LORRAINE CHAMPAGNE	EUR	163,7	1,7	0,0	162,0	3 654	1 048	2 578
BANQUE POPULAIRE AQUITAINE CENTRE ATLANTIQUE	EUR	66,0	0,0	0,0	66,0	2 573	1 569	0
BANQUE POPULAIRE AUVERGNE RHONE ALPES	EUR	37,7	0,0	-0,9	38,6	4 883	700	0
BANQUE POPULAIRE BOURGOGNE FRANCHE-COMTE	EUR	69,4	0,0	0,0	69,4	4 321	988	0
BANQUE POPULAIRE DU NORD	EUR	5,0	0,0	0,0	5,0	1 157	59	0
BANQUE POPULAIRE DU SUD	EUR	12,8	0,0	-0,7	13,4	3 554	1 414	0
BANQUE POPULAIRE GRAND OUEST	EUR	129,6	0,0	-0,6	131,2	717	471	0
BANQUE POPULAIRE MEDITERRANEE	EUR	105,4	0,0	0,0	105,4	1 567	982	0

MEDIUM TERM NOTES

III.2.1 Bank issuers

- Residents

amounts in millions, maturity in number of days

Issuer	Issue currency	Outstanding amount in june 2018	Issue amount in june 2018	Matured Debt in june 2018	Outstanding amount in may 2018	Average original maturity of outstanding amount	Average residual maturity of outstanding amount	Average original maturity of issues
BANQUE POPULAIRE RIVES DE PARIS	EUR	390,2	0,0	0,0	390,2	1 052	270	0
BANQUE POPULAIRE VAL DE FRANCE	EUR	646,7	1,5	-2,1	653,4	1 516	643	1 352
BANQUE TRANSATLANTIQUE	EUR	1,0	0,0	0,0	1,0	3 651	958	0
BNP PARIBAS	EUR	651,7	61,7	-35,7	685,6	4 299	1 758	3 303
	USD	11,4	0,0	0,0	11,4	1 698	1 316	0
	Equivalent_EUR	661,43	61,7	-35,65	695,35	4 261	1 751	26 402
BPCE	EUR	660,0	0,0	0,0	660,0	3 176	693	0
BPIFRANCE FINANCEMENT	EUR	399,0	0,0	-200,0	599,0	1 258	959	0
BRED-BANQUE POPULAIRE	EUR	124,3	1,0	0,0	123,3	1 126	611	731
	USD	2,5	0,0	0,0	2,5	1 095	576	0
	Equivalent_EUR	126,49	1	0	125,48	1 126	610	319 068
BTP BANQUE	EUR	22,9	0,0	0,0	22,9	1 858	628	0
CA CONSUMER FINANCE	EUR	2 919,5	0,0	-3,0	2 922,5	944	369	0
CAISSE CENTRALE DU CREDIT IMMOBILIER DE FRANCE - 3CIF	EUR	50,0	0,0	0,0	50,0	7 305	2 136	0

MEDIUM TERM NOTES

III.2.1 Bank issuers

- Residents

amounts in millions, maturity in number of days

Issuer	Issue currency	Outstanding amount in june 2018	Issue amount in june 2018	Matured Debt in june 2018	Outstanding amount in may 2018	Average original maturity of outstanding amount	Average residual maturity of outstanding amount	Average original maturity of issues
CAISSE D'EPARGNE ET DE PREVOYANCE HAUTS DE FRANCE	EUR	0,0	0,0	0,0	0,0			0
CAISSE D'EPARGNE ET DE PREVOYANCE LOIRE-CENTRE	EUR	0,5	0,0	0,0	0,5	1 826	1 396	0
CAISSE DES DEPOTS ET CONSIGNATIONS	EUR	386,8	0,0	0,0	386,8	8 362	7 135	0
	USD	20,0	0,0	0,0	20,0	10 957	10 463	0
	Equivalent_EUR	403,94	0	0	403,88	8 473	7 277	
CAISSE FEDERALE DU CREDIT MUTUEL MAINE-ANJOU ET BASSE-NORMANDIE	EUR	285,8	0,0	0,0	285,8	2 185	1 146	0
CAISSE FEDERALE DU CREDIT MUTUEL NORD EUROPE	EUR	241,0	0,0	0,0	241,0	3 193	801	0
CAISSE FEDERALE DU CREDIT MUTUEL OCEAN	EUR	307,2	0,5	-0,4	307,3	2 062	596	3 044
CAISSE REGIONALE DE CREDIT AGRICOLE MUTUEL ALSACE VOSGES	EUR	41,7	0,0	0,0	41,7	2 653	1 692	0
<i>of which subordinated medium term notes</i>		<i>41,66</i>	<i>0</i>	<i>0</i>	<i>41,66</i>			
CAISSE REGIONALE DE CREDIT AGRICOLE MUTUEL ATLANTIQUE VENDEE	EUR	552,3	86,6	0,0	538,1	6 567	5 383	10 957
<i>of which subordinated medium term notes</i>			<i>0</i>	<i>0</i>				
CAISSE REGIONALE DE CREDIT AGRICOLE MUTUEL BRIE PICARDIE	EUR	84,4	0,0	0,0	94,4	1 455	737	0
CAISSE REGIONALE DE CREDIT AGRICOLE MUTUEL CENTRE-EST	EUR	332,6	0,0	0,0	332,6	5 688	1 426	0

MEDIUM TERM NOTES

III.2.1 Bank issuers

- Residents

amounts in millions, maturity in number of days

Issuer	Issue currency	Outstanding amount in june 2018	Issue amount in june 2018	Matured Debt in june 2018	Outstanding amount in may 2018	Average original maturity of outstanding amount	Average residual maturity of outstanding amount	Average original maturity of issues
CAISSE REGIONALE DE CREDIT AGRICOLE MUTUEL CENTRE LOIRE	EUR	262,2	0,0	-3,2	265,4	2 191	689	0
<i>of which subordinated medium term notes</i>		243,12	0	0	243,12			
CAISSE REGIONALE DE CREDIT AGRICOLE MUTUEL CHARENTE MARITIME DEUX SEVRES	EUR	64,8	0,0	0,0	64,8	1 860	956	0
<i>of which subordinated medium term notes</i>		57,75	0	0	57,75			
CAISSE REGIONALE DE CREDIT AGRICOLE MUTUEL CHARENTE PERIGORD	EUR	243,0	0,3	0,0	242,7	1 328	595	1 826
CAISSE REGIONALE DE CREDIT AGRICOLE MUTUEL D'ALPES-PROVENCE	EUR	212,2	51,5	0,0	210,7	8 680	1 948	3 366
CAISSE REGIONALE DE CREDIT AGRICOLE MUTUEL D'AQUITAINE	EUR	378,1	0,0	0,0	378,1	4 033	650	0
<i>of which subordinated medium term notes</i>		34,05	0	0	34,05			
CAISSE REGIONALE DE CREDIT AGRICOLE MUTUEL DE CENTRE FRANCE	EUR	111,6	0,0	-0,6	112,1	8 015	7 069	0
<i>of which subordinated medium term notes</i>		65,69	0	0	65,69			
CAISSE REGIONALE DE CREDIT AGRICOLE MUTUEL DE CHAMPAGNE-BOURGOGNE	EUR	120,4	0,0	0,0	120,4	10 958	9 856	0
<i>of which subordinated medium term notes</i>		120,36	0	0	120,36			
CAISSE REGIONALE DE CREDIT AGRICOLE MUTUEL DE LA GUADELOUPE	EUR	6,5	0,0	0,0	6,5	10 958	9 897	0
<i>of which subordinated medium term notes</i>		6	0	0	6			
CAISSE REGIONALE DE CREDIT AGRICOLE MUTUEL DE L'ANJOU ET DU MAINE	EUR	477,3	8,7	0,0	468,6	4 883	4 325	1 826
<i>of which subordinated medium term notes</i>		162,5	0	0	162,5			

MEDIUM TERM NOTES

III.2.1 Bank issuers

- Residents

amounts in millions, maturity in number of days

Issuer	Issue currency	Outstanding amount in june 2018	Issue amount in june 2018	Matured Debt in june 2018	Outstanding amount in may 2018	Average original maturity of outstanding amount	Average residual maturity of outstanding amount	Average original maturity of issues
CAISSE REGIONALE DE CREDIT AGRICOLE MUTUEL DE NORMANDIE	EUR	550,0	0,0	0,0	550,0	5 171	1 223	0
CAISSE REGIONALE DE CREDIT AGRICOLE MUTUEL DE PARIS ET D'ILE DE FRANCE	EUR	184,1	0,0	0,0	184,1	3 386	918	0
<i>of which subordinated medium term notes</i>		115,16	0	0	115,16			
CAISSE REGIONALE DE CREDIT AGRICOLE MUTUEL DES COTES-D'ARMOR	EUR	449,5	4,6	0,0	552,2	4 470	1 574	10 958
<i>of which subordinated medium term notes</i>		0	0	0	55,14			
CAISSE REGIONALE DE CREDIT AGRICOLE MUTUEL DES SAVOIE	EUR	247,1	0,0	0,0	247,1	5 410	4 299	0
<i>of which subordinated medium term notes</i>		199,58	0	0	199,58			
CAISSE REGIONALE DE CREDIT AGRICOLE MUTUEL DE TOURAINE ET DU POITOU	EUR	225,1	0,0	0,0	225,1	1 809	802	0
<i>of which subordinated medium term notes</i>		190,58	0	0	190,58			
CAISSE REGIONALE DE CREDIT AGRICOLE MUTUEL D'ILLE ET VILAINE	EUR	79,6	0,0	0,0	79,6	811	642	0
CAISSE REGIONALE DE CREDIT AGRICOLE MUTUEL DU FINISTERE	EUR	139,3	0,5	0,0	138,8	9 680	8 545	1 826
<i>of which subordinated medium term notes</i>		0	0	0				
CAISSE REGIONALE DE CREDIT AGRICOLE MUTUEL DU LANGUEDOC	EUR	56,1	0,0	0,0	56,1	10 958	9 862	0
<i>of which subordinated medium term notes</i>		56,11	0	0	56,11			
CAISSE REGIONALE DE CREDIT AGRICOLE MUTUEL DU MORBIHAN	EUR	230,0	0,0	0,0	230,0	5 320	1 059	0
CAISSE REGIONALE DE CREDIT AGRICOLE MUTUEL DU NORD EST	EUR	416,1	0,0	-17,0	483,1	4 332	1 030	0
<i>of which subordinated medium term notes</i>		193	0	0	193			

MEDIUM TERM NOTES

III.2.1 Bank issuers

- Residents

amounts in millions, maturity in number of days

Issuer	Issue currency	Outstanding amount in June 2018	Issue amount in June 2018	Matured Debt in June 2018	Outstanding amount in May 2018	Average original maturity of outstanding amount	Average residual maturity of outstanding amount	Average original maturity of issues
CAISSE REGIONALE DE CREDIT AGRICOLE MUTUEL FRANCHE-COMTE	EUR	10,3	0,0	0,0	10,3	3 667	541	0
CAISSE REGIONALE DE CREDIT AGRICOLE MUTUEL NORD DE FRANCE	EUR	1 487,5	0,0	0,0	1 487,5	4 352	905	0
<i>of which subordinated medium term notes</i>		355	0	0	355			
CAISSE REGIONALE DE CREDIT AGRICOLE MUTUEL NORD MIDI PYRENEES	EUR	77,9	0,0	0,0	77,9	10 958	9 850	0
<i>of which subordinated medium term notes</i>		77,93	0	0	77,93			
CAISSE REGIONALE DE CREDIT AGRICOLE MUTUEL NORMANDIE-SEINE	EUR	375,3	25,0	0,0	350,3	605	227	731
CAISSE REGIONALE DE CREDIT AGRICOLE MUTUEL PROVENCE COTE D'AZUR	EUR	103,6	0,9	0,0	102,7	1 481	654	1 826
CAISSE REGIONALE DE CREDIT AGRICOLE MUTUEL PYRENEES-GASCOGNE	EUR	275,0	0,0	0,0	275,0	1 999	642	0
CAISSE REGIONALE DE CREDIT AGRICOLE MUTUEL SUD-MEDITERRANEE	EUR	158,6	0,0	0,0	158,6	5 778	2 131	0
CAISSE REGIONALE DE CREDIT AGRICOLE MUTUEL SUD-RHONE-ALPES	EUR	230,0	0,0	0,0	230,0	5 072	3 413	0
<i>of which subordinated medium term notes</i>		0	0	0				
CAISSE REGIONALE DE CREDIT AGRICOLE MUTUEL TOULOUSE 31	EUR	83,1	0,0	0,0	83,1	981	386	0
CARREFOUR BANQUE	EUR	500,0	0,0	0,0	500,0	784	300	0

MEDIUM TERM NOTES

III.2.1 Bank issuers

- Residents

amounts in millions, maturity in number of days

Issuer	Issue currency	Outstanding amount in june 2018	Issue amount in june 2018	Matured Debt in june 2018	Outstanding amount in may 2018	Average original maturity of outstanding amount	Average residual maturity of outstanding amount	Average original maturity of issues
COMPAGNIE DE FINANCEMENT FONCIER	EUR	150,0	0,0	0,0	150,0	5 478	616	0
CREDIT AGRICOLE CORPORATE AND INVESTMENT BANK	EUR	1 096,5	0,0	0,0	1 096,5	3 561	1 316	0
CREDIT AGRICOLE LEASING & FACTORING SA	EUR	107,0	0,0	0,0	107,0	730	557	0
CREDIT AGRICOLE S.A.	EUR	91,5	0,0	0,0	91,5	6 168	1 836	0
CREDIT COOPERATIF	EUR	553,9	0,0	-6,8	560,7	3 252	903	0
CREDIT DU NORD	EUR	5 986,7	420,0	-720,0	6 288,9	1 395	445	792
	USD	0,4	0,0	0,0	0,4	1 096	44	0
	Equivalent_EUR	5 987,05	420	-720	6 289,19	1 395	445	0
CREDIT FONCIER ET COMMUNAL D' ALSACE ET DE LORRAINE - SCF	EUR	30,0	0,0	0,0	30,0	3 653	654	0
CREDIT INDUSTRIEL ET COMMERCIAL	EUR	1 391,5	350,0	0,0	1 241,5	705	337	443
CREDIT LYONNAIS	EUR	2 834,3	3,6	-5,0	2 915,7	1 057	542	3 747
CREDIT MUNICIPAL DE PARIS	EUR	55,0	0,0	0,0	55,0	1 860	505	0

MEDIUM TERM NOTES

III.2.1 Bank issuers

- Residents

amounts in millions, maturity in number of days

Issuer	Issue currency	Outstanding amount in June 2018	Issue amount in June 2018	Matured Debt in June 2018	Outstanding amount in May 2018	Average original maturity of outstanding amount	Average residual maturity of outstanding amount	Average original maturity of issues
CREDIT MUTUEL ARKEA	EUR	137,5	0,0	0,0	137,5	4 512	1 826	0
	USD	1,9	0,0	0,0	1,9	1 096	20	0
	Equivalent_EUR	139,12	0	0	139,12	4 472	1 804	
DEXIA CREDIT LOCAL	EUR	80,0	0,0	0,0	80,0	5 499	594	0
DIAC SA	EUR	65,0	0,0	0,0	65,0	731	299	0
EDMOND DE ROTHSCHILD (FRANCE)	EUR	70,0	0,0	0,0	70,0	839	482	0
FINAMUR	EUR	40,0	0,0	0,0	40,0	730	586	0
FRANFINANCE	EUR	10,0	0,0	-5,0	15,0	730	61	0
HSBC FRANCE	EUR	80,2	0,0	0,0	80,2	8 951	4 046	0
LIXXBAIL	EUR	40,0	0,0	0,0	40,0	730	586	0
LYONNAISE DE BANQUE	EUR	0,4	0,0	0,0	0,4	1 095	958	0
NATIXIS	EUR	719,2	30,0	0,0	784,6	3 745	1 511	2 916

MEDIUM TERM NOTES

III.2.1 Bank issuers

- Residents

amounts in millions, maturity in number of days

Issuer	Issue currency	Outstanding amount in june 2018	Issue amount in june 2018	Matured Debt in june 2018	Outstanding amount in may 2018	Average original maturity of outstanding amount	Average residual maturity of outstanding amount	Average original maturity of issues
ONEY BANK	EUR	550,0	55,0	0,0	495,0	939	751	731
ORANGE BANK	EUR	231,6	0,0	0,0	231,6	1 332	490	0
PSA BANQUE FRANCE	EUR	354,0	0,0	0,0	354,0	786	179	0
ROTHSCHILD MARTIN MAUREL	EUR	1,5	0,0	0,0	1,5	1 095	593	0
SOCIETE GENERALE	EUR	9 429,0	2 195,0	-30,0	9 364,0	1 978	1 127	536
SOCRAM BANQUE	EUR	155,0	0,0	0,0	155,0	712	304	0
UNIFERGIE - Union pour le Financement des Economies d'Energie	EUR	40,0	0,0	0,0	40,0	730	586	0
Total Residents	Equivalent_EUR	47 072,8	3 565,5	-1 050,4	47 431,1	2 294	1 071	937
	<i>of which subordinated medium term notes</i>	<i>2 018,6</i>	<i>0,0</i>	<i>- 17,0</i>	<i>2 085,6</i>			

- Non residents located outside the Euro area

amounts in millions, maturity in number of days

Issuer	Issue currency	Outstanding amount in june 2018	Issue amount in june 2018	Matured Debt in june 2018	Outstanding amount in may 2018	Average original maturity of outstanding amount	Average residual maturity of outstanding amount	Average original maturity of issues
BANK OF CHINA LIMITED Paris Branch	USD	15,0	0,0	0,0	15,0	1 826	1 500	0
	Equivalent_EUR	12,87	0	0	12,82	1 826	1 500	

MEDIUM TERM NOTES

III.2.1 Bank issuers

- Non residents located outside the Euro area

amounts in millions, maturity in number of days

Issuer	Issue currency	Outstanding amount in June 2018	Issue amount in June 2018	Matured Debt in June 2018	Outstanding amount in May 2018	Average original maturity of outstanding amount	Average residual maturity of outstanding amount	Average original maturity of issues
BANQUE CALEDONIENNE D INVESTISSEMENT	EUR	141,4	0,0	0,0	141,4	1 007	579	0
Total Non residents located outside the Euro area	Equivalent_EUR	154,3	0,0	0,0	154,3	1 075	656	

MEDIUM TERM NOTES

III.2.2 Others financial issuers excluding asset backed securities issuers

- Residents

amounts in millions, maturity in number of days

Issuer	Issue currency	Outstanding amount in june 2018	Issue amount in june 2018	Matured Debt in june 2018	Outstanding amount in may 2018	Average original maturity of outstanding amount	Average residual maturity of outstanding amount	Average original maturity of issues
EXANE	EUR	100,0	0,0	0,0	100,0	1 094	286	
EXANE	USD	100,0	0,0	0,0	100,0	1 096	765	
	Equivalent_EUR	185,78	0	0	185,48	1 095	507	
Total Residents	Equivalent_EUR	185,8	0,0	0,0	185,5	1 095	507	

MEDIUM TERM NOTES

III.2.3 Others financial issuers

- Residents

amounts in millions, maturity in number of days

Issuer	Issue currency	Outstanding amount in june 2018	Issue amount in june 2018	Matured Debt in june 2018	Outstanding amount in may 2018	Average original maturity of outstanding amount	Average residual maturity of outstanding amount	Average original maturity of issues
NATIXIS LOAN FUNDING	EUR	380,1	0,0	0,0	380,1	2 513	1 089	0
Total Residents	Equivalent_EUR	380,1	0,0	0,0	380,1	2 513	1 089	0

MEDIUM TERM NOTES

III.2.4 Non financial issuers

- Residents

amounts in millions, maturity in number of days

Issuer	Issue currency	Outstanding amount in June 2018	Issue amount in June 2018	Matured Debt in June 2018	Outstanding amount in May 2018	Average original maturity of outstanding amount	Average residual maturity of outstanding amount	Average original maturity of issues
ATOS SE	EUR	45,0	45,0	0,0	0,0	731	707	731
FONCIERE DES REGIONS	EUR	197,0	0,0	0,0	197,0	453	362	0
LAGARDERE SCA	EUR	18,7	0,0	0,0	18,7	730	410	0
SAFRAN	EUR	50,0	0,0	0,0	50,0	730	431	0
SOPRA STERIA GROUP	EUR	99,0	20,0	0,0	79,0	1 003	870	1 826
UNIBAIL- RODAMCO SE	EUR	222,0	0,0	-62,3	284,3	731	668	0
Total Residents	Equivalent_EUR	631,7	65,0	-62,3	629,0	687	581	1 068

- Non residents located in Euro area (excluding France)

amounts in millions, maturity in number of days

Issuer	Issue currency	Outstanding amount in June 2018	Issue amount in June 2018	Matured Debt in June 2018	Outstanding amount in May 2018	Average original maturity of outstanding amount	Average residual maturity of outstanding amount	Average original maturity of issues
ECONOCOM GROUP SE	EUR	55,0	0,0	0,0	55,0	730	571	0
Total Non residents located in Euro area (excluding France)	Equivalent_EUR	55,0	0,0	0,0	55,0	730	571	0

MEDIUM TERM NOTES

III.2.5 Public issuers

- Residents

amounts in millions, maturity in number of days

Issuer	Issue currency	Outstanding amount in june 2018	Issue amount in june 2018	Matured Debt in june 2018	Outstanding amount in may 2018	Average original maturity of outstanding amount	Average residual maturity of outstanding amount	Average original maturity of issues
CAISSE D'AMORTISSEMENT DE LA DETTE SOCIALE	EUR	264,0	0,0	0,0	264,0	4 929	2 685	0
UNEDIC	EUR	5 950,0	0,0	0,0	5 950,0	1 871	1 094	0
Total Residents	Equivalent_EUR	6 214,0	0,0	0,0	6 214,0	2 000	1 161	0