

## MEDIUM TERM NOTES

### III. Medium Term Notes in January 2018

#### III.1. Overview

- III.1.1. Breakdown of outstanding amounts and issues by issue's currency (by issuers category)
- III.1.2. Breakdown of outstanding amounts and issues by rating (by issuers category)
- III.1.3. Breakdown of outstanding amounts and issues by maturity (by issuers category)
- III.1.4. Breakdown of outstanding amounts and issues by interest rate category (by issuers category)

#### III.2. List of issuers of Medium Term Notes at 31/01/2018 : outstanding amounts and transactions by issuers category and by geographical area

## MEDIUM TERM NOTES

### III.1. Overview

#### III.1.1. Breakdown of outstanding amounts and issues by issue's currency (by issuers category)

*millions of units*

	Outstanding amount in january 2018	Issue amount in january 2018	Matured Debt in january 2018	Outstanding amount in december 2017	Number of issuers in january 2018
<b>Bank issuers</b>					
EUR	47 945,6	1 500,5	- 491,0	47 458,5	20
USD	61,7	0,0	0,0	61,7	0
<b>EUR Equivalent</b>	<b>47 995,1</b>	<b>1 500,5</b>	<b>- 491,0</b>	<b>47 509,9</b>	
<b>Others financial issuers</b>					
<b>Excluding asset backed securities issuers</b>					
EUR	100,0	0,0	0,0	100,0	0
USD	100,0	0,0	0,0	100,0	0
<b>EUR Equivalent</b>	<b>180,3</b>	<b>0,0</b>	<b>0,0</b>	<b>183,4</b>	
<b>Asset backed securities issuers</b>					
EUR	380,1	0,0	0,0	380,1	0
<b>EUR Equivalent</b>	<b>380,1</b>	<b>0,0</b>	<b>0,0</b>	<b>380,1</b>	
<b>Total financial issuers (a)</b>	<b>48 555,4</b>	<b>1 500,5</b>	<b>- 491,0</b>	<b>48 073,4</b>	

## MEDIUM TERM NOTES

### III.1.1 Breakdown of outstanding amounts and issues by issue's currency (by issuers category) - next

*millions of units*

	Outstanding amount in january 2018	Issue amount in january 2018	Matured Debt in january 2018	Outstanding amount in december 2017	Number of issuers in january 2018
<b>Non financial issuers</b>					
EUR	375,0	134,0	- 8,0	249,0	2
<b>EUR Equivalent</b>	<b>375,0</b>	<b>134,0</b>	<b>- 8,0</b>	<b>249,0</b>	
<b>Public issuers</b>					
EUR	6 214,0	0,0	0,0	6 214,0	0
<b>EUR Equivalent</b>	<b>6 214,0</b>	<b>0,0</b>	<b>0,0</b>	<b>6 214,0</b>	
<b>Total non-financial and public issuers (b)</b>	<b>6 589,0</b>	<b>134,0</b>	<b>- 8,0</b>	<b>6 463,0</b>	
<b>Total medium-term market (a)+(b)</b>	<b>55 144,4</b>	<b>1 634,5</b>	<b>- 499,0</b>	<b>54 536,4</b>	

## MEDIUM TERM NOTES

### III.1.2. Breakdown of outstanding amounts and issues by rating\* (by issuers category)

*millions of units*

	Outstanding amount in january 2018	Issue amount in january 2018	Matured Debt in january 2018	Outstanding amount in december 2017	Number of issuers in january 2018
<b>Bank issuers</b>	<b>47 995,1</b>	<b>1 500,5</b>	<b>- 491,0</b>	<b>47 509,9</b>	<b>20</b>
Class 1	150,0	0,0	0,0	150,0	0
Class 2	1 873,8	250,3	0,0	1 624,2	3
Class 3	36 890,4	826,1	- 417,9	36 858,7	9
Class 4	2 059,2	50,0	0,0	2 159,2	1
Unrated	7 021,7	374,2	- 73,1	6 717,9	7
<b>Others financial issuers</b>					
<b>Excluding asset backed securities issuers</b>	<b>180,3</b>	<b>0,0</b>	<b>0,0</b>	<b>183,4</b>	<b>0</b>
Unrated	180,3	0,0	0,0	183,4	0
<b>Asset backed securities issuers</b>	<b>380,1</b>	<b>0,0</b>	<b>0,0</b>	<b>380,1</b>	<b>0</b>
Class 3	380,1	0,0	0,0	380,1	0
<b>Total financial issuers (a)</b>	<b>48 555,4</b>	<b>1 500,5</b>	<b>- 491,0</b>	<b>48 073,4</b>	<b>20</b>

\* The rating classes are defined in the methodological note related to statistical reviews.

## MEDIUM TERM NOTES

### III.1.2. Breakdown of outstanding amounts and issues by rating\* (by issuers category) - next

*millions of units*

	Outstanding amount in january 2018	Issue amount in january 2018	Matured Debt in january 2018	Outstanding amount in december 2017	Number of issuers in january 2018
<b>Non financial issuers</b>	<b>375,0</b>	<b>134,0</b>	<b>- 8,0</b>	<b>249,0</b>	<b>2</b>
Class 3	102,3	0,0	0,0	102,3	0
Unrated	272,7	134,0	- 8,0	146,7	2
<b>Public issuers</b>	<b>6 214,0</b>	<b>0,0</b>	<b>0,0</b>	<b>6 214,0</b>	<b>0</b>
Class 2	5 950,0	0,0	0,0	5 950,0	0
Unrated	264,0	0,0	0,0	264,0	0
<b>Total non-financial and public issuers (b)</b>	<b>6 589,0</b>	<b>134,0</b>	<b>- 8,0</b>	<b>6 463,0</b>	<b>2</b>
<b>Total medium-term market (a)+(b)</b>	<b>55 144,4</b>	<b>1 634,5</b>	<b>- 499,0</b>	<b>54 536,4</b>	<b>22</b>

\* The rating classes are defined in the methodological note related to statistical publications reviews.

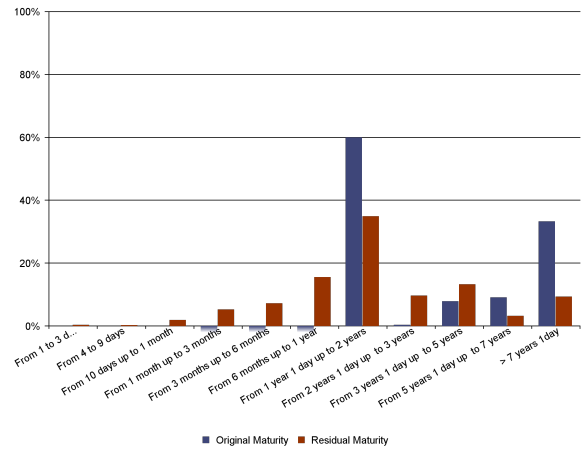
## MEDIUM TERM NOTES

### III.1.3. Breakdown of outstanding amounts and issues by maturity (by issuers category)

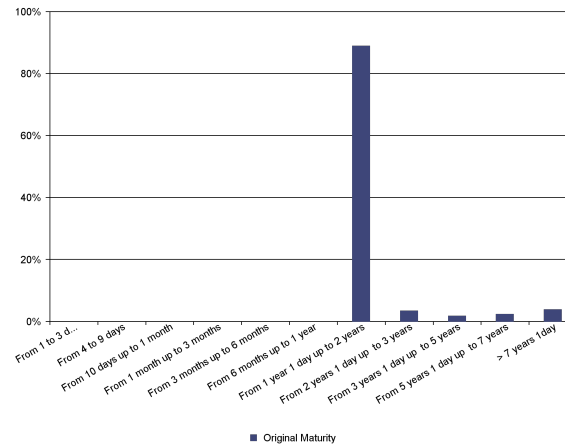
#### Bank issuers

all currencies

Breakdown of outstanding amounts  
by original maturity and residual maturity at 31/01/2018 (in %)



Breakdown of issues by original maturity  
at 31/01/2018 (in %)



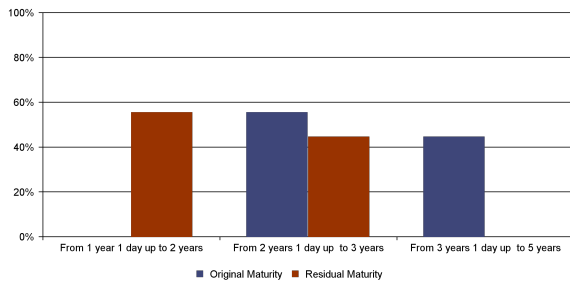
## MEDIUM TERM NOTES

all currencies

**Breakdown of outstanding amounts  
by original maturity and residual maturity at 31/01/2018 (in %)**

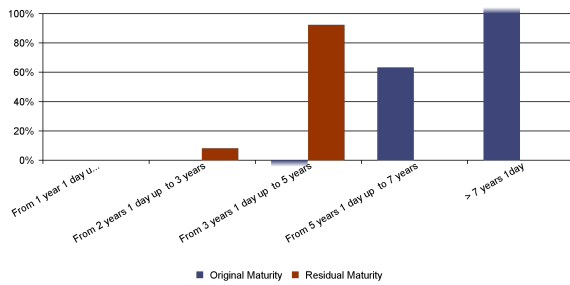
**Breakdown of issues by original maturity  
at 31/01/2018 (in %)**

### Excluding asset backed securities issuers



No issue

### Asset backed securities issuers



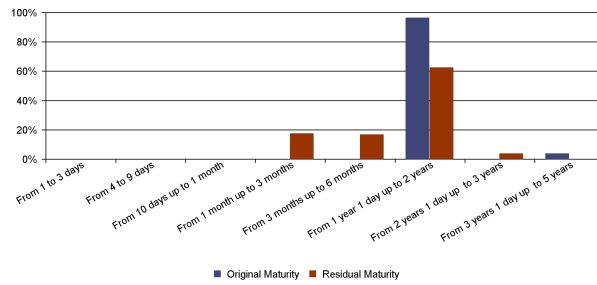
No issue

## MEDIUM TERM NOTES

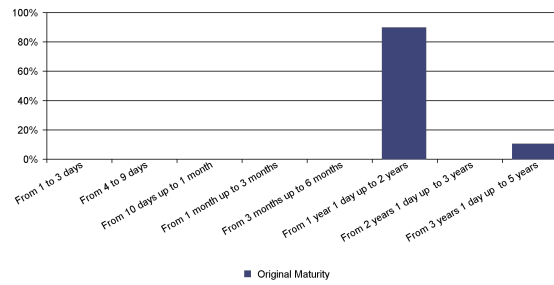
all currencies

**Breakdown of outstanding amounts  
by original maturity and residual maturity at 31/01/2018 (in %)**

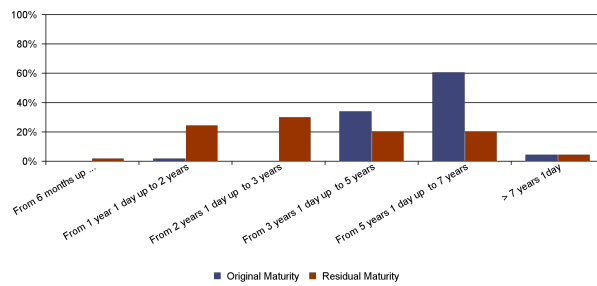
### Non financial issuers



**Breakdown of issues by original maturity  
at 31/01/2018 (in %)**



### Public issuers



No issue



## MEDIUM TERM NOTES

### III.1.4. Breakdown of outstanding amounts and issues by interest rate category (by issuers category)

	Financial banking issuers	Others financial issuers		Non financial issuers	Public issuers
		Excluding asset backed securities issuers	Asset backed securities issuers		
Fixed	17,4%	0,0%	0,0%	0,0%	0,0%
Structured	12,0%	0,0%	0,0%	0,0%	0,0%
Variable or adjustable	70,5%	0,0%	0,0%	100,0%	0,0%
<b>All maturities</b>	<b>100,0%</b>	<b>0,0%</b>	<b>0,0%</b>	<b>100,0%</b>	<b>0,0%</b>

## MEDIUM TERM NOTES

### III.2. List of issuers of Medium Term Notes at 31/01/2018 : outstanding amounts and transactions by issuers category and by geographical area

#### III.2.1 Bank issuers

##### - Residents

*amounts in millions, maturity in number of days*

Issuer	Issue currency	Outstanding amount in january 2018	Issue amount in january 2018	Matured Debt in january 2018	Outstanding amount in december 2017	Average original maturity of outstanding amount	Average residual maturity of outstanding amount	Average original maturity of issues
ALLIANZ BANQUE	EUR	247,0	5,0	0,0	242,0	1 152	590	1 096
AXA BANQUE	EUR	2 274,0	106,0	-50,0	2 218,0	2 325	1 441	803
AXA BANQUE FINANCEMENT	EUR	71,0	0,0	0,0	71,0	781	316	0
BANQUE CIC NORD OUEST	EUR	20,7	0,2	0,0	20,5	1 903	1 346	1 461
BANQUE CIC OUEST	EUR	4,7	0,0	0,0	4,7	4 971	1 420	0
BANQUE CIC SUD OUEST	EUR	161,5	0,0	0,0	161,5	3 670	704	0
BANQUE DE SAVOIE	EUR	0,5	0,0	0,0	0,5	1 826	84	0
BANQUE EDEL S.N.C	EUR	359,8	35,0	-20,3	345,1	675	400	635
BANQUE EUROPEENNE DU CREDIT MUTUEL	EUR	9,3	0,0	0,0	9,3	2 936	476	0
BANQUE FEDERATIVE DU CREDIT MUTUEL	EUR	2 248,2	20,0	-30,0	2 258,2	710	423	730

## MEDIUM TERM NOTES

### III.2.1 Bank issuers

- Residents

amounts in millions, maturity in number of days

Issuer	Issue currency	Outstanding amount in January 2018	Issue amount in January 2018	Matured Debt in January 2018	Outstanding amount in December 2017	Average original maturity of outstanding amount	Average residual maturity of outstanding amount	Average original maturity of issues
BANQUE PALATINE	EUR	16,2	0,0	0,0	16,2	1 853	878	0
BANQUE POPULAIRE ALSACE LORRAINE CHAMPAGNE	EUR	150,4	1,3	0,0	150,1	3 713	1 036	2 669
BANQUE POPULAIRE AQUITAINE CENTRE ATLANTIQUE	EUR	26,0	0,0	0,0	26,0	4 215	706	0
BANQUE POPULAIRE AUVERGNE RHONE ALPES	EUR	6,6	0,0	0,0	6,6	24 821	1 070	0
BANQUE POPULAIRE BOURGOGNE FRANCHE-COMTE	EUR	71,6	0,0	-0,5	72,1	4 208	1 083	0
BANQUE POPULAIRE DE L'OUEST	EUR	123,8	0,0	-0,8	125,2	1 371	547	0
BANQUE POPULAIRE DU MASSIF CENTRAL	EUR Equivalent_EUR	0,0	0,0	0,0	32,6 32,55			0
BANQUE POPULAIRE DU NORD	EUR	5,0	0,0	0,0	5,0	1 157	209	0
BANQUE POPULAIRE DU SUD	EUR	11,3	0,0	-1,0	12,3	3 500	1 072	0
BANQUE POPULAIRE GRAND OUEST	EUR	5,7	0,0	0,0	5,7	2 053	1 209	0

## MEDIUM TERM NOTES

### III.2.1 Bank issuers

- Residents

*amounts in millions, maturity in number of days*

Issuer	Issue currency	Outstanding amount in january 2018	Issue amount in january 2018	Matured Debt in january 2018	Outstanding amount in december 2017	Average original maturity of outstanding amount	Average residual maturity of outstanding amount	Average original maturity of issues
BANQUE POPULAIRE LOIRE ET LYONNAIS	EUR Equivalent_EUR	0,0	0,0	0,0	0,7 <b>0,65</b>			0
BANQUE POPULAIRE MEDITERRANEE	EUR	105,4	0,0	0,0	105,4	1 567	1 132	0
BANQUE POPULAIRE RIVES DE PARIS	EUR	365,2	210,0	0,0	155,2	1 099	424	368
BANQUE POPULAIRE VAL DE FRANCE	EUR	615,9	4,8	-1,3	614,8	1 579	762	1 191
BANQUE SOLFEA	EUR	20,0	0,0	0,0	20,0	1 096	79	0
BANQUE TRANSATLANTIQUE	EUR	1,0	0,0	0,0	1,0	3 651	1 108	0
BNP PARIBAS	EUR USD Equivalent_EUR	780,9 11,4 790,06	2,5 0,0 2,5	-80,9 0,0 <b>-80,89</b>	885,6 11,4 <b>895,08</b>	3 446 1 698 <b>3 426</b>	998 1 466 <b>1 004</b>	2 629 0 <b>675 047</b>
BPCE	EUR	661,0	0,0	0,0	661,0	3 175	842	0
BPIFRANCE FINANCEMENT	EUR	1 209,0	200,0	0,0	1 009,0	1 000	413	730
BRED-BANQUE POPULAIRE	EUR USD Equivalent_EUR	147,0 2,5 149,02	33,0 0,0 33	-3,0 0,0 <b>-3</b>	117,0 2,5 <b>119,1</b>	2 040 1 095 <b>2 027</b>	465 726 <b>468</b>	646 0 <b>15 102</b>

## MEDIUM TERM NOTES

### III.2.1 Bank issuers

#### - Residents

*amounts in millions, maturity in number of days*

Issuer	Issue currency	Outstanding amount in january 2018	Issue amount in january 2018	Matured Debt in january 2018	Outstanding amount in december 2017	Average original maturity of outstanding amount	Average residual maturity of outstanding amount	Average original maturity of issues
BTP BANQUE	EUR	22,9	0,0	0,0	22,9	1 858	779	0
CA CONSUMER FINANCE	EUR	2 733,5	0,0	0,0	2 733,5	977	418	0
CAISSE CENTRALE DU CREDIT IMMOBILIER DE FRANCE - 3CIF	EUR	80,0	0,0	0,0	80,0	6 209	1 444	0
CAISSE D'EPARGNE ET DE PREVOYANCE LOIRE-CENTRE	EUR	0,5	0,0	0,0	0,5	1 826	1 546	0
CAISSE DES DEPOTS ET CONSIGNATIONS	EUR	346,8	45,3	0,0	301,5	8 064	6 858	10 957
	USD	20,0	0,0	0,0	20,0	10 957	10 613	0
	Equivalent_EUR	362,84	45,28	0	318,18	8 192	7 024	19
CAISSE FEDERALE DU CIT MUT MAINE-ANJOU ET BASSE-NORMANDIE	EUR	261,0	0,0	-4,0	265,0	2 219	1 239	0
CAISSE FEDERALE DU CREDIT MUTUEL NORD EUROPE	EUR	299,0	100,0	0,0	199,0	2 738	722	730
CAISSE FEDERALE DU CREDIT MUTUEL OCEAN	EUR	337,4	11,3	-0,8	326,9	2 102	675	604
CAISSE REGIONALE DE CREDIT AGRICOLE MUTUEL ALSACE VOSGES	EUR	41,7	0,0	0,0	41,7	2 653	1 842	0
		<i>of which subordinated medium term notes</i>	41,66	0	0	41,66		
CAISSE REGIONALE DE CREDIT AGRICOLE MUTUEL ATLANTIQUE VENDEE	EUR	458,1	0,0	0,0	458,1	7 307	6 043	0

## MEDIUM TERM NOTES

### III.2.1 Bank issuers

#### - Residents

*amounts in millions, maturity in number of days*

Issuer	Issue currency	Outstanding amount in january 2018	Issue amount in january 2018	Matured Debt in january 2018	Outstanding amount in december 2017	Average original maturity of outstanding amount	Average residual maturity of outstanding amount	Average original maturity of issues
CAISSE REGIONALE DE CREDIT AGRICOLE MUTUEL BRIE PICARDIE	EUR	149,4	0,0	0,0	149,4	1 258	537	0
CAISSE REGIONALE DE CREDIT AGRICOLE MUTUEL CENTRE-EST	EUR	352,7	0,0	0,0	352,7	5 451	1 579	0
CAISSE REGIONALE DE CREDIT AGRICOLE MUTUEL CENTRE LOIRE	EUR	329,2	0,0	-3,0	332,2	1 971	689	0
<i>of which subordinated medium term notes</i>		<i>243,27</i>	<i>0</i>	<i>0</i>	<i>243,27</i>			
CAISSE REGIONALE DE CREDIT AGRICOLE MUTUEL CHARENTE MARITIME DEUX SEVRES	EUR	64,8	0,0	0,0	64,8	1 860	1 106	0
<i>of which subordinated medium term notes</i>		<i>57,75</i>	<i>0</i>	<i>0</i>	<i>57,75</i>			
CAISSE REGIONALE DE CREDIT AGRICOLE MUTUEL CHARENTE PERIGORD	EUR	272,7	0,0	0,0	272,7	1 475	583	0
CAISSE REGIONALE DE CREDIT AGRICOLE MUTUEL D'ALPES-PROVENCE	EUR	270,7	0,0	0,0	272,8	7 036	1 638	0
CAISSE REGIONALE DE CREDIT AGRICOLE MUTUEL D'AQUITAINE	EUR	418,1	0,0	0,0	418,1	3 787	699	0
<i>of which subordinated medium term notes</i>		<i>34,05</i>	<i>0</i>	<i>0</i>	<i>34,05</i>			
CAISSE REGIONALE DE CREDIT AGRICOLE MUTUEL DE CENTRE FRANCE	EUR	114,1	0,0	-1,0	115,0	8 146	6 799	0
<i>of which subordinated medium term notes</i>		<i>65,69</i>	<i>0</i>	<i>0</i>	<i>65,69</i>			
CAISSE REGIONALE DE CREDIT AGRICOLE MUTUEL DE CHAMPAGNE-BOURGOGNE	EUR	120,4	0,0	0,0	120,4	10 958	10 006	0
<i>of which subordinated medium term notes</i>		<i>120,36</i>	<i>0</i>	<i>0</i>	<i>120,36</i>			
CAISSE REGIONALE DE CREDIT AGRICOLE MUTUEL DE LA GUADELOUPE	EUR	6,5	0,0	0,0	6,5	10 958	10 047	0

## MEDIUM TERM NOTES

### III.2.1 Bank issuers

#### - Residents

*amounts in millions, maturity in number of days*

Issuer	Issue currency	Outstanding amount in january 2018	Issue amount in january 2018	Matured Debt in january 2018	Outstanding amount in december 2017	Average original maturity of outstanding amount	Average residual maturity of outstanding amount	Average original maturity of issues
		<i>of which subordinated medium term notes</i>	6	0	0	6		
CAISSE REGIONALE DE CREDIT AGRICOLE MUTUEL DE L'ANJOU ET DU MAINE	EUR	355,2	0,0	0,0	355,2	6 340	5 731	0
		<i>of which subordinated medium term notes</i>	162,5	0	0	162,5		
CAISSE REGIONALE DE CREDIT AGRICOLE MUTUEL DE NORMANDIE	EUR	550,0	0,0	0,0	550,0	5 171	1 373	0
CAISSE REGIONALE DE CREDIT AGRICOLE MUTUEL DE PARIS ET D'ILE DE FRANCE	EUR	180,4	0,0	0,0	180,4	3 423	1 048	0
		<i>of which subordinated medium term notes</i>	115,16	0	0	115,16		
CAISSE REGIONALE DE CREDIT AGRICOLE MUTUEL DES COTES-D'ARMOR	EUR	525,4	0,0	0,0	525,4	5 979	3 436	0
		<i>of which subordinated medium term notes</i>	55,14	0	0	55,14		
CAISSE REGIONALE DE CREDIT AGRICOLE MUTUEL DES SAVOIE	EUR	247,4	0,0	0,0	247,4	5 408	4 449	0
		<i>of which subordinated medium term notes</i>	199,88	0	0	199,88		
CAISSE REGIONALE DE CREDIT AGRICOLE MUTUEL DE TOURAINE ET DU POITOU	EUR	210,5	0,0	0,0	210,5	1 808	885	0
		<i>of which subordinated medium term notes</i>	190,58	0	0	190,58		
CAISSE REGIONALE DE CREDIT AGRICOLE MUTUEL D'ILLE ET VILAINE	EUR	3,5	0,0	0,0	3,5	3 265	1 066	0
CAISSE REGIONALE DE CREDIT AGRICOLE MUTUEL DU FINISTERE	EUR	147,2	1,2	0,0	146,0	9 291	8 212	7 669
CAISSE REGIONALE DE CREDIT AGRICOLE MUTUEL DU LANGUEDOC	EUR	56,1	0,0	0,0	56,1	10 958	10 012	0
		<i>of which subordinated medium term notes</i>	56,11	0	0	56,11		

## MEDIUM TERM NOTES

### III.2.1 Bank issuers

#### - Residents

*amounts in millions, maturity in number of days*

Issuer	Issue currency	Outstanding amount in january 2018	Issue amount in january 2018	Matured Debt in january 2018	Outstanding amount in december 2017	Average original maturity of outstanding amount	Average residual maturity of outstanding amount	Average original maturity of issues
CAISSE REGIONALE DE CREDIT AGRICOLE MUTUEL DU MORBIHAN	EUR	230,0	0,0	0,0	230,0	5 320	1 209	0
CAISSE REGIONALE DE CREDIT AGRICOLE MUTUEL DU NORD EST	EUR	703,1	0,0	0,0	703,1	2 685	795	0
<i>of which subordinated medium term notes</i>		<i>193</i>	<i>0</i>	<i>0</i>	<i>193</i>			
CAISSE REGIONALE DE CREDIT AGRICOLE MUTUEL FRANCHE-COMTE	EUR	10,3	0,0	0,0	10,3	3 667	692	0
CAISSE REGIONALE DE CREDIT AGRICOLE MUTUEL NORD DE FRANCE	EUR	1 487,5	0,0	0,0	1 487,5	4 352	1 055	0
<i>of which subordinated medium term notes</i>		<i>355</i>	<i>0</i>	<i>0</i>	<i>355</i>			
CAISSE REGIONALE DE CREDIT AGRICOLE MUTUEL NORD MIDI PYRENEES	EUR	77,9	0,0	0,0	77,9	10 958	10 000	0
<i>of which subordinated medium term notes</i>		<i>77,93</i>	<i>0</i>	<i>0</i>	<i>77,93</i>			
CAISSE REGIONALE DE CREDIT AGRICOLE MUTUEL NORMANDIE-SEINE	EUR	350,3	80,0	0,0	270,3	596	341	455
CAISSE REGIONALE DE CREDIT AGRICOLE MUTUEL PROVENCE COTE D'AZUR	EUR	212,7	0,0	0,0	212,7	1 498	596	0
CAISSE REGIONALE DE CREDIT AGRICOLE MUTUEL PYRENEES-GASCOGNE	EUR	205,0	0,0	0,0	205,0	2 484	834	0
CAISSE REGIONALE DE CREDIT AGRICOLE MUTUEL SUD-MEDITERRANEE	EUR	158,6	0,0	0,0	158,6	5 778	2 281	0
CAISSE REGIONALE DE CREDIT AGRICOLE MUTUEL SUD-RHONE-ALPES	EUR	222,5	0,0	0,0	222,5	2 515	973	0
<i>of which subordinated medium term notes</i>		<i>192,5</i>	<i>0</i>	<i>0</i>	<i>192,5</i>			
CAISSE REGIONALE DE CREDIT AGRICOLE MUTUEL TOULOUSE 31	EUR	63,1	0,0	0,0	63,1	1 061	447	0



## MEDIUM TERM NOTES

### III.2.1 Bank issuers

- Residents

*amounts in millions, maturity in number of days*

Issuer	Issue currency	Outstanding amount in january 2018	Issue amount in january 2018	Matured Debt in january 2018	Outstanding amount in december 2017	Average original maturity of outstanding amount	Average residual maturity of outstanding amount	Average original maturity of issues
CARREFOUR BANQUE	EUR	500,0	0,0	0,0	600,0	784	450	0
COMPAGNIE DE FINANCEMENT FONCIER	EUR	150,0	0,0	0,0	150,0	5 478	766	0
C.R.C. MARITIME MUTUEL DE BRETAGNE-NORMANDIE	EUR	5,2	0,0	0,0	5,2	1 626	469	0
CREDIT AGRICOLE CORPORATE AND INVESTMENT BANK	EUR	1 110,0	0,0	0,0	1 110,0	3 717	1 449	0
CREDIT AGRICOLE LEASING & FACTORING SA	EUR	87,0	0,0	0,0	87,0	730	685	0
CREDIT AGRICOLE S.A.	EUR	128,7	0,0	-2,0	130,7	5 426	1 426	0
CREDIT COOPERATIF	EUR	565,7	0,0	-2,5	568,4	3 218	1 035	0
CREDIT DU NORD	EUR	7 285,0	0,0	0,0	7 291,5	1 372	464	0
	USD	0,9	0,0	0,0	0,9	1 308	100	0
	Equivalent_EUR	7 285,72	0	0	7 292,2	1 372	464	
CREDIT FONCIER ET COMMUNAL D' ALSACE ET DE LORRAINE - SCF	EUR	30,0	0,0	0,0	30,0	3 653	804	0
CREDIT INDUSTRIEL ET COMMERCIAL	EUR	1 217,5	0,0	0,0	1 217,5	693	377	0

## MEDIUM TERM NOTES

### III.2.1 Bank issuers

- Residents

*amounts in millions, maturity in number of days*

Issuer	Issue currency	Outstanding amount in january 2018	Issue amount in january 2018	Matured Debt in january 2018	Outstanding amount in december 2017	Average original maturity of outstanding amount	Average residual maturity of outstanding amount	Average original maturity of issues
CREDIT LYONNAIS	EUR	3 224,0	8,0	-173,0	3 389,0	955	528	4 383
CREDIT MUNICIPAL DE PARIS	EUR	55,0	0,0	0,0	55,0	1 860	655	0
CREDIT MUTUEL ARKEA	EUR	170,2	0,0	0,0	170,2	4 183	1 422	0
	USD	1,9	0,0	0,0	1,9	1 096	170	0
	Equivalent_EUR	171,77	<b>0</b>	<b>0</b>	<b>171,83</b>	<b>4 155</b>	<b>1 411</b>	
DEXIA CREDIT LOCAL	EUR	80,0	0,0	0,0	80,0	5 612	744	0
DIAC SA	EUR	65,0	0,0	0,0	65,0	731	449	0
EDMOND DE ROTHSCHILD (FRANCE)	EUR	70,0	17,0	0,0	53,0	833	633	621
FRANFINANCE	EUR	140,0	0,0	-47,0	187,0	600	73	0
HSBC FRANCE	EUR	85,2	0,0	0,0	85,2	8 575	3 952	0
NATIXIS	EUR	702,1	0,0	-40,0	742,4	3 848	1 607	0
ONEY BANK	EUR	260,0	50,0	0,0	260,0	845	540	912

## MEDIUM TERM NOTES

### III.2.1 Bank issuers

#### - Residents

*amounts in millions, maturity in number of days*

Issuer	Issue currency	Outstanding amount in january 2018	Issue amount in january 2018	Matured Debt in january 2018	Outstanding amount in december 2017	Average original maturity of outstanding amount	Average residual maturity of outstanding amount	Average original maturity of issues
ORANGE BANK	EUR	228,8	0,0	0,0	228,8	1 373	614	0
PSA BANQUE FRANCE	EUR	354,0	0,0	0,0	354,0	786	329	0
RCI BANQUE SA	EUR	5,0	0,0	0,0	5,0	1 096	100	0
ROTHSCHILD MARTIN MAUREL	EUR	1,5	0,0	0,0	1,5	1 095	743	0
SOCIETE GENERALE	EUR	8 524,5	570,0	-30,0	8 284,5	1 872	1 032	536
SOCRAM BANQUE	EUR	165,0	0,0	0,0	165,0	735	429	0
<b>Total Residents</b>	<b>Equivalent_EUR</b>	<b>47 633,2</b>	<b>1 500,5</b>	<b>-491,0</b>	<b>47 147,3</b>	<b>2 259</b>	<b>1 062</b>	<b>937</b>
	<i>of which subordinated medium term notes</i>	<i>2 413,1</i>	<i>0,0</i>	<i>0,0</i>	<i>2 413,1</i>			

#### - Non residents located outside the Euro area

*amounts in millions, maturity in number of days*

Issuer	Issue currency	Outstanding amount in january 2018	Issue amount in january 2018	Matured Debt in january 2018	Outstanding amount in december 2017	Average original maturity of outstanding amount	Average residual maturity of outstanding amount	Average original maturity of issues
BANK OF CHINA LIMITED Paris Branch	USD	25,0	0,0	0,0	25,0	1 534	1 018	0
	Equivalent_EUR	20,07	0	0	20,85	1 534	1 018	

## MEDIUM TERM NOTES

### III.2.1 Bank issuers

- Non residents located outside the Euro area

*amounts in millions, maturity in number of days*

Issuer	Issue currency	Outstanding amount in january 2018	Issue amount in january 2018	Matured Debt in january 2018	Outstanding amount in december 2017	Average original maturity of outstanding amount	Average residual maturity of outstanding amount	Average original maturity of issues
BANQUE CALEDONIENNE D INVESTISSEMENT	EUR	156,8	0,0	0,0	156,8	928	619	0
SUMITOMO MITSUI BANKING CORPORATION EUROPE LIMITED succursale de Paris	EUR	185,0	0,0	0,0	185,0	731	16	0
<b>Total Non residents located outside the Euro area</b>	<b>Equivalent_EUR</b>	<b>361,9</b>	<b>0,0</b>	<b>0,0</b>	<b>362,6</b>	<b>861</b>	<b>333</b>	

## MEDIUM TERM NOTES

### III.2.2 Others financial issuers excluding asset backed securities issuers

#### - Residents

*amounts in millions, maturity in number of days*

Issuer	Issue currency	Outstanding amount in january 2018	Issue amount in january 2018	Matured Debt in january 2018	Outstanding amount in december 2017	Average original maturity of outstanding amount	Average residual maturity of outstanding amount	Average original maturity of issues
EXANE	EUR	100,0	0,0	0,0	100,0	1 094	436	
EXANE	USD	100,0	0,0	0,0	100,0	1 096	915	
	Equivalent_EUR	180,28	0	0	183,38	1 095	649	
<b>Total Residents</b>	<b>Equivalent_EUR</b>	<b>180,3</b>	<b>0,0</b>	<b>0,0</b>	<b>183,4</b>	<b>1 095</b>	<b>649</b>	

## MEDIUM TERM NOTES

### III.2.3 Others financial issuers

- Residents

*amounts in millions, maturity in number of days*

Issuer	Issue currency	Outstanding amount in January 2018	Issue amount in January 2018	Matured Debt in January 2018	Outstanding amount in December 2017	Average original maturity of outstanding amount	Average residual maturity of outstanding amount	Average original maturity of issues
NATIXIS LOAN FUNDING	EUR	380,1	0,0	0,0	380,1	2 513	1 239	0
<b>Total Residents</b>	<b>Equivalent_EUR</b>	<b>380,1</b>	<b>0,0</b>	<b>0,0</b>	<b>380,1</b>	<b>2 513</b>	<b>1 239</b>	<b>0</b>

## MEDIUM TERM NOTES

### III.2.4 Non financial issuers

#### - Residents

*amounts in millions, maturity in number of days*

Issuer	Issue currency	Outstanding amount in january 2018	Issue amount in january 2018	Matured Debt in january 2018	Outstanding amount in december 2017	Average original maturity of outstanding amount	Average residual maturity of outstanding amount	Average original maturity of issues
FONCIERE DES REGIONS	EUR	72,0	0,0	-8,0	80,0	729	424	0
LAGARDERE SCA	EUR	16,7	0,0	0,0	16,7	730	544	0
SAFRAN	EUR	50,0	0,0	0,0	50,0	730	581	0
SOPRA STERIA GROUP	EUR	79,0	79,0	0,0	0,0	795	783	795
UNIBAIL- RODAMCO SE	EUR	102,3	0,0	0,0	102,3	486	98	0
<b>Total Residents</b>	<b>Equivalent_EUR</b>	<b>320,0</b>	<b>79,0</b>	<b>-8,0</b>	<b>249,0</b>	<b>668</b>	<b>439</b>	<b>795</b>

#### - Non residents located in Euro area (excluding France)

*amounts in millions, maturity in number of days*

Issuer	Issue currency	Outstanding amount in january 2018	Issue amount in january 2018	Matured Debt in january 2018	Outstanding amount in december 2017	Average original maturity of outstanding amount	Average residual maturity of outstanding amount	Average original maturity of issues
ECONOCOM GROUP SA/NV	EUR	55,0	55,0	0,0	0,0	730	721	730
<b>Total Non residents located in Euro area (excluding France)</b>	<b>Equivalent_EUR</b>	<b>55,0</b>	<b>55,0</b>	<b>0,0</b>	<b>0,0</b>	<b>730</b>	<b>721</b>	<b>730</b>

## MEDIUM TERM NOTES

### III.2.5 Public issuers

#### - Residents

*amounts in millions, maturity in number of days*

Issuer	Issue currency	Outstanding amount in january 2018	Issue amount in january 2018	Matured Debt in january 2018	Outstanding amount in december 2017	Average original maturity of outstanding amount	Average residual maturity of outstanding amount	Average original maturity of issues
CAISSE D'AMORTISSEMENT DE LA DETTE SOCIALE	EUR	264,0	0,0	0,0	264,0	4 929	2 835	0
UNEDIC	EUR	5 950,0	0,0	0,0	5 950,0	1 871	1 244	0
<b>Total Residents</b>	<b>Equivalent_EUR</b>	<b>6 214,0</b>	<b>0,0</b>	<b>0,0</b>	<b>6 214,0</b>	<b>2 000</b>	<b>1 311</b>	<b>0</b>