



Turnover in retail trade at the end of May 2025

June 20th, 2025

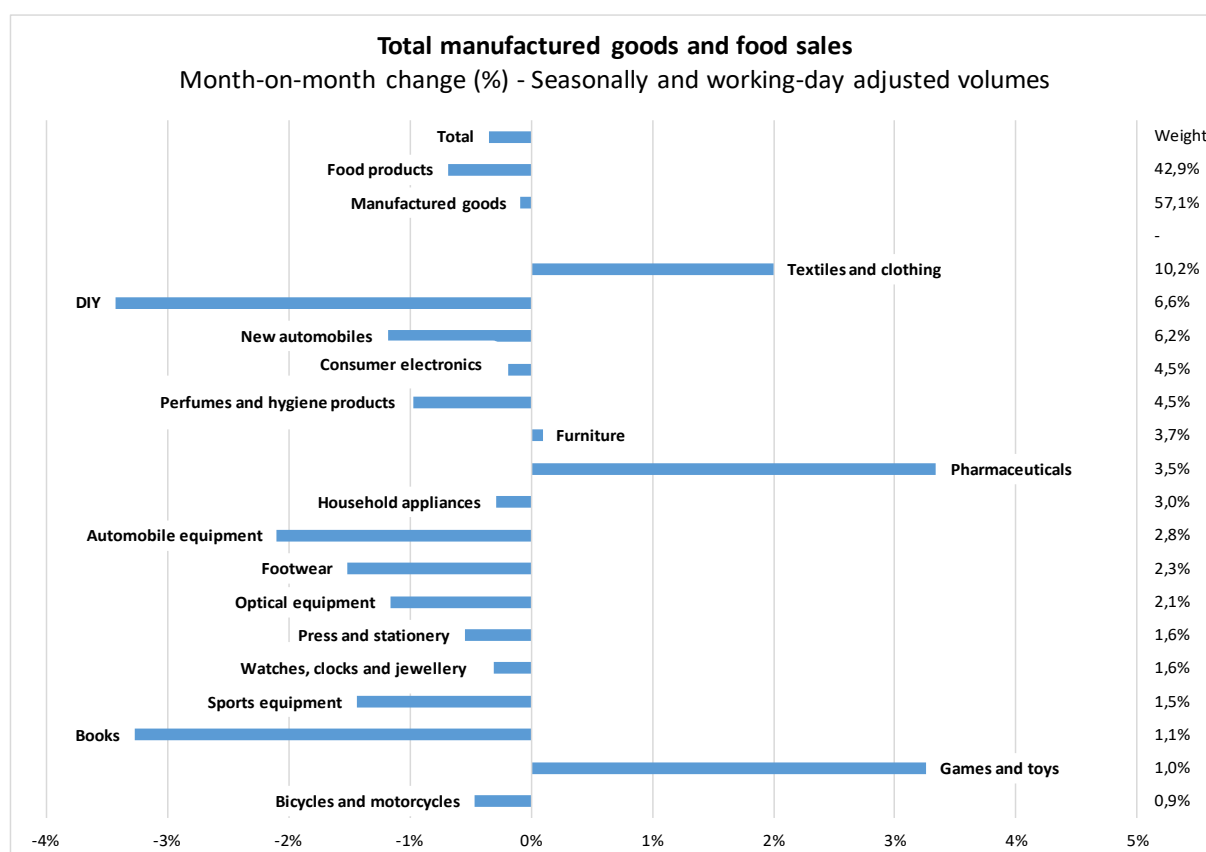
Turnover in retail trade declined slightly in May

Note: The change in retail sales does not reflect the change in total household consumption as the latter includes other items such as health care, education and rents.

In May, turnover in retail trade fell slightly (-0.3%) month-on-month (data adjusted for seasonal and working-day variations), after rising slightly in April (0.3%). Food sales and manufactured goods sales dropped by 0.7% and -0.1%, after dipping (-0.2%) and edging up (0.7%) respectively last month. Sales declined in certain manufactured goods subsectors: DIY (-3.4% after 5.9%), books (-3.3% after 1.4%) and automotive equipment (-2.1% after 0.2%). These decreases were largely offset by growth in games and toys (3.3% after -3.4%), pharmaceuticals (3.3% after +0.7%) and textiles and clothing (2.0% after -1.3%).

In terms of **distribution channels**, hypermarket and supermarket sales fell in May (by -2.1% and -1.8% respectively), while sales at department stores picked up (by 1.0%, after declining by 2.4%). Sales at small retailers were down (by -0.6%, after increasing by 0.1%).

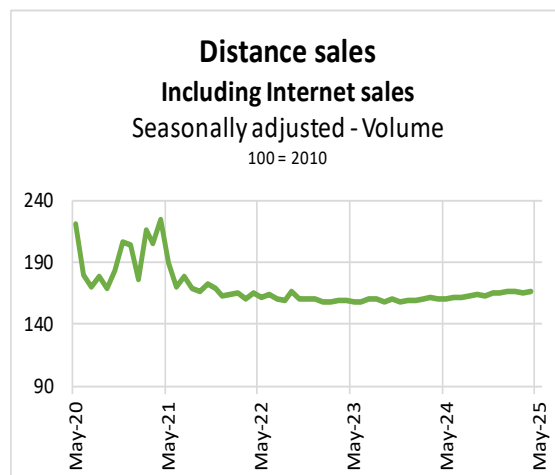
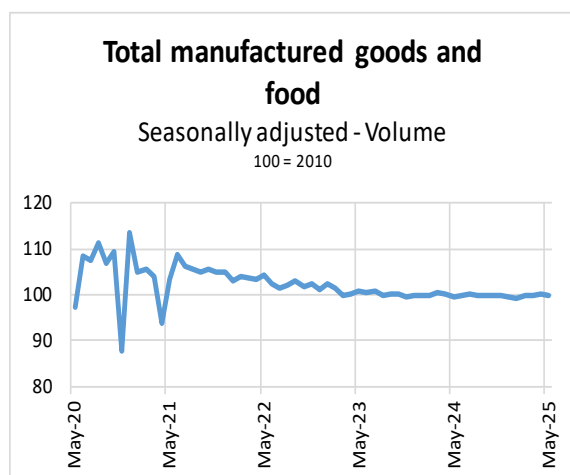
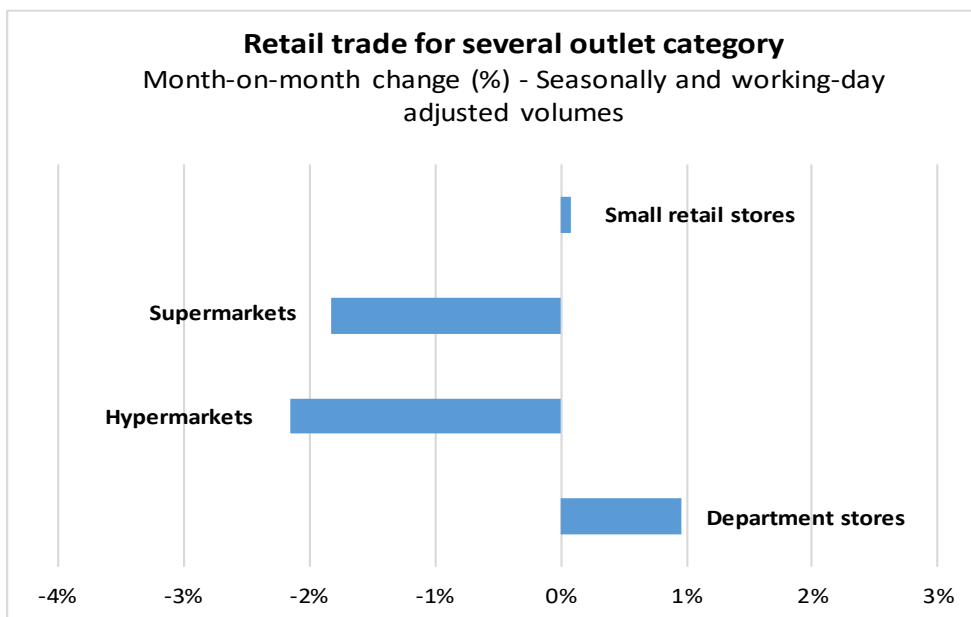
Three month-on-three month, overall turnover in retail trade rose slightly (0.4%), with a positive change for manufactured goods (0.7%) and stability for food.



Notes:.

- 1) Sectors are classified according to the relative weight of the products included in the total aggregate of retail trade (weights are given on the right scale).
- 2) The aggregated and by sub-sector series are seasonally adjusted on an individual basis. Total and manufactured products series are reconstituted by aggregating the SA-WDA series of the sub-components.
- 3) SA-WDA: Seasonally and working-day adjusted.

Period under review: April 2025



Sources: FEVAD and Banque de France

Provisional data as of the 8th working day following the month under review.

Notes:

- 1) The Fevad and the Banque de France work together to publish the e-commerce figures for France (excluding food). The last published figure covers December 2024. The actual figure for January will be published as soon as it is available.
- 2) The aggregated and by sub-sector series are seasonally adjusted on an individual basis. Total and manufactured products series are reconstituted by aggregating the SA-WDA series of the sub-components.

Note on methodology: The food product and total retail trade indices were revised in 2024 using a new methodology. The new series started in 2010.

For further details, see [sectoral level information](#), [methodology](#), [publications calendar](#) and [contacts](#)

Find the series on the website of the Bank of France in [Webstat Banque de France](#) database.

Subscription to Business surveys can be requested to www.banque-france.fr

