EUROPEAN CENTRAL BANK

EUROSYSTEM

Press release

26 November 2026

Monetary developments in the euro area: October 2026

- Annual growth rate of broad monetary aggregate M3 stood at 3.6% in October 2026, unchanged from previous month (revised from 3.5%)
- Annual growth rate of narrower monetary aggregate M1, comprising currency in circulation and overnight deposits, decreased to 2.4% in October from 2.7% in September
- Annual growth rate of adjusted loans to households stood at 3.1% in October, unchanged from previous month
- Annual growth rate of adjusted loans to non-financial corporations increased to 4.5% in October from 4.3% in September (revised from 4.2%)

Components of the broad monetary aggregate M3

The annual growth rate of the broad monetary aggregate M3 stood at 3.6% in October 2026, unchanged from the previous month, averaging 3.6% in the three months up to October. The components of M3 showed the following developments. The annual growth rate of the narrower aggregate M1, which comprises currency in circulation and overnight deposits, decreased to 2.4% in October from 2.7% in September. The annual growth rate of short-term deposits other than overnight deposits (M2-M1) stood at 4.7% in October, compared with 4.6% in September. The annual growth rate of marketable instruments (M3-M2) increased to 9.8% in October from 7.3% in September.

European Central Bank
Directorate General Communications
Sonnemannstrasse 20, 60314 Frankfurt am Main, Germany
Tel.: +49 69 1344 7455, e-mail: media@ecb.europa.eu, website: www.ecb.europa.eu

Reproduction is permitted provided that the source is acknowledged.

Chart 1
Monetary aggregates

(annual growth rates)

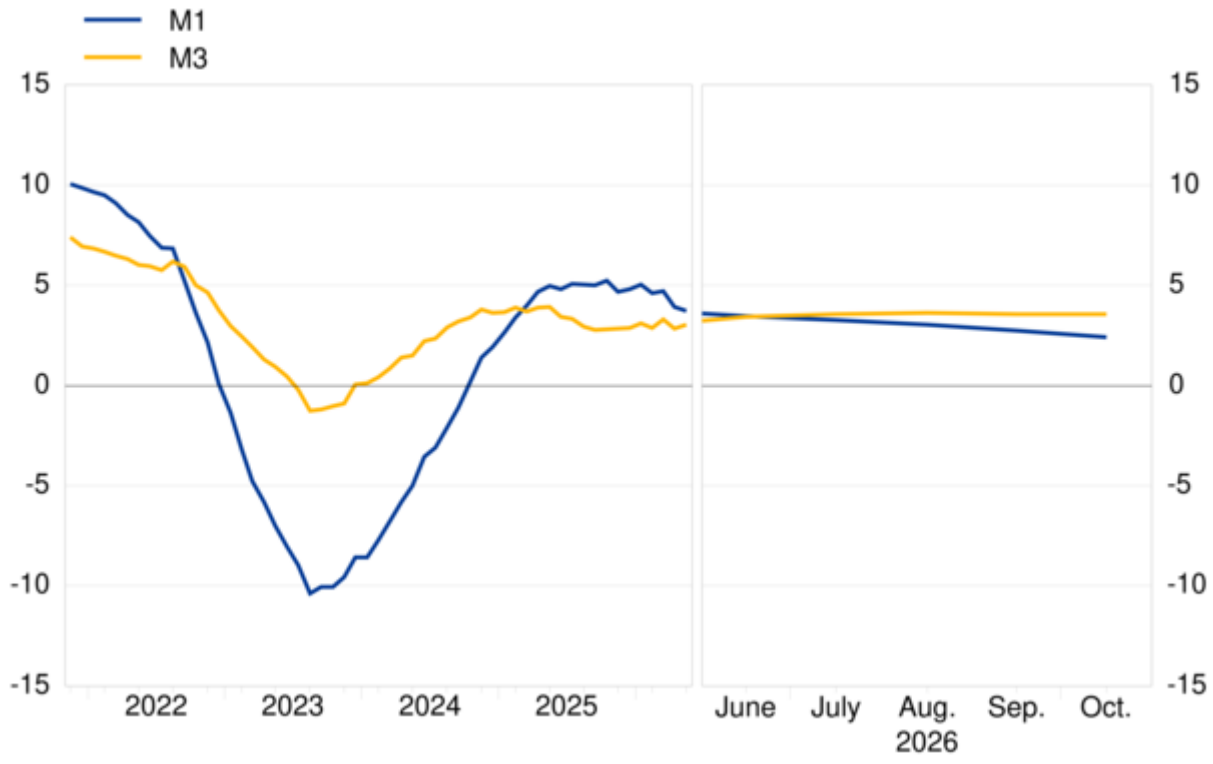

Data for monetary aggregates

Looking at the components' contributions to the annual growth rate of M3, the narrower aggregate M1 contributed 1.6 percentage points (down from 1.8 percentage points in September), short-term deposits other than overnight deposits (M2-M1) contributed 1.4 percentage points (up from 1.3 percentage points) and marketable instruments (M3-M2) contributed 0.6 percentage points (up from 0.5 percentage points).

Among the holding sectors of deposits in M3, the annual growth rate of deposits placed by households decreased to 2.2% in October from 2.4% in September, while the annual growth rate of deposits placed by non-financial corporations decreased to 4.8% in October from 5.4% in September. Finally, the annual growth rate of deposits placed by investment funds other than money market funds increased to 2.9% in October from -0.3% in September.

European Central Bank
Directorate General Communications
Sonnemannstrasse 20, 60314 Frankfurt am Main, Germany
Tel.: +49 69 1344 7455, e-mail: media@ecb.europa.eu, website: www.ecb.europa.eu

Reproduction is permitted provided that the source is acknowledged.

Counterparts of the broad monetary aggregate M3

The annual growth rate of M3 in October 2026, as a reflection of changes in the items on the monetary financial institution (MFI) consolidated balance sheet other than M3 (counterparts of M3), can be broken down as follows: claims on the private sector contributed 3.4 percentage points (as in the previous month), net external assets contributed 2.3 percentage points (down from 2.5 percentage points), claims on general government contributed -0.3 percentage points (down from -0.2 percentage points), longer-term liabilities contributed -1.8 percentage points (as in the previous month), and the remaining counterparts of M3 contributed -0.1 percentage points (up from -0.2 percentage points).

Chart 2
Contribution of the M3 counterparts to the annual growth rate of M3

(percentage points)

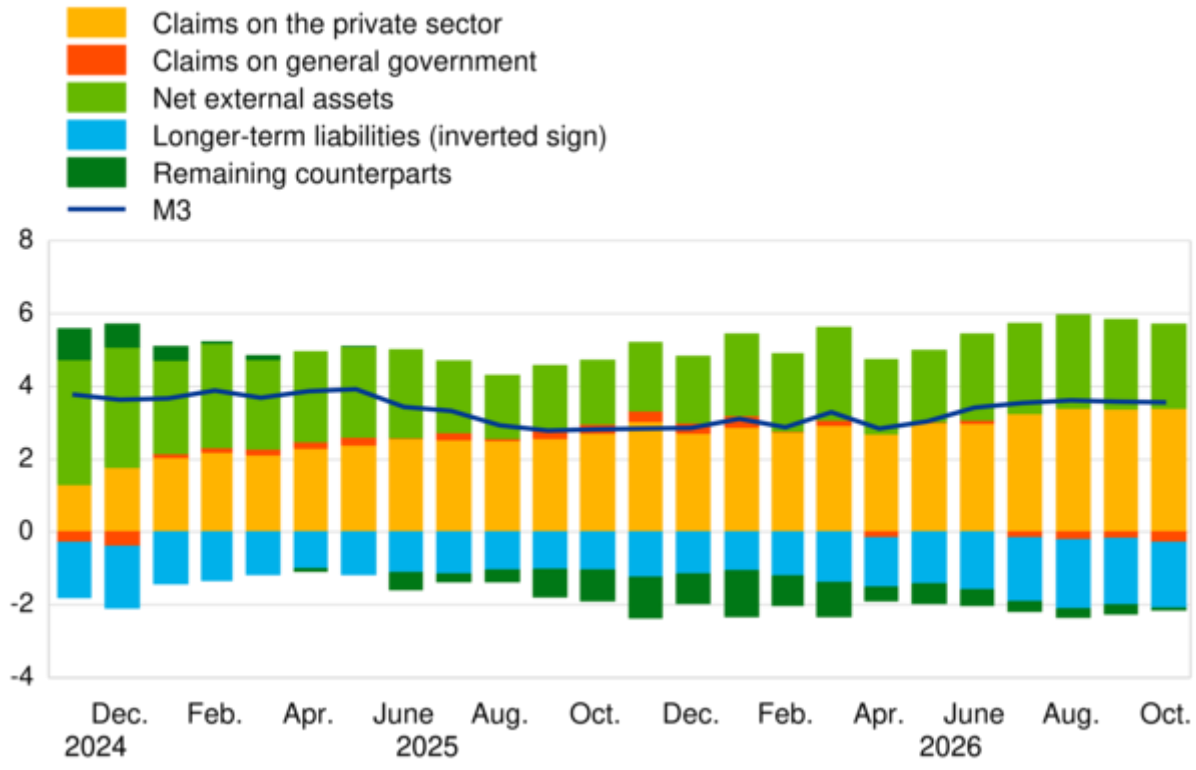

Data for contribution of the M3 counterparts to the annual growth rate of M3

Claims on euro area residents

European Central Bank
Directorate General Communications
Sonnemannstrasse 20, 60314 Frankfurt am Main, Germany
Tel.: +49 69 1344 7455, e-mail: media@ecb.europa.eu, website: www.ecb.europa.eu

Reproduction is permitted provided that the source is acknowledged.

The annual growth rate of total claims on euro area residents stood at 2.4% in October 2026, unchanged from the previous month. The annual growth rate of claims on general government was -0.8% in October, compared with -0.5% in September, while the annual growth rate of claims on the private sector stood at 3.6% in October, unchanged from the previous month.

The annual growth rate of adjusted loans to the private sector (i.e. adjusted for loan transfers and notional cash pooling) stood at 4.3% in October, compared with 4.4% in September. Within the non-financial private sector, the annual growth rate of adjusted loans to households stood at 3.1% in October, unchanged from the previous month, while the annual growth rate of adjusted loans to non-financial corporations increased to 4.5% in October from 4.3% in September.

Chart 3
Adjusted loans to the private sector

(annual growth rates)

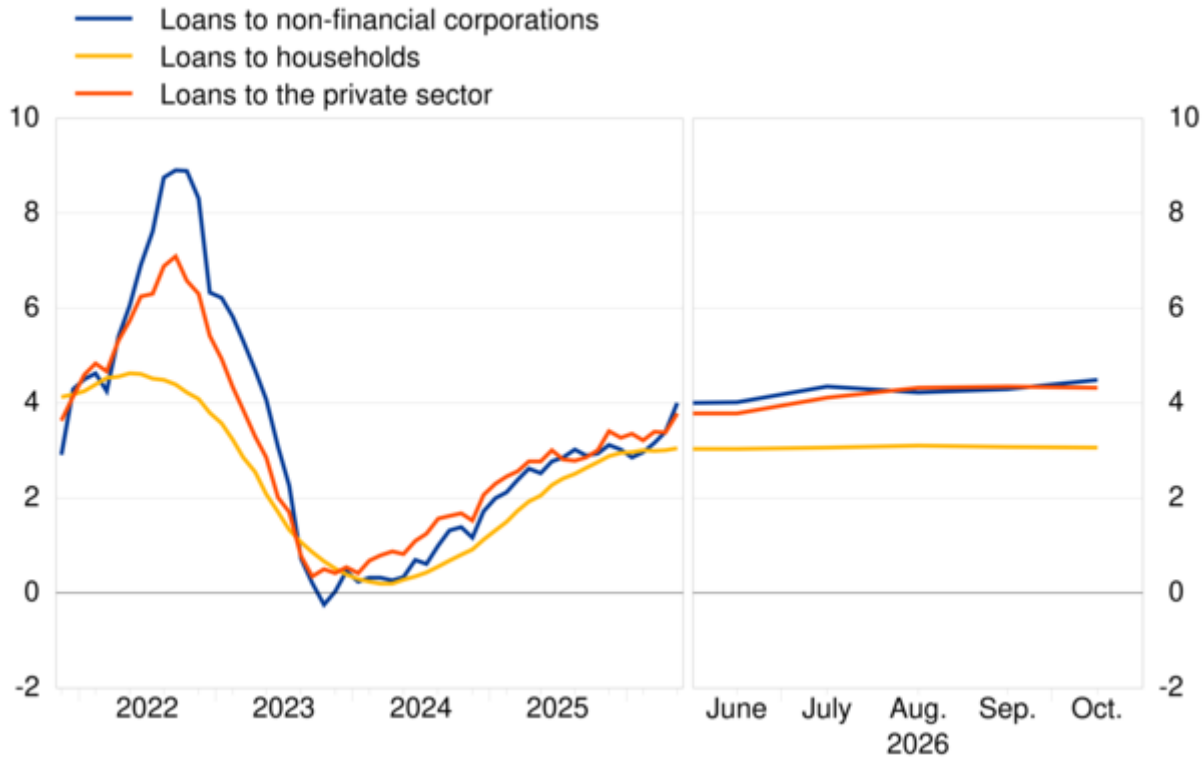

Data for adjusted loans to the private sector

European Central Bank
Directorate General Communications
Sonnemannstrasse 20, 60314 Frankfurt am Main, Germany
Tel.: +49 69 1344 7455, e-mail: media@ecb.europa.eu, website: www.ecb.europa.eu

Reproduction is permitted provided that the source is acknowledged.

Notes:

- Data in this press release are adjusted for seasonal and end-of-month calendar effects, unless stated otherwise.
- "Private sector" refers to euro area non-MFIs excluding general government.
- Hyperlinks lead to data that may change with subsequent releases as a result of revisions. Figures shown in annex tables are a snapshot of the data as at the time of the current release.

European Central Bank
Directorate General Communications
Sonnemannstrasse 20, 60314 Frankfurt am Main, Germany
Tel.: +49 69 1344 7455, e-mail: media@ecb.europa.eu, website: www.ecb.europa.eu

Reproduction is permitted provided that the source is acknowledged.