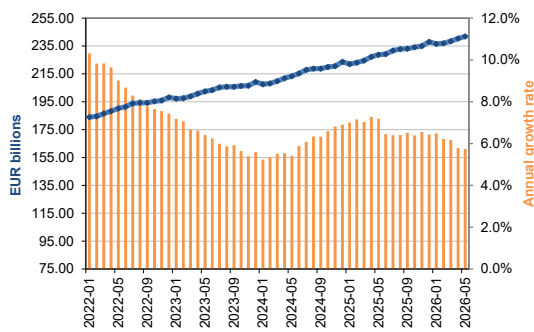




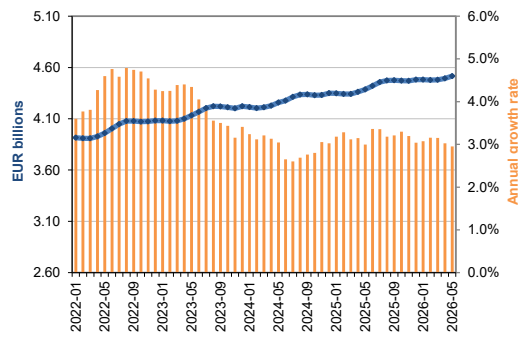
MONTHLY DEVELOPMENT OF NET ISSUANCE - FRANCE

Since the euro cash changeover in January 2002, the concept of currency circulation is not relevant nationally. Because of the lack of measurement of banknotes's migration, this indicator is only relevant at the level of the Eurosystem, and represents the overall volume of banknotes and coins in circulation, including those outside the eurozone. At the national level, we use the concept of net issuance, representing the cumulative sum of the differences between the withdraws and the lodgments of each National Central Bank since the introduction of the euro.

Net issuance of banknotes in France (in value)



Net issuance of coins in France (in value)



Source : Banque de France, Cash Management

Evolution of banknote net issuance (EUR billions)
France

End of month	2024	2025	2026
January	207.56	222.10	236.51
February	208.15	223.04	236.91
March	209.85	224.61	238.46
April	211.89	227.31	240.46
May	213.39	228.73	241.87
June	215.27	229.15	
July	217.81	231.74	
August	218.76	232.79	
September	218.79	233.06	
October	220.00	234.06	
November	220.53	234.98	
December	223.68	238.06	

Evolution of coins net issuance (EUR billions)
France

End of month	2024	2025	2026
January	4.21	4.35	4.48
February	4.20	4.34	4.48
March	4.21	4.34	4.48
April	4.23	4.36	4.49
May	4.26	4.39	4.52
June	4.28	4.42	
July	4.31	4.46	
August	4.34	4.47	
September	4.34	4.48	
October	4.33	4.47	
November	4.33	4.47	
December	4.35	4.48	

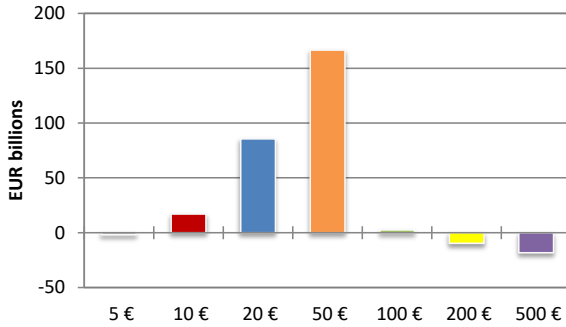
Source : Banque de France, Cash Management



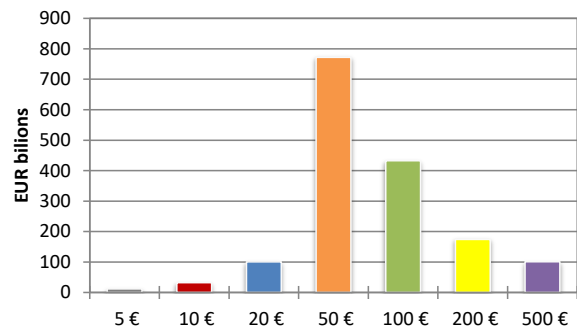
May-26

**NET ISSUANCE BY BANKNOTE DENOMINATION
COMPARISON FRANCE-EUROSISTÈME**

Net issuance of banknotes per denomination (FR)

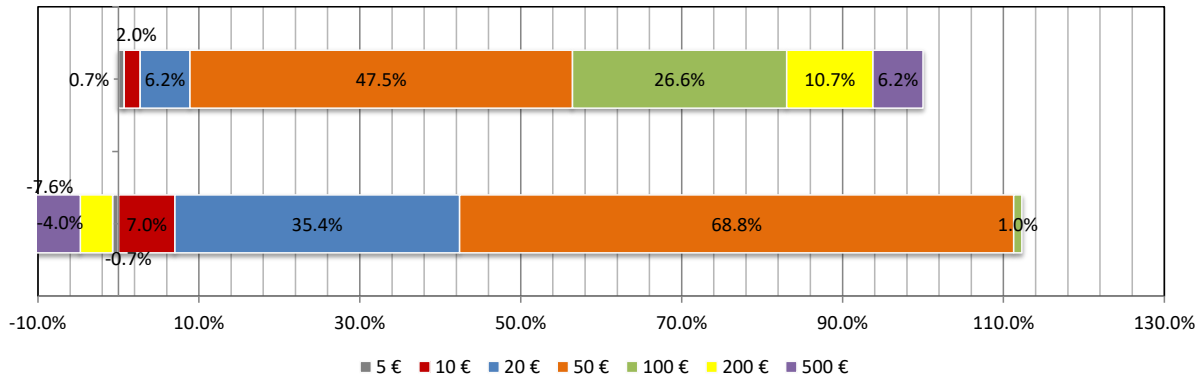


Net issuance of banknotes per denomination (EUR)



Source : ECB, Banque de France, Cash Management

Share per denomination in total net issuance (in value)



Net issuance (EUR billions)	FRANCE			EUROSISTÈME		
	May-25	May-26	May-2026 / May-2025	May-25	May-26	May-2026 / May-2025
€ 500	-17.88	-18.27	/	112.04	100.86	-10.0%
€ 200	-9.00	-9.69	/	172.10	174.12	1.2%
€ 100	5.23	2.49	-52.3%	412.35	432.52	4.9%
<i>Subtotal denominations of hoarding</i>	-21.64	-25.46	/	696.49	707.49	1.6%
€ 50	152.55	166.52	9.2%	746.65	771.99	3.4%
€ 20	83.25	85.57	2.8%	96.27	100.52	4.4%
€ 10	16.27	17.02	4.6%	30.80	32.17	4.5%
€ 5	-1.70	-1.79	/	11.28	11.69	3.7%
<i>Subtotal denominations of transaction</i>	250.37	267.32	6.8%	884.99	916.37	3.5%
Total	228.73	241.87	5.7%	1 581.48	1 623.86	2.7%

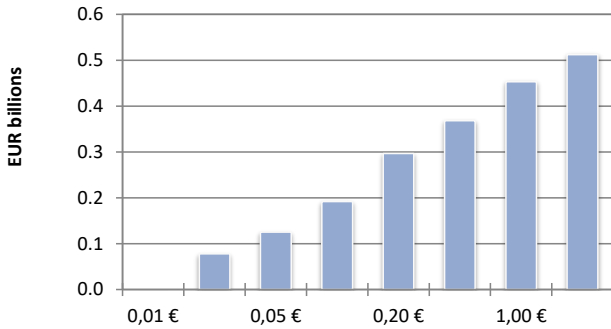
Source : ECB, Banque de France, Cash Management



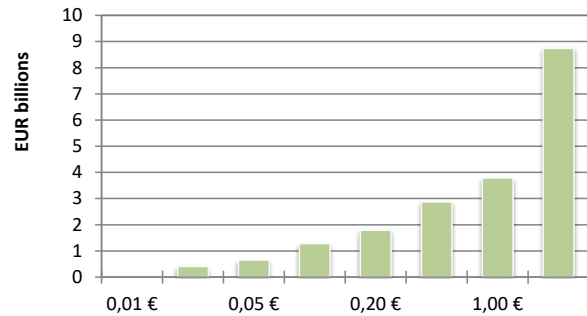
May-26

**NET ISSUANCE BY COIN DENOMINATION
COMPARISON FRANCE-EUROSISTEM**

Net issuance of coins per denomination (FR)

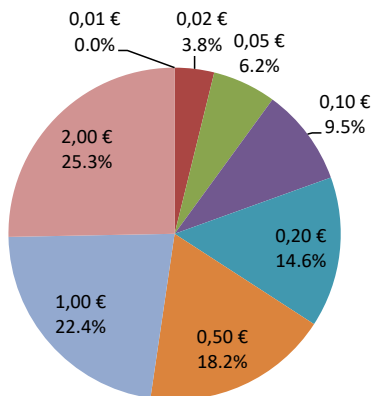


Net issuance of coins per denomination (EUR)

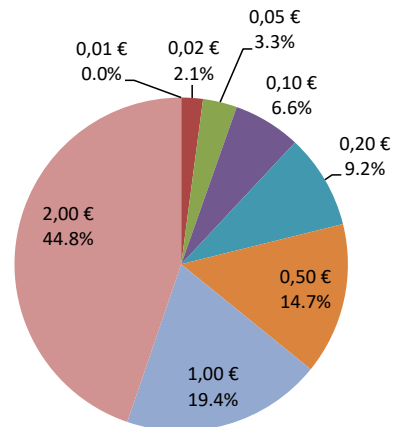


Source : ECB, Banque de France, Cash Management

Share of net issuance (in value - France)



Share of net issuance (in value - Eurosystem)



Source : ECB, Banque de France, Cash Management

Net issuance (EUR billions)	FRANCE		
	May-25	May-26	May-2026 / May-2025
€ 0.01	0.08	0.08	2.0%
€ 0.02	0.12	0.13	2.5%
€ 0.05	0.19	0.19	2.1%
€ 0.1	0.29	0.30	2.2%
€ 0.2	0.36	0.37	3.3%
€ 0.5	0.44	0.45	2.6%
€ 1	0.51	0.51	-0.1%
€ 2	2.40	2.49	3.8%
Total	4.39	4.52	3.0%

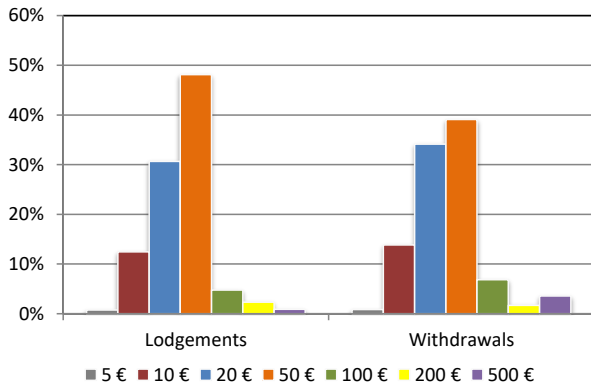
Net issuance (EUR billions)	EUROSISTEM		
	May-25	May-26	May-2026 / May-2025
€ 0.01	0.40	0.41	1.6%
€ 0.02	0.63	0.65	2.0%
€ 0.05	1.25	1.28	2.6%
€ 0.1	1.75	1.79	2.2%
€ 0.2	2.79	2.87	3.0%
€ 0.5	3.69	3.79	2.7%
€ 1	8.49	8.74	2.9%
€ 2	15.67	16.22	3.5%
Total	34.67	35.74	3.1%

Source : ECB, Banque de France, Cash Management

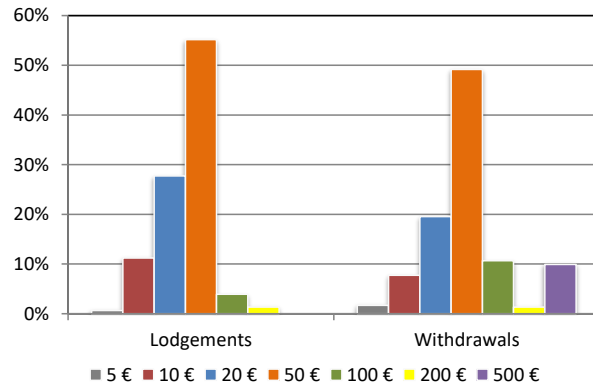


**STRUCTURE AND DEVELOPMENT OF BANKNOTES FLOWS
COMPARISON FRANCE-EUROSYSYSTEM**

Structure of banknotes flows (FR - in value)



Structure of banknotes flows (EUR - in value)



Source : ECB, Banque de France, Cash Management

of banknote net issuance (EUR billion)	5 €	10 €	20 €	50 €	100 €	200 €	500 €	Total
France								
♦ Lodgments								
2022	0.79	11.77	28.43	49.12	5.42	2.59	0.77	98.89
2023	0.78	11.20	26.61	48.18	5.74	2.64	0.70	95.84
2024	0.74	10.78	25.03	46.47	5.45	2.55	0.52	91.55
2025	0.75	10.58	24.23	46.37	5.41	2.54	0.44	90.32
2026*	0.28	4.16	9.42	18.56	2.02	0.97	0.14	35.56
♦ Withdrawals								
2022	0.73	12.64	31.21	62.11	4.43	1.52	0.00	112.63
2023	0.71	11.88	28.77	60.80	3.33	1.45	0.00	106.93
2024	0.67	11.62	27.51	61.36	3.58	1.27	0.00	106.01
2025	0.66	11.33	26.58	61.01	2.98	2.16	0.00	104.72
2026*	0.25	4.34	10.03	23.41	0.78	0.55	0.00	39.37
Eurosystem								
♦ Lodgments								
2022	12.11	60.38	144.88	424.63	147.01	86.95	36.41	912.37
2023	12.13	59.65	143.77	441.54	156.81	58.65	17.25	889.80
2024	11.83	57.56	138.43	426.67	155.19	51.84	14.46	855.98
2025	11.54	54.75	132.66	411.63	158.59	50.18	13.96	833.32
2026*	4.65	22.77	54.38	164.20	64.81	19.34	4.37	334.51
♦ Withdrawals								
2022	12.51	61.49	148.07	462.26	167.91	83.05	0.20	935.48
2023	12.49	60.32	144.82	451.27	177.99	56.95	0.18	904.03
2024	12.17	58.41	139.90	445.50	167.91	53.06	0.15	877.10
2025	11.87	55.18	134.40	429.95	177.99	55.01	0.11	864.52
2026*	4.69	22.89	54.53	167.79	70.25	18.69	0.04	338.88

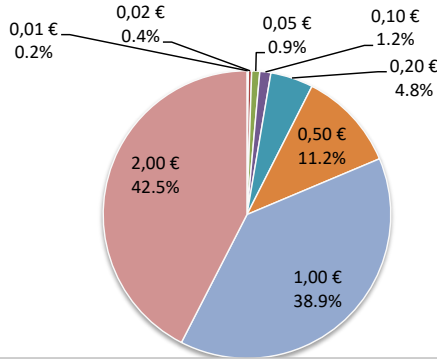
Source : ECB, Banque de France, Cash Management

*At the end of 05-2026

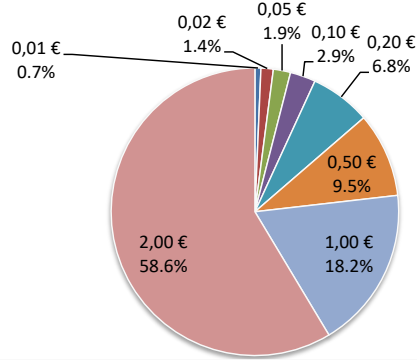


**STRUCTURE AND EVOLUTION OF COIN'S FLOWS
COMPARISON FRANCE-EUROSYSTEM**

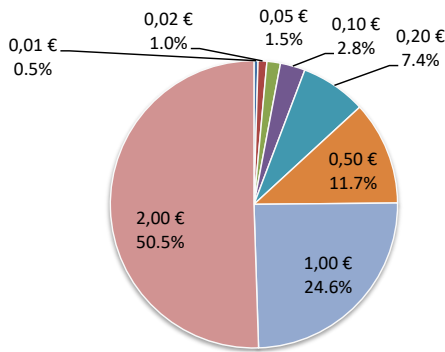
Structure of lodgments (FR - in value)



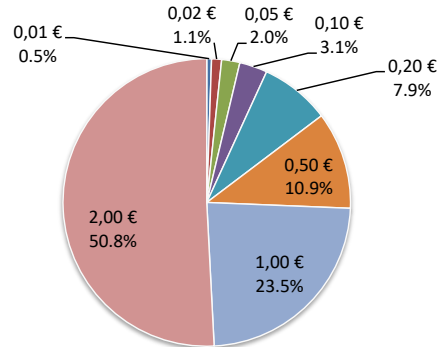
Structure of withdrawals in (FR - in value)



Structure of lodgments (EUR - in value)



Structure of withdrawals (EUR - in value)



Source : ECB, Banque de France, Cash Management

	Evolution of banknote net issuance (EUR billions)						Evolution of coins net		Total
	0.01 €	0.02 €	0.05 €	0.10 €	0.20 €	0.50 €	1.00 €		
France									
♦ Lodgments									
2023	0.26	0.63	1.33	3.03	9.73	18.89	66.76	84.77	185.40
2024	0.25	0.63	1.41	2.73	8.69	16.98	60.83	70.36	161.88
2025	0.27	0.63	1.37	1.86	6.63	13.53	49.45	53.70	127.44
2026*	0.07	0.17	0.41	0.56	2.17	5.06	17.56	19.19	45.18
♦ Withdrawals									
2023	1.73	3.30	4.79	9.33	20.15	32.46	68.07	184.78	324.61
2024	1.81	3.62	5.27	8.49	18.79	27.89	57.30	162.63	285.79
2025	1.74	3.59	5.03	7.44	17.67	24.70	47.28	152.15	259.59
2026*	0.63	1.30	1.71	2.40	5.59	7.22	14.13	47.19	80.17
Eurosystem									
♦ Lodgments									
2023	16.78	38.17	63.03	115.54	280.66	421.43	906.23	1 801.46	3 643.30
2024	15.79	35.00	55.87	104.22	267.85	384.48	823.84	1 684.60	3 371.65
2025	15.52	32.76	53.36	98.06	256.83	409.74	790.58	1 619.93	3 276.79
2026*	5.82	12.70	19.42	35.74	94.65	149.34	314.93	645.72	1 278.32
♦ Withdrawals									
2023	23.45	50.13	89.95	152.73	350.14	526.93	1 151.35	2 359.39	4 704.06
2024	21.78	46.21	83.00	137.49	341.92	477.08	1 006.58	2 200.04	4 314.10
2025	20.48	42.64	80.04	128.85	323.92	485.09	968.74	2 115.98	4 165.74
2026*	8.81	18.62	33.79	51.76	129.91	180.78	388.76	839.60	1 652.03

Source : ECB, Banque de France, Cash Management

*At the end of 05-2026