

## Turnover in retail trade at the end of août 2023

### Breakdown by manufactured product and outlet category

#### Changes by product

août Indices in volume terms adjusted for seasonal and working-day variations (100 = 2010)	Index M	Index M-1	Index M-12	Quarter-on- quarter change (*) (%)
<b>Total</b>	<b>96.5</b>	<b>97.7</b>	<b>100.5</b>	<b>-0.9</b>
<b>Food products (43%)</b>	<b>89.2</b>	<b>89.0</b>	<b>96.6</b>	<b>-0.9</b>
<b>Manufactured goods (57%) o/w:</b>	<b>99.5</b>	<b>101.9</b>	<b>100.8</b>	<b>-1.0</b>
Textiles and clothing (10%)	85.3	88.3	91.4	-1.6
DIY (7%)	100.1	100.3	103.3	0.1
New automobiles (6%)	86.6	86.3	75.9	-0.7
Consumer electronics (5%)	156.6	162.5	160.5	1.6
Perfumes and hygiene products (4%)	83.0	84.7	81.6	5.5
Furniture (4%)	71.7	80.8	75.0	3.9
Pharmaceuticals (3%)	173.1	169.5	162.2	1.9
Household appliances (3%)	101.2	104.8	111.0	1.5
Automobile equipment (3%)	91.0	92.1	97.6	0.1
Footwear (2%)	73.0	79.7	82.8	-1.6
Optical equipment (2%)	99.9	97.3	97.5	-1.2
Press - stationery (2%)	51.1	54.2	58.3	-1.3
Watches - clocks - jewellery (2%)	69.1	69.7	74.1	0.3
Sports equipment (1%)	132.3	135.3	130.8	2.0
Books (1%)	74.4	74.3	79.1	-2.6
Games and toys (1%)	110.6	111.4	110.0	-0.6
Bicycles - motorcycles (1%)	138.6	138.4	133.6	3.7

Note: % = Relative weight of products in the "total" aggregate of retail sale  
Sources: Banque de France, Insee (household consumption expenditure 2015)

#### Changes by outlet category (\*\*)

août Indices in volume terms adjusted for seasonal and working-day variations (100 = 2010)	Index M	Index M-1	Index M-12	Quarter-on- quarter change (%)
Small retail stores	98.4	98.6	101	0.1
Department stores	93.1	95.5	104.6	0.7
Supermarkets	91.7	93.3	95.8	2.0
Hypermarkets	92.6	93.2	95.2	0.1
Distance sales	ND	162.4	160.5	ND

(\*) Last three months compared with the previous three-months (M, M-1 and M-2 compared with M-3, M-4 and M-5)

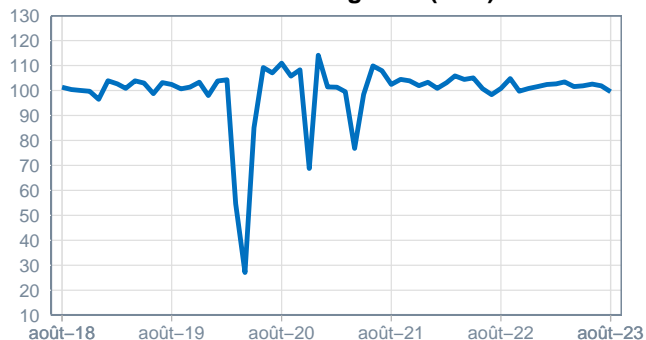
(\*\*) The outlet categories do not make up the complete scope of the "Total by product" aggregate, which includes other forms of retailers such as large specialist retailers and chains (for which no specific index is calculated).

The Fevad and the Banque de France work together to publish figures for distance sales (excluding food). The last published figure covers juillet 2023. The figure for août 2023 will be published as soon as it is available.

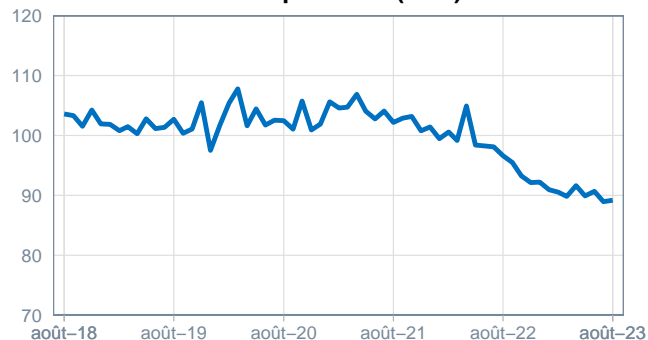
## Retail sale – Total

Note: % = Relative weight of products in the “total” aggregate of retail sale (source: INSEE, 2015)  
Indexes in volume terms, seasonally and working-days adjusted  
(100 = 2010)

**Manufactured goods (57%)**



**Food products (43%)**

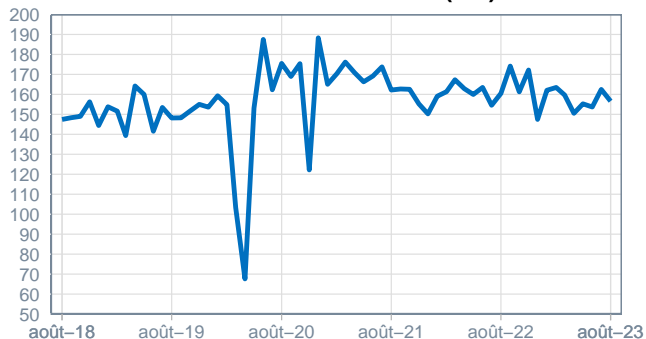


## Manufactured goods

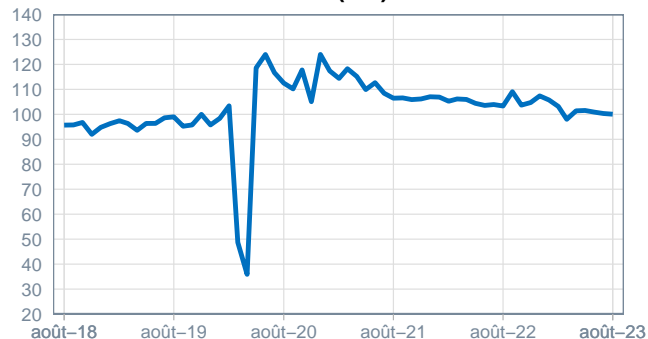
(57 % of total food and manufactured goods in household consumption)

### HOME EQUIPMENT

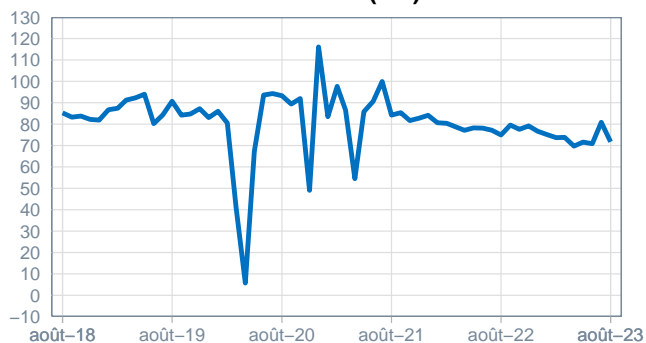
**Consumer electronics (5%)**



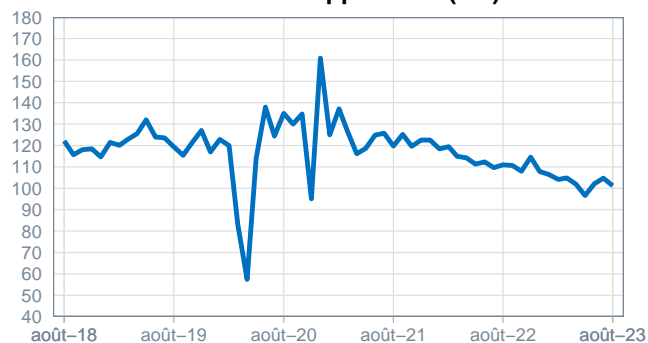
**DIY (7%)**



**Furniture (4%)**



**Household appliances (3%)**



**AUTOMOBILE**

**New automobiles (6%)**

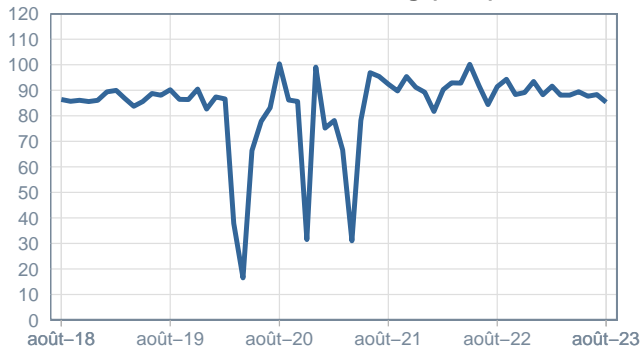


**Automobile equipment (3%)**

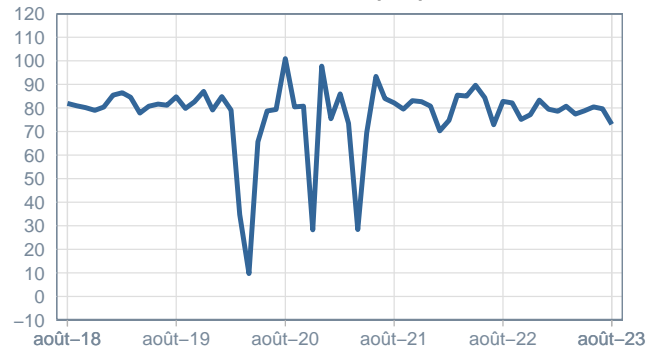


**PERSONAL EQUIPMENT**

**Textiles and clothing (10%)**

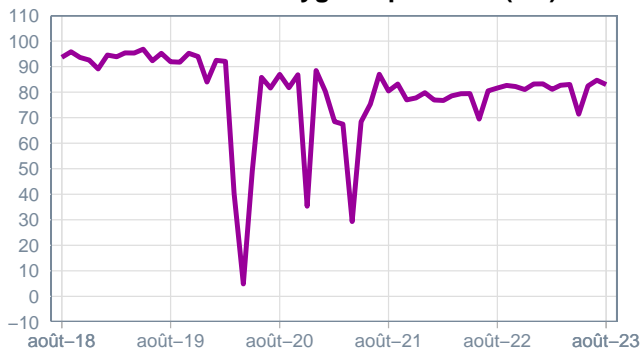


**Footwear (2%)**

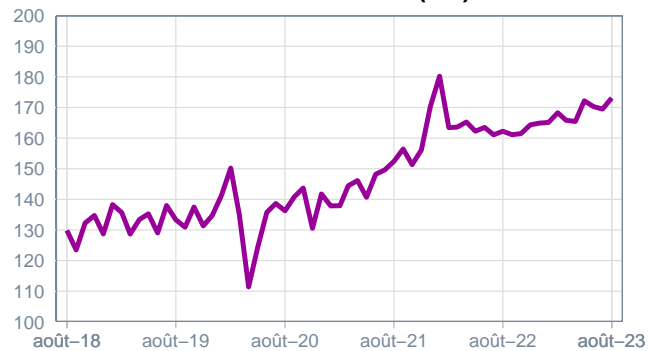


**OTHER PRODUCTS**

**Perfumes and hygiene products (4%)**



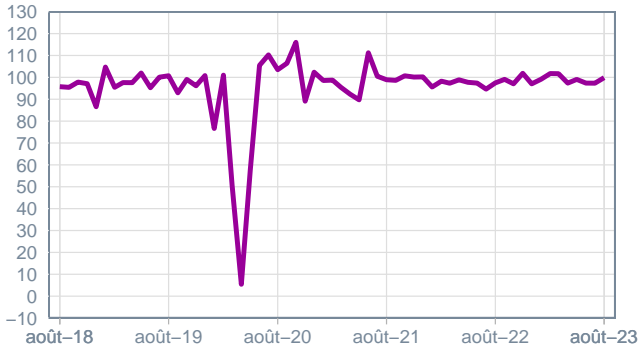
**Pharmaceuticals (3%)**



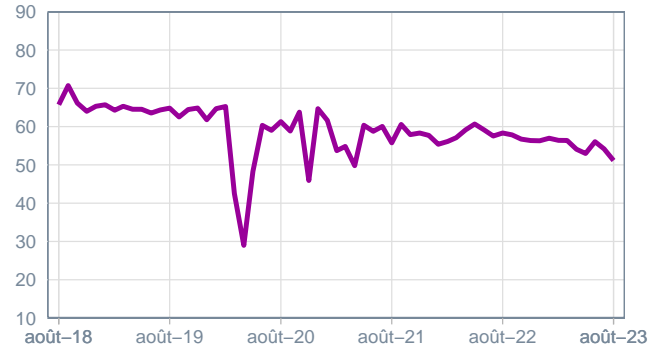


Period under review: août 2023

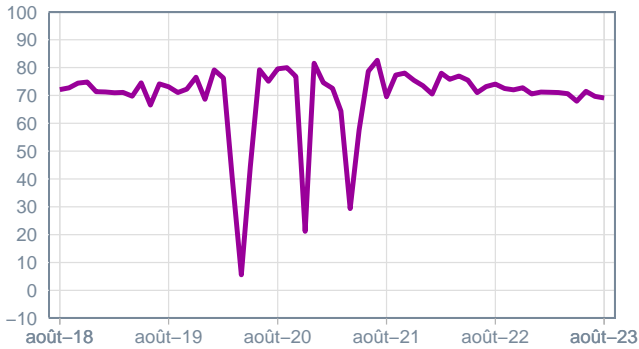
**Optical equipment (2%)**



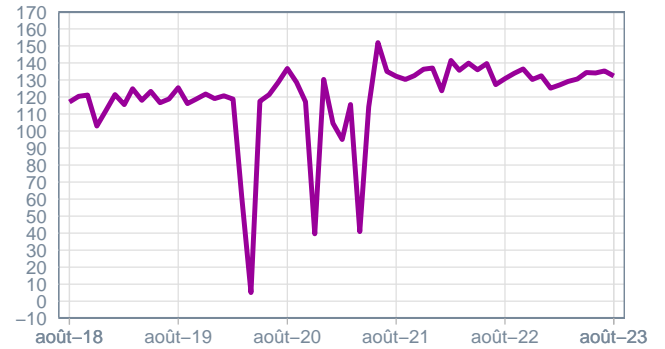
**Press and stationery (2%)**



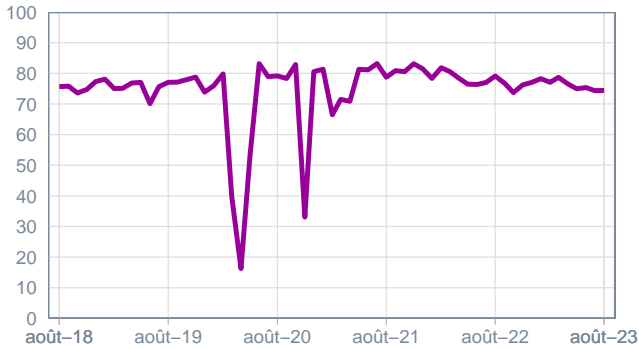
**Watches, clocks and jewellery (2%)**



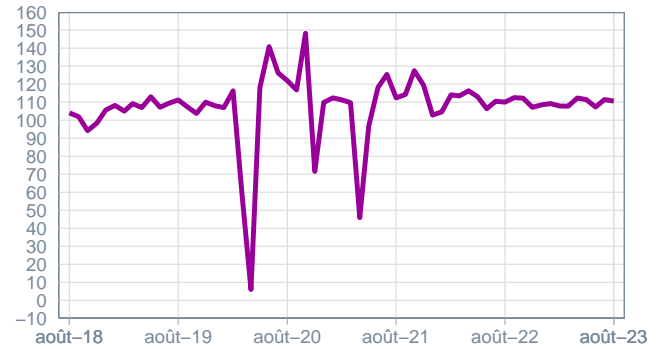
**Sports equipment (1%)**



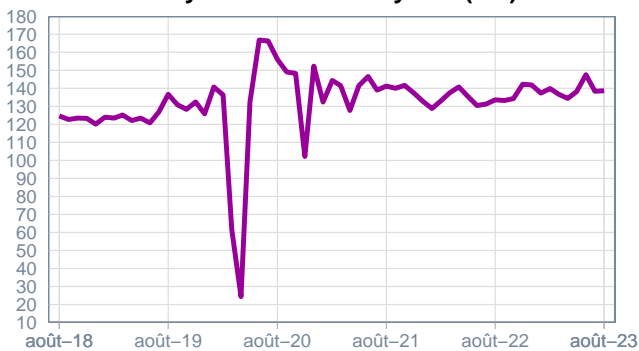
**Books (1%)**



**Games and toys (1%)**

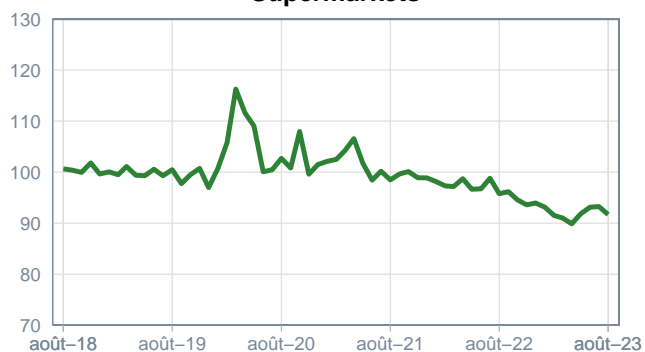


**Bicycles and motorcycles (1%)**

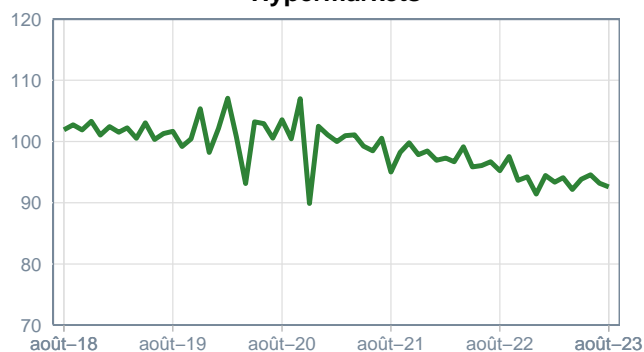


## Outlet category

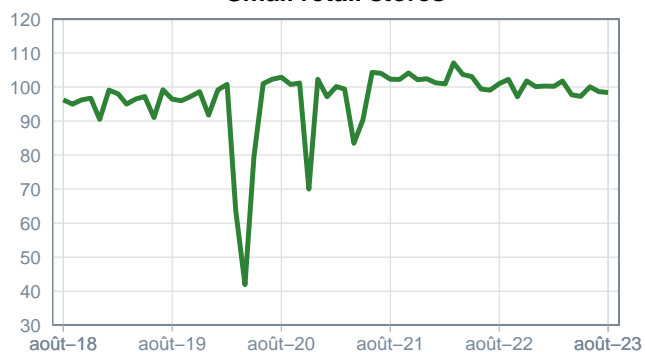
**Supermarkets**



**Hypermarkets**



**Small retail stores**



**Distance sales (Including Internet sales)**



Sources: FEVAD and Banque de France

Provisional data compiled on the 8th working day following the end of the month under review.

For further details [methodology](#), [publications calendar](#) and [contacts](#).  
Find the series on the website of the Bank of France in [WEBSTAT Banque de France](#) database.  
Subscription to Business surveys can be requested to [www.banque-france.fr](http://www.banque-france.fr)

