

Performance of investment funds – France • March 2019

The performance of non-monetary funds returns to positive territory

For the third consecutive month, the annual performance of non-money market funds recovers and turns slightly positive in March (+0.7% after -1.2% in February). This increase is general except for mixed funds, whose performance remains negative (-0.3% in March). Equity funds record the strongest recovery (+0.7% in March after -3.2% in February). The performance of bond funds also improves to +0.5% (0.0% in February). The performance of money market funds is almost stable (-0.23%).

Annual performance of Investment Funds by subsectors (a)

(percent, outstanding amounts : EUR billion)

	2016	2017	2018	Feb-19	Mar-19	Net asset Value mars-19
NON MONEY MARKET FUNDS	3,2	5,9	-5,2	-1,2	0,7	1 252
Equity funds (b)	3,6	11,9	-12,0	-3,2	0,7	311
of which : ETF (c)	5,6	12,3	-6,1	-1,3	2,9	31
Bond funds (b)	2,7	0,6	-0,9	0,0	0,5	287
Mixed Funds (b) (e)	2,6	4,2	-5,9	-2,2	-0,3	336
Other funds (d) (f)	4,0	6,1	-0,2	0,4	1,6	317
of which employees' savings funds	3,6	6,7	-6,9	-2,1	0,2	127
MONEY MARKET FUNDS	0,02	-0,23	-0,28	-0,25	-0,23	340

Source : Banque de France

(a) Annual performance net of management fees but before deduction of entry and exit fees commissions (cf. methodology).

(b) Except employees' savings funds (which are included in "Others funds")

(c) Exchange Trade Fund

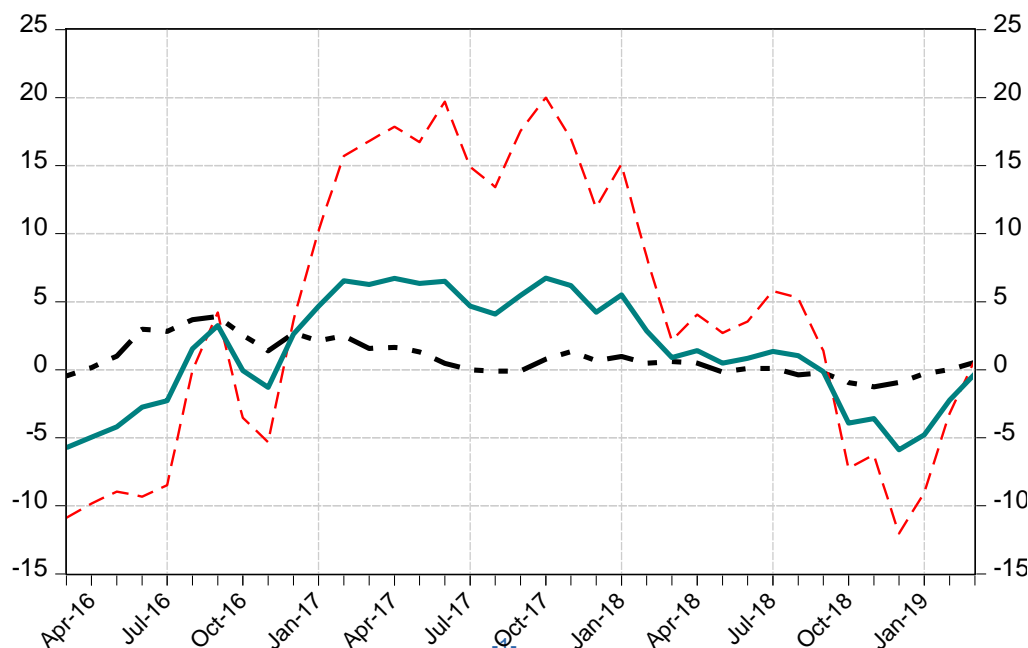
(d) Employees' saving funds, real estate funds, Private equity funds, formula-based funds, hedge funds

(e) The term "mixed funds" replaces the term "diversified funds", AMF category that has been deleted since 31/12/2017; the criterion for classification remains the same.

(f) Outstanding amount and performance of real estate funds are taken into account as of June 2016

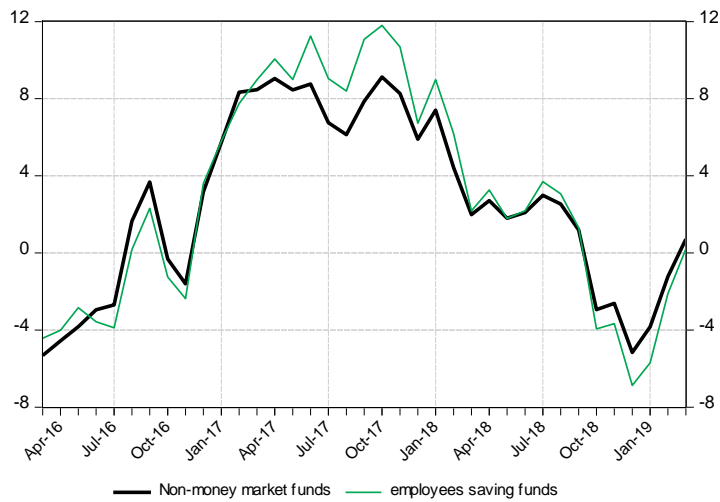
Annual performance of equity, bond and mixed funds

in percent



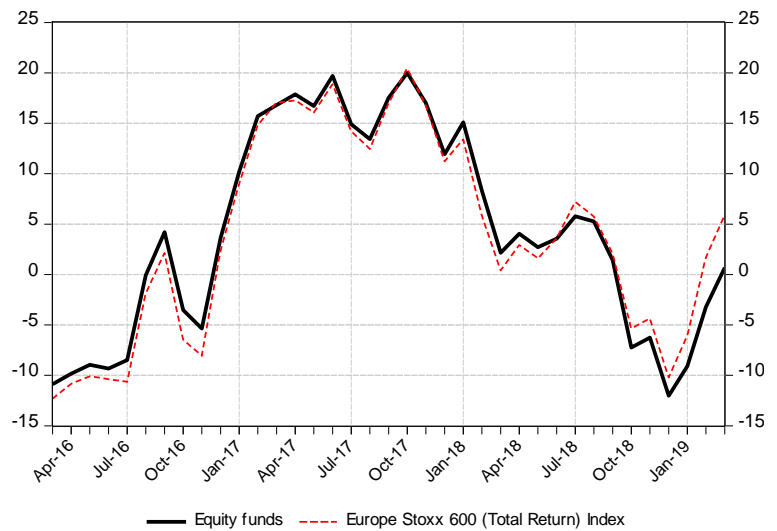
Performance of Non-MMF funds and employees' saving funds (a)

In percent



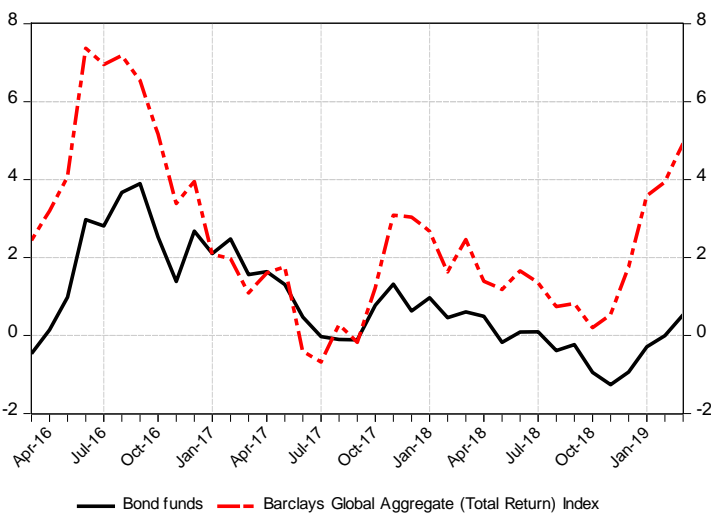
Performance of equity funds (a)

In percent



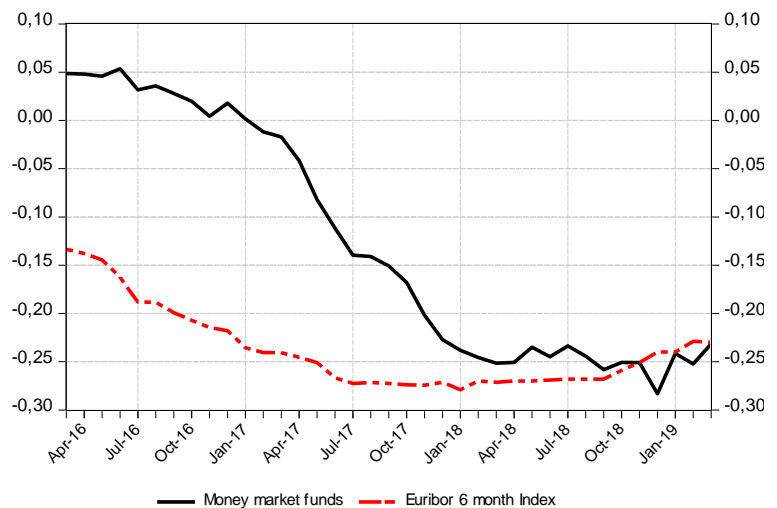
Performance of bonds funds

In percent



Performance of MMF funds

In percent



Source : Banque de France, Barclays

(a) Annual performance net of management fees but before deduction of entry and exit fees commissions (cf. methodology)

Additional information

The different categories of funds under review are defined by the Autorité des Marchés Financiers (AMF – French Financial Markets Authority). The classification of each fund is based on its real risk exposure. The definition of the exposure and the risk thresholds for each category are developed in AMF Instructions 2011-19, 2011-20 and 2011-21. The **Stoxx 600 index** comprises 600 companies residing in 18 European countries.

The **Barclays index** comprises sovereign and quasi-sovereign bonds, corporate bonds and asset-backed securities. It includes securities denominated in 24 currencies, issued from developed and emerging markets. The rating of the securities is “investment grade” with residual maturity over one year.

The performance of these indexes is measured as the total return (price variation and reinvested dividends/coupons).

