

MEDIUM TERM NOTES

III. Medium Term Notes in december 2020

III.1. Overview

- III.1.1. Breakdown of outstanding amounts and issues by issue's currency (by issuers category)
- III.1.2. Breakdown of outstanding amounts and issues by rating (by issuers category)
- III.1.3. Breakdown of outstanding amounts and issues by maturity (by issuers category)
- III.1.4. Breakdown of outstanding amounts and issues by interest rate category (by issuers category)

III.2. List of issuers of Medium Term Notes at 31/12/2020 : outstanding amounts and transactions by issuers category and by geographical area

MEDIUM TERM NOTES

III.1. Overview

III.1.1. Breakdown of outstanding amounts and issues by issue's currency (by issuers category)

millions of units

	Outstanding amount in december 2020	Issue amount in december 2020	Matured Debt in december 2020	Outstanding amount in november 2020	Number of issuers in december 2020
Bank issuers					
EUR	41 310,3	2 633,1	- 1 043,6	39 964,2	15
USD	172,2	0,0	0,0	172,2	0
EUR Equivalent	41 450,6	2 633,1	- 1 043,6	40 108,0	
<i>of which secured Medium Term Notes</i>	<i>81,2</i>	<i>0,0</i>	<i>- 1,8</i>	<i>83,0</i>	
Asset backed securities issuers					
EUR	350,1	0,0	0,0	350,1	0
EUR Equivalent	350,1	0,0	0,0	350,1	
Total financial issuers (a)	41 800,7	2 633,1	- 1 043,6	40 458,1	

MEDIUM TERM NOTES

III.1.1 Breakdown of outstanding amounts and issues by issue's currency (by issuers category) - next

millions of units

	Outstanding amount in december 2020	Issue amount in december 2020	Matured Debt in december 2020	Outstanding amount in november 2020	Number of issuers in december 2020
Non financial issuers					
EUR	1 937,2	87,4	- 30,0	1 879,8	3
EUR Equivalent	1 937,2	87,4	- 30,0	1 879,8	
Public issuers					
EUR	7 364,0	0,0	0,0	7 364,0	0
EUR Equivalent	7 364,0	0,0	0,0	7 364,0	
Total non-financial and public issuers (b)	9 301,2	87,4	- 30,0	9 243,8	
Total medium-term market (a)+(b)	51 101,9	2 720,5	- 1 073,6	49 701,9	

MEDIUM TERM NOTES

III.1.2. Breakdown of outstanding amounts and issues by rating* (by issuers category)

millions of units

	Outstanding amount in december 2020	Issue amount in december 2020	Matured Debt in december 2020	Outstanding amount in november 2020	Number of issuers in december 2020
Bank issuers	41 450,6	2 633,1	- 1 043,6	40 108,0	15
Class 1	0,0	0,0	0,0	0,0	0
Class 2	1 414,6	0,0	- 43,0	1 482,0	0
Class 3	28 160,6	2 283,5	- 938,7	26 936,2	5
Class 4	5 547,2	75,0	- 10,0	5 484,2	1
Unrated	6 328,2	274,6	- 51,9	6 205,6	9
Asset backed securities issuers	350,1	0,0	0,0	350,1	0
Class 3	350,1	0,0	0,0	350,1	0
Total financial issuers (a)	41 800,7	2 633,1	- 1 043,6	40 458,1	15

* The rating classes are defined in the methodological note related to statistical reviews.

MEDIUM TERM NOTES

III.1.2. Breakdown of outstanding amounts and issues by rating* (by issuers category) - next

millions of units

	Outstanding amount in december 2020	Issue amount in december 2020	Matured Debt in december 2020	Outstanding amount in november 2020	Number of issuers in december 2020
Non financial issuers	1 937,2	87,4	- 30,0	1 879,8	3
Class 2	400,0	0,0	0,0	400,0	0
Unrated	1 537,2	87,4	- 30,0	1 479,8	3
Public issuers	7 364,0	0,0	0,0	7 364,0	0
Class 2	7 100,0	0,0	0,0	7 100,0	0
Unrated	264,0	0,0	0,0	264,0	0
Total non-financial and public issuers (b)	9 301,2	87,4	- 30,0	9 243,8	3
Total medium-term market (a)+(b)	51 101,9	2 720,5	- 1 073,6	49 701,9	18

* The rating classes are defined in the methodological note related to statistical publications reviews.

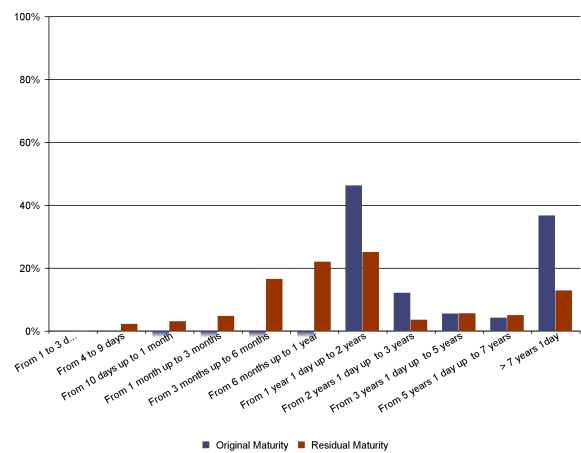
MEDIUM TERM NOTES

III.1.3. Breakdown of outstanding amounts and issues by maturity (by issuers category)

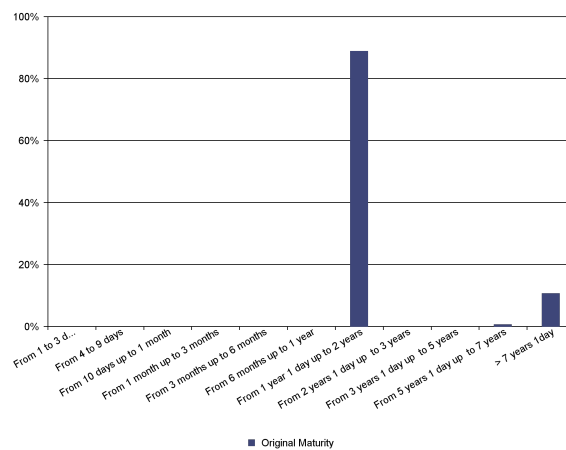
Bank issuers

all currencies

Breakdown of outstanding amounts
by original maturity and residual maturity at 31/12/2020 (in %)



Breakdown of issues by original maturity
at 31/12/2020 (in %)



MEDIUM TERM NOTES


all currencies

Breakdown of outstanding amounts
by original maturity and residual maturity at 31/12/2020 (in %)

Breakdown of issues by original maturity
at 31/12/2020 (in %)

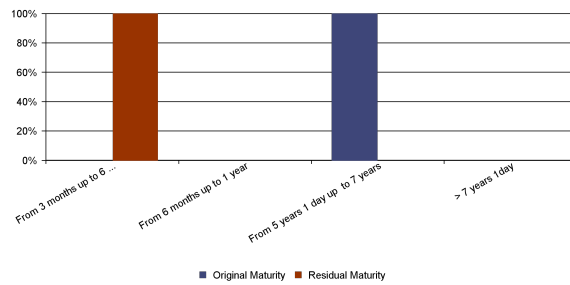
Excluding asset backed securities issuers

No issuer



Asset backed securities issuers

No issue



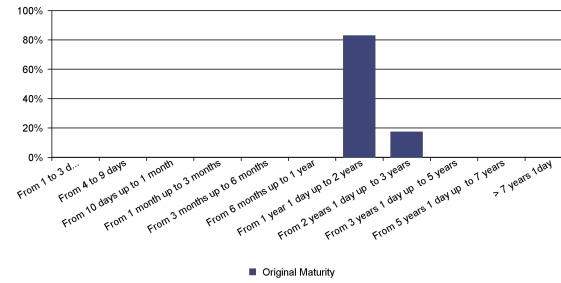
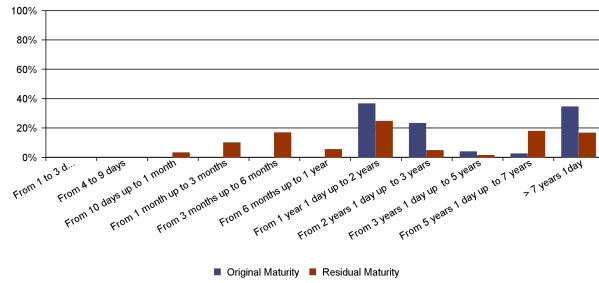
MEDIUM TERM NOTES

all currencies

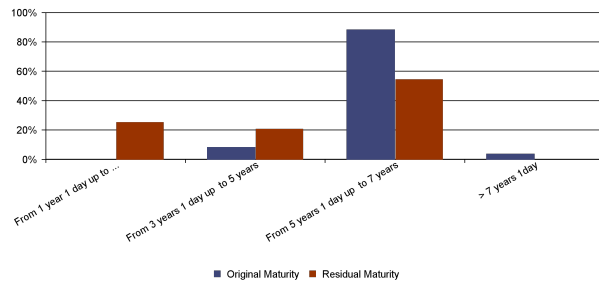
Breakdown of outstanding amounts by original maturity and residual maturity at 31/12/2020 (in %)

Breakdown of issues by original maturity at 31/12/2020 (in %)

Non financial issuers



Public issuers



No issue

MEDIUM TERM NOTES

III.1.4. Breakdown of outstanding amounts and issues by interest rate category (by issuers category)

	Financial banking issuers	Others financial issuers		Non financial issuers	Public issuers
		Excluding asset backed securities issuers	Asset backed securities issuers		
Fixed	29,3%	0,0%	0,0%	42,8%	0,0%
Structured	4,1%	0,0%	0,0%	0,0%	0,0%
Variable or adjustable	66,7%	0,0%	0,0%	57,2%	0,0%
All maturities	100,0%	0,0%	0,0%	100,0%	0,0%

MEDIUM TERM NOTES

III.2. List of issuers of Medium Term Notes at 31/12/2020 : outstanding amounts and transactions by issuers category and by geographical area

III.2.1 Bank issuers

- Residents

<i>amounts in millions, maturity in number of days</i>								
Issuer	Issue currency	Outstanding amount in december 2020	Issue amount in december 2020	Matured Debt in december 2020	Outstanding amount in november 2020	Average original maturity of outstanding amount	Average residual maturity of outstanding amount	Average original maturity of issues
ALLIANZ BANQUE	EUR	167,5	0,0	0,0	167,5	1 218	498	0
AUXIFIP	EUR	40,0	0,0	0,0	40,0	731	403	0
AXA BANQUE	EUR	1 727,3	135,0	-2,0	1 598,5	2 529	783	436
BANQUE CIC NORD OUEST	EUR	28,9	0,0	0,0	28,9	2 427	1 410	0
BANQUE CIC OUEST	EUR	3,6	0,0	0,0	3,6	5 378	791	0
BANQUE CIC SUD OUEST	EUR	24,0	0,0	0,0	24,0	2 920	556	0
BANQUE EDEL S.N.C	EUR	217,8	0,0	-10,0	227,8	799	407	0
BANQUE EUROPEENNE DU CREDIT MUTUEL	EUR	11,7	0,0	-1,8	13,5	3 124	2 030	0
		<i>of which secured medium term notes</i>	<i>11,2</i>	<i>0</i>	<i>-1,8</i>	<i>13</i>		
BANQUE FEDERATIVE DU CREDIT MUTUEL	EUR	3 569,6	75,0	-8,2	3 502,8	715	427	729
	USD	100,0	0,0	0,0	100,0	385	4	0
	Equivalent_EUR	3 651,14	75	-8,2	3 586,32	708	418	10 451

MEDIUM TERM NOTES

III.2.1 Bank issuers

- Residents

amounts in millions, maturity in number of days

Issuer	Issue currency	Outstanding amount in december 2020	Issue amount in december 2020	Matured Debt in december 2020	Outstanding amount in november 2020	Average original maturity of outstanding amount	Average residual maturity of outstanding amount	Average original maturity of issues
BANQUE PALATINE	EUR	4,0	0,0	0,0	4,0	4 123	1 262	0
BANQUE POPULAIRE ALSACE LORRAINE CHAMPAGNE	EUR	60,2	0,0	-50,0	110,2	2 807	1 549	0
BANQUE POPULAIRE AQUITAINE CENTRE ATLANTIQUE	EUR	66,0	0,0	0,0	66,0	2 573	654	0
BANQUE POPULAIRE AUVERGNE RHONE ALPES	EUR	11,5	0,0	0,0	11,7	2 151	1 258	0
BANQUE POPULAIRE BOURGOGNE FRANCHE-COMTE	EUR	71,9	0,0	0,0	71,9	4 320	410	0
BANQUE POPULAIRE DU SUD	EUR	4,3	0,0	0,0	4,3	4 227	2 176	0
BANQUE POPULAIRE GRAND OUEST	EUR	153,4	0,0	-0,6	154,0	1 145	539	0
BANQUE POPULAIRE MEDITERRANEE	EUR	70,0	0,0	0,0	70,0	1 729	229	0
BANQUE POPULAIRE RIVES DE PARIS	EUR	5,4	0,0	0,0	5,4	1 224	761	0
BANQUE POPULAIRE VAL DE FRANCE	EUR	244,2	18,7	-6,6	234,1	2 288	1 445	2 433
BANQUE TRANSATLANTIQUE	EUR	1,0	0,0	0,0	1,0	3 651	43	0

MEDIUM TERM NOTES

III.2.1 Bank issuers

- Residents

amounts in millions, maturity in number of days

Issuer	Issue currency	Outstanding amount in december 2020	Issue amount in december 2020	Matured Debt in december 2020	Outstanding amount in november 2020	Average original maturity of outstanding amount	Average residual maturity of outstanding amount	Average original maturity of issues
BNP PARIBAS	EUR	674,7	0,0	0,0	674,7	3 485	1 035	0
	USD	22,2	0,0	0,0	22,2	1 240	552	0
	Equivalent_EUR	692,79	0	0	693,23	3 427	1 022	
BPCE	EUR	159,2	0,0	-42,7	201,9	3 061	185	0
BPIFRANCE FINANCEMENT	EUR	199,0	0,0	0,0	199,0	1 788	439	0
BRED-BANQUE POPULAIRE	EUR	79,1	0,0	-0,6	79,7	1 414	486	0
BTP BANQUE	EUR	5,2	0,0	0,0	5,2	763	180	0
CA CONSUMER FINANCE	EUR	1 535,0	355,0	-80,0	1 260,0	761	338	396
CAISSE CENTRALE DU CREDIT IMMOBILIER DE FRANCE - 3CIF	EUR	50,0	0,0	0,0	50,0	7 305	1 221	0
CAISSE D'EPARGNE ET DE PREVOYANCE DE BOURGOGNE FRANCHE-COMTE	EUR	13,6	0,0	-1,0	14,6	731	300	0
CAISSE D'EPARGNE ET DE PREVOYANCE DE MIDI-PYRENEES	EUR	150,0	0,0	0,0	150,0	1 096	417	0
CAISSE D'EPARGNE ET DE PREVOYANCE HAUTS DE FRANCE	EUR	0,0	0,0	0,0	0,0			0

MEDIUM TERM NOTES

III.2.1 Bank issuers

- Residents

amounts in millions, maturity in number of days

Issuer	Issue currency	Outstanding amount in december 2020	Issue amount in december 2020	Matured Debt in december 2020	Outstanding amount in november 2020	Average original maturity of outstanding amount	Average residual maturity of outstanding amount	Average original maturity of issues
CAISSE D'EPARGNE ET DE PREVOYANCE LOIRE-CENTRE	EUR	0,5	0,0	0,0	0,5	1 826	481	0
CAISSE DES DEPOTS ET CONSIGNATIONS	EUR	659,8	0,0	0,0	683,8	8 492	7 035	0
	USD	20,0	0,0	0,0	20,0	10 957	9 548	0
	Equivalent_EUR	676,08	0	0	700,48	8 552	7 096	
CAISSE FEDERALE DU CREDIT MUTUEL MAINE-ANJOU ET BASSE-NORMANDIE	EUR	530,2	0,0	0,0	530,2	1 644	884	0
CAISSE FEDERALE DU CREDIT MUTUEL NORD EUROPE	EUR	114,0	0,0	0,0	114,0	5 980	204	0
CAISSE FEDERALE DU CREDIT MUTUEL OCEAN	EUR	655,3	0,0	-0,5	655,8	1 405	840	0
CAISSE REGIONALE DE CREDIT AGRICOLE MUTUEL ALSACE VOSGES	EUR	51,5	0,0	0,0	51,5	2 637	981	0
		<i>of which subordinated medium term notes</i>	41,66	0	0	41,66		
CAISSE REGIONALE DE CREDIT AGRICOLE MUTUEL ATLANTIQUE VENDEE	EUR	406,8	0,0	0,0	415,2	10 078	7 633	0
		<i>of which subordinated medium term notes</i>	0	0	0			
CAISSE REGIONALE DE CREDIT AGRICOLE MUTUEL BRIE PICARDIE	EUR	107,2	0,0	0,0	107,5	1 554	416	0
CAISSE REGIONALE DE CREDIT AGRICOLE MUTUEL CENTRE-EST	EUR	334,7	0,0	0,0	335,1	5 665	524	0
CAISSE REGIONALE DE CREDIT AGRICOLE MUTUEL CENTRE LOIRE	EUR	266,9	0,4	0,0	268,9	1 891	1 443	1 826

MEDIUM TERM NOTES

III.2.1 Bank issuers

- Residents

amounts in millions, maturity in number of days

Issuer	Issue currency	Outstanding amount in december 2020	Issue amount in december 2020	Matured Debt in december 2020	Outstanding amount in november 2020	Average original maturity of outstanding amount	Average residual maturity of outstanding amount	Average original maturity of issues
CAISSE REGIONALE DE CREDIT AGRICOLE MUTUEL CHARENTE MARITIME DEUX SEVRES	EUR	82,1	0,0	0,0	82,4	1 872	328	0
		<i>of which subordinated medium term notes</i>	<i>57,75</i>	<i>0</i>	<i>0</i>	<i>57,75</i>		
CAISSE REGIONALE DE CREDIT AGRICOLE MUTUEL CHARENTE PERIGORD	EUR	84,2	0,0	0,0	84,4	1 951	134	0
		<i>of which subordinated medium term notes</i>	<i>0,15</i>	<i>0</i>	<i>0</i>	<i>0,15</i>		
CAISSE REGIONALE DE CREDIT AGRICOLE MUTUEL D'ALPES-PROVENCE	EUR	210,7	0,0	0,0	211,7	8 746	1 055	0
CAISSE REGIONALE DE CREDIT AGRICOLE MUTUEL D'AQUITAINE	EUR	236,7	0,0	-2,0	238,7	2 464	1 329	0
CAISSE REGIONALE DE CREDIT AGRICOLE MUTUEL DE CENTRE FRANCE	EUR	115,1	1,6	0,0	113,5	9 067	7 503	10 779
		<i>of which subordinated medium term notes</i>	<i>64,17</i>	<i>0</i>	<i>0</i>	<i>64,17</i>		
CAISSE REGIONALE DE CREDIT AGRICOLE MUTUEL DE CHAMPAGNE-BOURGOGNE	EUR	120,4	0,0	0,0	120,4	10 958	8 941	0
		<i>of which subordinated medium term notes</i>	<i>120,36</i>	<i>0</i>	<i>0</i>	<i>120,36</i>		
CAISSE REGIONALE DE CREDIT AGRICOLE MUTUEL DE LA GUADELOUPE	EUR	6,5	0,0	0,0	6,5	10 958	8 982	0
		<i>of which subordinated medium term notes</i>	<i>6</i>	<i>0</i>	<i>0</i>	<i>6</i>		
CAISSE REGIONALE DE CREDIT AGRICOLE MUTUEL DE L'ANJOU ET DU MAINE	EUR	336,5	0,0	0,0	337,8	8 034	6 626	0
		<i>of which subordinated medium term notes</i>	<i>162,5</i>	<i>0</i>	<i>0</i>	<i>162,5</i>		
CAISSE REGIONALE DE CREDIT AGRICOLE MUTUEL DE LA TOURAINE ET DU POITOU	EUR	300,5	1,3	0,0	299,2	2 106	1 628	1 826
		<i>of which subordinated medium term notes</i>	<i>1,69</i>	<i>0</i>	<i>0</i>	<i>1,69</i>		

MEDIUM TERM NOTES

III.2.1 Bank issuers

- Residents

amounts in millions, maturity in number of days

Issuer	Issue currency	Outstanding amount in december 2020	Issue amount in december 2020	Matured Debt in december 2020	Outstanding amount in november 2020	Average original maturity of outstanding amount	Average residual maturity of outstanding amount	Average original maturity of issues
CAISSE REGIONALE DE CREDIT AGRICOLE MUTUEL DE NORMANDIE	EUR	525,7	0,0	-27,0	552,7	5 846	1 834	0
CAISSE REGIONALE DE CREDIT AGRICOLE MUTUEL DE PARIS ET D'ILE DE FRANCE	EUR	66,6	0,0	0,0	66,6	5 791	350	0
CAISSE REGIONALE DE CREDIT AGRICOLE MUTUEL DES COTES-D'ARMOR	EUR	294,1	0,0	0,0	294,9	6 316	1 833	0
<i>of which subordinated medium term notes</i>		<i>0</i>	<i>0</i>	<i>0</i>				
CAISSE REGIONALE DE CREDIT AGRICOLE MUTUEL DES SAVOIE	EUR	293,9	0,0	0,0	293,9	5 494	3 831	0
<i>of which subordinated medium term notes</i>		<i>197,16</i>	<i>0</i>	<i>0</i>	<i>197,16</i>			
CAISSE REGIONALE DE CREDIT AGRICOLE MUTUEL D'ILE ET VILAINE	EUR	39,3	0,0	0,0	39,6	1 512	577	0
CAISSE REGIONALE DE CREDIT AGRICOLE MUTUEL DU FINISTERE	EUR	153,7	0,0	0,0	153,7	9 909	8 044	0
<i>of which subordinated medium term notes</i>		<i>0</i>	<i>0</i>	<i>0</i>				
CAISSE REGIONALE DE CREDIT AGRICOLE MUTUEL DU LANGUEDOC	EUR	159,9	99,5	0,0	143,9	9 870	8 952	9 133
<i>of which subordinated medium term notes</i>		<i>56,11</i>	<i>0</i>	<i>0</i>	<i>56,11</i>			
CAISSE REGIONALE DE CREDIT AGRICOLE MUTUEL DU MORBIHAN	EUR	210,0	0,0	0,0	210,0	5 479	211	0
CAISSE REGIONALE DE CREDIT AGRICOLE MUTUEL DU NORD EST	EUR	332,0	0,0	0,0	332,2	4 058	447	0
<i>of which subordinated medium term notes</i>		<i>93</i>	<i>0</i>	<i>0</i>	<i>93</i>			
CAISSE REGIONALE DE CREDIT AGRICOLE MUTUEL FRANCHE-COMTE	EUR	0,0	0,0	0,0	0,0			0

MEDIUM TERM NOTES

III.2.1 Bank issuers

- Residents

amounts in millions, maturity in number of days

Issuer	Issue currency	Outstanding amount in december 2020	Issue amount in december 2020	Matured Debt in december 2020	Outstanding amount in november 2020	Average original maturity of outstanding amount	Average residual maturity of outstanding amount	Average original maturity of issues
CAISSE REGIONALE DE CREDIT AGRICOLE MUTUEL NORD DE FRANCE	EUR	1 133,5	166,5	-3,0	970,0	4 394	1 003	2 556
<i>of which subordinated medium term notes</i>		156,32	0	0	156,32			
CAISSE REGIONALE DE CREDIT AGRICOLE MUTUEL NORD MIDI PYRENEES	EUR	77,9	0,0	0,0	77,9	10 958	8 935	0
<i>of which subordinated medium term notes</i>		77,93	0	0	77,93			
CAISSE REGIONALE DE CREDIT AGRICOLE MUTUEL NORMANDIE-SEINE	EUR	515,0	0,0	0,0	515,0	656	486	0
CAISSE REGIONALE DE CREDIT AGRICOLE MUTUEL PROVENCE COTE D'AZUR	EUR	4,1	0,0	0,0	4,4	20 419	1 144	0
CAISSE REGIONALE DE CREDIT AGRICOLE MUTUEL PYRENEES-GASCOGNE	EUR	172,0	0,0	0,0	172,0	3 184	488	0
CAISSE REGIONALE DE CREDIT AGRICOLE MUTUEL SUD-MEDITERRANEE	EUR	165,6	3,3	0,0	162,3	5 996	1 615	10 957
CAISSE REGIONALE DE CREDIT AGRICOLE MUTUEL SUD-RHONE-ALPES	EUR	235,7	2,8	0,0	232,9	4 382	3 177	4 748
<i>of which subordinated medium term notes</i>		0	0	0				
CAISSE REGIONALE DE CREDIT AGRICOLE MUTUEL TOULOUSE 31	EUR	156,7	0,0	0,0	156,7	1 762	934	0
CARREFOUR BANQUE	EUR	722,5	0,0	0,0	722,5	715	282	0
COMPAGNIE DE FINANCEMENT FONCIER	EUR	0,0	0,0	0,0	0,0			0

MEDIUM TERM NOTES

III.2.1 Bank issuers

- Residents

amounts in millions, maturity in number of days

Issuer	Issue currency	Outstanding amount in december 2020	Issue amount in december 2020	Matured Debt in december 2020	Outstanding amount in november 2020	Average original maturity of outstanding amount	Average residual maturity of outstanding amount	Average original maturity of issues
CREDIT AGRICOLE CORPORATE AND INVESTMENT BANK	EUR	506,0	0,0	0,0	506,0	4 639	1 327	0
CREDIT AGRICOLE LEASING & FACTORING SA	EUR	202,0	0,0	-43,0	245,0	617	334	0
CREDIT AGRICOLE S.A.	EUR	30,0	0,0	0,0	30,0	10 958	4 197	0
CREDIT COOPERATIF	EUR	187,2	0,0	-7,3	194,4	4 616	712	0
CREDIT DU NORD	EUR	1 192,7	0,0	0,0	1 192,7	2 796	596	0
CREDIT INDUSTRIEL ET COMMERCIAL	EUR	67,2	25,0	0,0	42,2	766	540	730
CREDIT LYONNAIS	EUR	1 035,3	0,0	-2,5	1 037,8	1 563	699	0
CREDIT MUNICIPAL DE PARIS	EUR	10,0	0,0	0,0	10,0	3 652	1 082	0
CREDIT MUTUEL ARKEA	EUR	231,4	1,0	0,0	231,0	2 725	1 836	3 652
EDMOND DE ROTHSCHILD (FRANCE)	EUR	97,0	12,0	0,0	85,0	811	471	730
FINAMUR	EUR	40,0	0,0	0,0	40,0	731	403	0

MEDIUM TERM NOTES

III.2.1 Bank issuers

- Residents

amounts in millions, maturity in number of days

Issuer	Issue currency	Outstanding amount in december 2020	Issue amount in december 2020	Matured Debt in december 2020	Outstanding amount in november 2020	Average original maturity of outstanding amount	Average residual maturity of outstanding amount	Average original maturity of issues
FRANFINANCE	EUR	125,0	0,0	-5,0	130,0	745	394	0
HSBC CONTINENTAL EUROPE	EUR	80,0	0,0	0,0	80,0	8 789	3 141	0
LA BANQUE POSTALE	EUR	1,4	0,0	0,0	1,4	1 305	803	0
	USD	15,0	0,0	0,0	15,0	732	137	0
	Equivalent_EUR	13,62	0	0	13,92	791	205	
LIXXBAIL	EUR	40,0	0,0	0,0	40,0	731	403	0
LYONNAISE DE BANQUE	EUR	0,4	0,0	0,0	0,4	1 095	43	0
NATIXIS	EUR	553,9	0,0	0,0	556,8	3 729	1 543	0
ONEY BANK	EUR	15,0	0,0	0,0	15,0	6 492	72	0
ORANGE BANK	EUR	284,8	0,0	-10,0	294,8	857	427	0
PSA BANQUE FRANCE	EUR	524,0	0,0	-10,0	534,0	643	325	0
RCI BANQUE SA	EUR	220,0	0,0	0,0	220,0	631	192	0

MEDIUM TERM NOTES

III.2.1 Bank issuers

- Residents

amounts in millions, maturity in number of days

Issuer	Issue currency	Outstanding amount in december 2020	Issue amount in december 2020	Matured Debt in december 2020	Outstanding amount in november 2020	Average original maturity of outstanding amount	Average residual maturity of outstanding amount	Average original maturity of issues
SOCIETE GENERALE	EUR	16 313,2	1 736,0	-710,0	15 397,2	1 443	694	379
SOCRAM BANQUE	EUR	117,0	0,0	0,0	117,0	706	191	0
UNIFERGIE - Union pour le Financement des Economies d'Energie	EUR	40,0	0,0	0,0	40,0	731	403	0
Total Residents	Equivalent_EUR	41 266,4	2 633,1	-1 023,6	39 903,4	2 345	1 093	909
	<i>of which secured medium term notes</i>	<i>11,2</i>	<i>0,0</i>	<i>- 0,9</i>	<i>13,0</i>			
	<i>of which subordinated medium term notes</i>	<i>1 016,6</i>	<i>84,6</i>	<i>- 1,5</i>	<i>933,6</i>			

- Non residents located outside the Euro area

amounts in millions, maturity in number of days

Issuer	Issue currency	Outstanding amount in december 2020	Issue amount in december 2020	Matured Debt in december 2020	Outstanding amount in november 2020	Average original maturity of outstanding amount	Average residual maturity of outstanding amount	Average original maturity of issues
BANK OF CHINA LIMITED Paris Branch	USD	15,0	0,0	0,0	15,0	1 826	585	0
	Equivalent_EUR	12,22	0	0	12,52	1 826	585	
BANQUE CALEDONIENNE D INVESTISSEMENT	EUR	172,0	0,0	-20,0	192,0	1 131	648	0
	<i>of which secured medium term notes</i>	<i>70</i>	<i>0</i>	<i>0</i>	<i>70</i>			
Total Non residents located outside the Euro area	Equivalent_EUR	184,2	0,0	-20,0	204,5	1 178	643	
	<i>of which secured medium term notes</i>	<i>70,0</i>	<i>0,0</i>	<i>- 20,0</i>	<i>70,0</i>			

MEDIUM TERM NOTES

0,0

0,0

0,0

0,0

MEDIUM TERM NOTES

III.2.3 Others financial issuers

- Residents

amounts in millions, maturity in number of days

Issuer	Issue currency	Outstanding amount in december 2020	Issue amount in december 2020	Matured Debt in december 2020	Outstanding amount in november 2020	Average original maturity of outstanding amount	Average residual maturity of outstanding amount	Average original maturity of issues
NATIXIS LOAN FUNDING	EUR	350,1	0,0	0,0	350,1	1 883	196	0
Total Residents	Equivalent_EUR	350,1	0,0	0,0	350,1	1 883	196	0

MEDIUM TERM NOTES

III.2.4 Non financial issuers

- Residents

amounts in millions, maturity in number of days

Issuer	Issue currency	Outstanding amount in december 2020	Issue amount in december 2020	Matured Debt in december 2020	Outstanding amount in november 2020	Average original maturity of outstanding amount	Average residual maturity of outstanding amount	Average original maturity of issues
ALTAREA	EUR	64,0	0,0	0,0	64,0	366	97	0
ALTAREIT	EUR	85,0	0,0	0,0	85,0	666	245	0
ATOS SE	EUR	50,0	0,0	0,0	50,0	2 557	1 933	0
BEL	EUR	60,0	0,0	0,0	60,0	1 334	656	0
CDC HABITAT	EUR	400,0	0,0	0,0	400,0	4 798	4 297	0
COVIVIO	EUR	177,0	40,0	0,0	137,0	645	589	546
CREDIT AGRICOLE CIB FINANCIAL SOLUTIONS	EUR	165,0	0,0	0,0	165,0	2 983	2 316	0
EIFFAGE	EUR	449,3	0,0	0,0	449,3	721	220	0
LAGARDERE SCA	EUR	64,0	0,0	0,0	64,0	731	173	0
MERSEN	EUR	10,0	0,0	0,0	10,0	1 278	1 234	0
NEXITY	EUR	32,4	32,4	0,0	0,0	730	706	730
SEB S.A.	EUR	236,5	0,0	-30,0	266,5	1 441	848	0
SOPRA STERIA GROUP	EUR	144,0	15,0	0,0	129,0	1 019	608	1 095
Total Residents	Equivalent_EUR	1 937,2	87,4	-30,0	1 879,8	1 914	1 446	708

MEDIUM TERM NOTES

III.2.5 Public issuers

- Residents

amounts in millions, maturity in number of days

Issuer	Issue currency	Outstanding amount in december 2020	Issue amount in december 2020	Matured Debt in december 2020	Outstanding amount in november 2020	Average original maturity of outstanding amount	Average residual maturity of outstanding amount	Average original maturity of issues
CAISSE D'AMORTISSEMENT DE LA DETTE SOCIALE	EUR	264,0	0,0	0,0	264,0	4 929	1 770	0
UNEDIC	EUR	7 100,0	0,0	0,0	7 100,0	2 225	1 609	0
Total Residents	Equivalent_EUR	7 364,0	0,0	0,0	7 364,0	2 322	1 615	0