

## MEDIUM TERM NOTES

### III. Medium Term Notes in november 2020

#### III.1. Overview

- III.1.1. Breakdown of outstanding amounts and issues by issue's currency (by issuers category)
- III.1.2. Breakdown of outstanding amounts and issues by rating (by issuers category)
- III.1.3. Breakdown of outstanding amounts and issues by maturity (by issuers category)
- III.1.4. Breakdown of outstanding amounts and issues by interest rate category (by issuers category)

#### III.2. List of issuers of Medium Term Notes at 30/11/2020 : outstanding amounts and transactions by issuers category and by geographical area

## MEDIUM TERM NOTES

### III.1. Overview

#### III.1.1. Breakdown of outstanding amounts and issues by issue's currency (by issuers category)

*millions of units*

	Outstanding amount in november 2020	Issue amount in november 2020	Matured Debt in november 2020	Outstanding amount in october 2020	Number of issuers in november 2020
<b>Bank issuers</b>					
EUR	39 964,2	1 214,2	- 1 888,6	40 653,7	15
USD	172,2	0,0	0,0	172,2	0
<b>EUR Equivalent</b>	<b>40 108,0</b>	<b>1 214,2</b>	<b>- 1 888,6</b>	<b>40 800,9</b>	
<i>of which secured Medium Term Notes</i>	<i>83,0</i>	<i>0,0</i>	<i>0,0</i>	<i>83,0</i>	
<b>Asset backed securities issuers</b>					
EUR	350,1	0,0	0,0	350,1	0
<b>EUR Equivalent</b>	<b>350,1</b>	<b>0,0</b>	<b>0,0</b>	<b>350,1</b>	
<b>Total financial issuers (a)</b>	<b>40 458,1</b>	<b>1 214,2</b>	<b>- 1 888,6</b>	<b>41 151,0</b>	

## MEDIUM TERM NOTES

### III.1.1 Breakdown of outstanding amounts and issues by issue's currency (by issuers category) - next

*millions of units*

	Outstanding amount in november 2020	Issue amount in november 2020	Matured Debt in november 2020	Outstanding amount in october 2020	Number of issuers in november 2020
<b>Non financial issuers</b>					
EUR	1 879,8	65,0	0,0	1 814,8	4
<b>EUR Equivalent</b>	<b>1 879,8</b>	<b>65,0</b>	<b>0,0</b>	<b>1 814,8</b>	
<b>Public issuers</b>					
EUR	7 364,0	0,0	- 600,0	7 964,0	0
<b>EUR Equivalent</b>	<b>7 364,0</b>	<b>0,0</b>	<b>- 600,0</b>	<b>7 964,0</b>	
<b>Total non-financial and public issuers (b)</b>	<b>9 243,8</b>	<b>65,0</b>	<b>- 600,0</b>	<b>9 778,8</b>	
<b>Total medium-term market (a)+(b)</b>	<b>49 701,9</b>	<b>1 279,2</b>	<b>- 2 488,6</b>	<b>50 929,8</b>	

## MEDIUM TERM NOTES

### III.1.2. Breakdown of outstanding amounts and issues by rating\* (by issuers category)

millions of units

	Outstanding amount in november 2020	Issue amount in november 2020	Matured Debt in november 2020	Outstanding amount in october 2020	Number of issuers in november 2020
<b>Bank issuers</b>	<b>40 108,0</b>	<b>1 214,2</b>	<b>- 1 888,6</b>	<b>40 800,9</b>	<b>15</b>
Class 1	0,0	0,0	0,0	0,0	0
Class 2	1 482,0	100,0	- 15,0	1 397,4	1
Class 3	26 936,2	781,2	- 1 546,5	27 709,1	5
Class 4	5 484,2	154,0	- 46,0	5 378,2	3
Unrated	6 205,6	179,0	- 281,0	6 316,1	6
<b>Asset backed securities issuers</b>	<b>350,1</b>	<b>0,0</b>	<b>0,0</b>	<b>350,1</b>	<b>0</b>
Class 3	350,1	0,0	0,0	350,1	0
<b>Total financial issuers (a)</b>	<b>40 458,1</b>	<b>1 214,2</b>	<b>- 1 888,6</b>	<b>41 151,0</b>	<b>15</b>

\* The rating classes are defined in the methodological note related to statistical reviews.

## MEDIUM TERM NOTES

### III.1.2. Breakdown of outstanding amounts and issues by rating\* (by issuers category) - next

*millions of units*

	Outstanding amount in november 2020	Issue amount in november 2020	Matured Debt in november 2020	Outstanding amount in october 2020	Number of issuers in november 2020
<b>Non financial issuers</b>	<b>1 879,8</b>	<b>65,0</b>	<b>0,0</b>	<b>1 814,8</b>	<b>4</b>
Class 2	400,0	0,0	0,0	400,0	0
Unrated	1 479,8	65,0	0,0	1 414,8	4
<b>Public issuers</b>	<b>7 364,0</b>	<b>0,0</b>	<b>- 600,0</b>	<b>7 964,0</b>	<b>0</b>
Class 2	7 100,0	0,0	- 600,0	7 700,0	0
Unrated	264,0	0,0	0,0	264,0	0
<b>Total non-financial and public issuers (b)</b>	<b>9 243,8</b>	<b>65,0</b>	<b>- 600,0</b>	<b>9 778,8</b>	<b>4</b>
<b>Total medium-term market (a)+(b)</b>	<b>49 701,9</b>	<b>1 279,2</b>	<b>- 2 488,6</b>	<b>50 929,8</b>	<b>19</b>

\* The rating classes are defined in the methodological note related to statistical publications reviews.

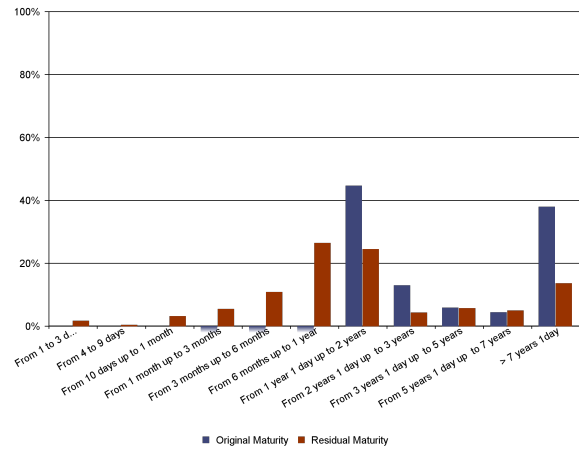
## MEDIUM TERM NOTES

### III.1.3. Breakdown of outstanding amounts and issues by maturity (by issuers category)

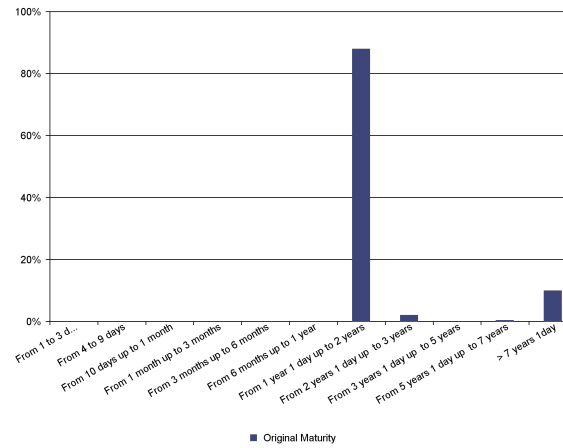
#### Bank issuers

all currencies

Breakdown of outstanding amounts  
by original maturity and residual maturity at 30/11/2020 (in %)



Breakdown of issues by original maturity  
at 30/11/2020 (in %)



## MEDIUM TERM NOTES

all currencies

Breakdown of outstanding amounts  
by original maturity and residual maturity at 30/11/2020 (in %)

Breakdown of issues by original maturity  
at 30/11/2020 (in %)

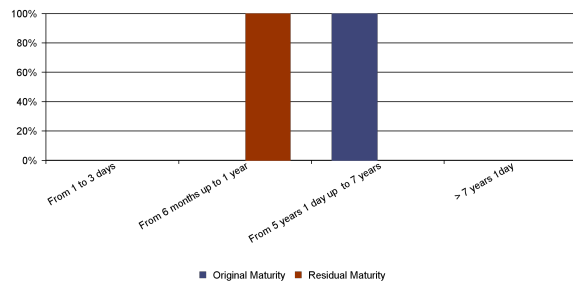
Excluding asset backed securities issuers

No issuer



Asset backed securities issuers

No issue



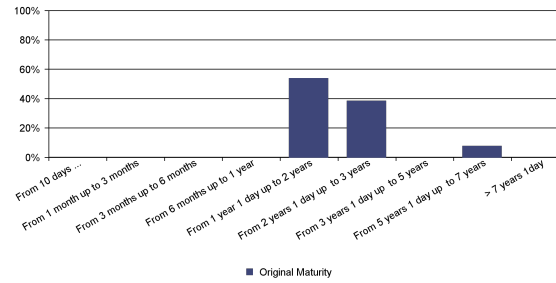
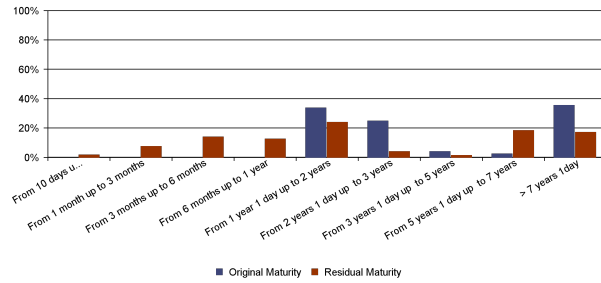
## MEDIUM TERM NOTES

all currencies

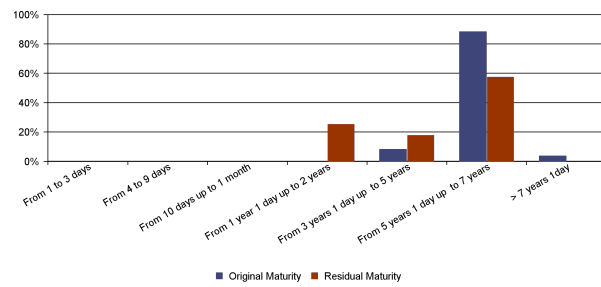
**Breakdown of outstanding amounts  
by original maturity and residual maturity at 30/11/2020 (in %)**

**Breakdown of issues by original maturity  
at 30/11/2020 (in %)**

### Non financial issuers



### Public issuers



No issue



## MEDIUM TERM NOTES

### III.1.4. Breakdown of outstanding amounts and issues by interest rate category (by issuers category)

	Financial banking issuers	Others financial issuers		Non financial issuers	Public issuers
		Excluding asset backed securities issuers	Asset backed securities issuers		
Fixed	10,2%	0,0%	0,0%	15,4%	0,0%
Structured	15,7%	0,0%	0,0%	0,0%	0,0%
Variable or adjustable	74,2%	0,0%	0,0%	84,6%	0,0%
<b>All maturities</b>	<b>100,0%</b>	<b>0,0%</b>	<b>0,0%</b>	<b>100,0%</b>	<b>0,0%</b>

## MEDIUM TERM NOTES

### III.2. List of issuers of Medium Term Notes at 30/11/2020 : outstanding amounts and transactions by issuers category and by geographical area

#### III.2.1 Bank issuers

##### - Residents

<i>amounts in millions, maturity in number of days</i>								
Issuer	Issue currency	Outstanding amount in november 2020	Issue amount in november 2020	Matured Debt in november 2020	Outstanding amount in october 2020	Average original maturity of outstanding amount	Average residual maturity of outstanding amount	Average original maturity of issues
ALLIANZ BANQUE	EUR	167,5	0,0	-15,0	182,5	1 218	529	0
AUXIFIP	EUR	40,0	0,0	0,0	40,0	731	434	0
AXA BANQUE	EUR	1 598,5	141,5	-215,0	1 672,0	2 702	847	512
BANQUE CIC NORD OUEST	EUR	28,9	0,0	0,0	28,9	2 427	1 441	0
BANQUE CIC OUEST	EUR	3,6	0,0	0,0	3,6	5 378	822	0
BANQUE CIC SUD OUEST	EUR	24,0	0,0	0,0	24,0	2 920	587	0
BANQUE EDEL S.N.C	EUR	227,8	5,0	-9,0	231,8	795	420	394
BANQUE EUROPEENNE DU CREDIT MUTUEL	EUR	13,5	0,0	0,0	13,5	3 188	1 790	0
		<i>of which secured medium term notes</i>	13	0	0	13		
BANQUE FEDERATIVE DU CREDIT MUTUEL	EUR	3 502,8	100,0	0,0	3 402,8	733	450	661
	USD	100,0	0,0	0,0	100,0	385	35	0
	Equivalent_EUR	3 586,32	100	0	3 488,33	725	441	5 956

## MEDIUM TERM NOTES

### III.2.1 Bank issuers

#### - Residents

amounts in millions, maturity in number of days

Issuer	Issue currency	Outstanding amount in november 2020	Issue amount in november 2020	Matured Debt in november 2020	Outstanding amount in october 2020	Average original maturity of outstanding amount	Average residual maturity of outstanding amount	Average original maturity of issues
BANQUE PALATINE	EUR	4,0	0,0	0,0	4,0	4 123	1 293	0
BANQUE POPULAIRE ALSACE LORRAINE CHAMPAGNE	EUR	110,2	0,0	0,0	113,2	4 019	870	0
BANQUE POPULAIRE AQUITAINE CENTRE ATLANTIQUE	EUR	66,0	0,0	0,0	66,0	2 573	685	0
BANQUE POPULAIRE AUVERGNE RHONE ALPES	EUR	11,7	0,0	-0,2	11,8	2 143	1 295	0
BANQUE POPULAIRE BOURGOGNE FRANCHE-COMTE	EUR	71,9	0,0	0,0	71,9	4 320	441	0
BANQUE POPULAIRE DU SUD	EUR	4,3	0,0	0,0	4,3	4 227	2 207	0
BANQUE POPULAIRE GRAND OUEST	EUR	154,0	0,0	0,0	154,0	1 145	568	0
BANQUE POPULAIRE MEDITERRANEE	EUR	70,0	0,0	0,0	70,0	1 729	260	0
BANQUE POPULAIRE RIVES DE PARIS	EUR	5,4	0,0	0,0	5,4	1 224	792	0
BANQUE POPULAIRE VAL DE FRANCE	EUR	234,1	2,9	-51,5	291,2	2 246	1 355	1 826
BANQUE TRANSATLANTIQUE	EUR	1,0	0,0	0,0	1,0	3 651	74	0

## MEDIUM TERM NOTES

### III.2.1 Bank issuers

#### - Residents

amounts in millions, maturity in number of days

Issuer	Issue currency	Outstanding amount in november 2020	Issue amount in november 2020	Matured Debt in november 2020	Outstanding amount in october 2020	Average original maturity of outstanding amount	Average residual maturity of outstanding amount	Average original maturity of issues
BNP PARIBAS	EUR	674,7	0,0	-40,0	714,7	3 485	1 066	0
	USD	22,2	0,0	0,0	22,2	1 240	583	0
	Equivalent_EUR	693,23	0	-40	733,67	3 425	1 053	
BPCE	EUR	201,9	0,0	-100,0	301,9	3 031	173	0
BPIFRANCE FINANCEMENT	EUR	199,0	0,0	0,0	199,0	1 788	470	0
BRED-BANQUE POPULAIRE	EUR	79,7	0,5	-4,6	83,8	1 433	513	948
BTP BANQUE	EUR	5,2	0,0	-0,6	5,7	763	211	0
CA CONSUMER FINANCE	EUR	1 260,0	0,0	0,0	1 260,0	861	334	0
CAISSE CENTRALE DU CREDIT IMMOBILIER DE FRANCE - 3CIF	EUR	50,0	0,0	0,0	50,0	7 305	1 252	0
CAISSE D'EPARGNE ET DE PREVOYANCE DE BOURGOGNE FRANCHE-COMTE	EUR	14,6	0,0	0,0	14,6	731	310	0
CAISSE D'EPARGNE ET DE PREVOYANCE DE MIDI-PYRENEES	EUR	150,0	0,0	0,0	150,0	1 096	448	0
CAISSE D'EPARGNE ET DE PREVOYANCE HAUTS DE FRANCE	EUR	0,0	0,0	0,0	0,0			0

## MEDIUM TERM NOTES

### III.2.1 Bank issuers

#### - Residents

*amounts in millions, maturity in number of days*

Issuer	Issue currency	Outstanding amount in november 2020	Issue amount in november 2020	Matured Debt in november 2020	Outstanding amount in october 2020	Average original maturity of outstanding amount	Average residual maturity of outstanding amount	Average original maturity of issues
CAISSE D'EPARGNE ET DE PREVOYANCE LOIRE-CENTRE	EUR	0,5	0,0	0,0	0,5	1 826	512	0
CAISSE DES DEPOTS ET CONSIGNATIONS	EUR	683,8	100,0	0,0	583,8	8 223	6 847	10 957
	USD	20,0	0,0	0,0	20,0	10 957	9 579	0
	Equivalent_EUR	700,48	<b>100</b>	<b>0</b>	<b>600,88</b>	<b>8 288</b>	<b>6 912</b>	<b>73</b>
CAISSE FEDERALE DU CREDIT MUTUEL MAINE-ANJOU ET BASSE-NORMANDIE	EUR	530,2	0,0	0,0	530,2	1 644	915	0
CAISSE FEDERALE DU CREDIT MUTUEL NORD EUROPE	EUR	114,0	0,0	0,0	114,0	5 980	235	0
CAISSE FEDERALE DU CREDIT MUTUEL OCEAN	EUR	655,8	50,0	-0,2	605,9	1 405	870	876
CAISSE REGIONALE DE CREDIT AGRICOLE MUTUEL ALSACE VOSGES	EUR	51,5	0,0	0,0	51,5	2 637	1 012	0
<i>of which subordinated medium term notes</i>		<i>41,66</i>	<i>0</i>	<i>0</i>	<i>41,66</i>			
CAISSE REGIONALE DE CREDIT AGRICOLE MUTUEL ATLANTIQUE VENDEE	EUR	415,2	0,0	0,0	415,4	10 073	7 709	0
<i>of which subordinated medium term notes</i>		<i>0</i>	<i>0</i>	<i>0</i>				
CAISSE REGIONALE DE CREDIT AGRICOLE MUTUEL BRIE PICARDIE	EUR	107,5	0,0	0,0	107,5	1 550	446	0
CAISSE REGIONALE DE CREDIT AGRICOLE MUTUEL CENTRE-EST	EUR	335,1	0,0	0,0	335,1	5 658	555	0
CAISSE REGIONALE DE CREDIT AGRICOLE MUTUEL CENTRE LOIRE	EUR	268,9	0,0	0,0	268,9	1 883	1 473	0

## MEDIUM TERM NOTES

### III.2.1 Bank issuers

#### - Residents

*amounts in millions, maturity in number of days*

Issuer	Issue currency	Outstanding amount in november 2020	Issue amount in november 2020	Matured Debt in november 2020	Outstanding amount in october 2020	Average original maturity of outstanding amount	Average residual maturity of outstanding amount	Average original maturity of issues
CAISSE REGIONALE DE CREDIT AGRICOLE MUTUEL CHARENTE MARITIME DEUX SEVRES	EUR	82,4	0,0	0,0	82,4	1 866	359	0
		<i>of which subordinated medium term notes</i>	<i>57,75</i>	<i>0</i>	<i>0</i>	<i>57,75</i>		
CAISSE REGIONALE DE CREDIT AGRICOLE MUTUEL CHARENTE PERIGORD	EUR	84,4	0,0	0,0	84,4	1 948	165	0
		<i>of which subordinated medium term notes</i>	<i>0,15</i>	<i>0</i>	<i>0</i>	<i>0,15</i>		
CAISSE REGIONALE DE CREDIT AGRICOLE MUTUEL D'ALPES-PROVENCE	EUR	211,7	0,0	0,0	212,2	8 704	1 082	0
CAISSE REGIONALE DE CREDIT AGRICOLE MUTUEL D'AQUITAINE	EUR	238,7	0,0	0,0	238,7	2 464	1 348	0
CAISSE REGIONALE DE CREDIT AGRICOLE MUTUEL DE CENTRE FRANCE	EUR	113,5	0,0	0,0	113,5	9 042	7 486	0
		<i>of which subordinated medium term notes</i>	<i>64,17</i>	<i>0</i>	<i>0</i>	<i>64,17</i>		
CAISSE REGIONALE DE CREDIT AGRICOLE MUTUEL DE CHAMPAGNE-BOURGOGNE	EUR	120,4	0,0	0,0	120,4	10 958	8 972	0
		<i>of which subordinated medium term notes</i>	<i>120,36</i>	<i>0</i>	<i>0</i>	<i>120,36</i>		
CAISSE REGIONALE DE CREDIT AGRICOLE MUTUEL DE LA GUADELOUPE	EUR	6,5	0,0	0,0	6,5	10 958	9 013	0
		<i>of which subordinated medium term notes</i>	<i>6</i>	<i>0</i>	<i>0</i>	<i>6</i>		
CAISSE REGIONALE DE CREDIT AGRICOLE MUTUEL DE L'ANJOU ET DU MAINE	EUR	337,8	0,0	-90,0	427,8	8 009	6 637	0
		<i>of which subordinated medium term notes</i>	<i>162,5</i>	<i>0</i>	<i>0</i>	<i>162,5</i>		
CAISSE REGIONALE DE CREDIT AGRICOLE MUTUEL DE LA TOURAINE ET DU POITOU	EUR	299,2	0,7	0,0	298,5	2 107	1 658	1 993
		<i>of which subordinated medium term notes</i>	<i>1,69</i>	<i>0</i>	<i>0</i>	<i>1,69</i>		

## MEDIUM TERM NOTES

### III.2.1 Bank issuers

#### - Residents

amounts in millions, maturity in number of days

Issuer	Issue currency	Outstanding amount in november 2020	Issue amount in november 2020	Matured Debt in november 2020	Outstanding amount in october 2020	Average original maturity of outstanding amount	Average residual maturity of outstanding amount	Average original maturity of issues
CAISSE REGIONALE DE CREDIT AGRICOLE MUTUEL DE NORMANDIE	EUR	552,7	0,0	0,0	552,7	5 792	1 775	0
CAISSE REGIONALE DE CREDIT AGRICOLE MUTUEL DE PARIS ET D'ILE DE FRANCE	EUR	66,6	0,0	0,0	66,6	5 791	381	0
CAISSE REGIONALE DE CREDIT AGRICOLE MUTUEL DES COTES-D'ARMOR	EUR	294,9	0,0	-40,0	334,9	6 301	1 861	0
<i>of which subordinated medium term notes</i>		<i>0</i>	<i>0</i>	<i>0</i>				
CAISSE REGIONALE DE CREDIT AGRICOLE MUTUEL DES SAVOIE	EUR	293,9	8,9	0,0	285,0	5 494	3 862	5 478
<i>of which subordinated medium term notes</i>		<i>197,16</i>	<i>0</i>	<i>0</i>	<i>197,16</i>			
CAISSE REGIONALE DE CREDIT AGRICOLE MUTUEL D'ILE ET VILAINE	EUR	39,6	0,0	0,0	39,6	1 502	605	0
CAISSE REGIONALE DE CREDIT AGRICOLE MUTUEL DU FINISTERE	EUR	153,7	0,0	0,0	153,7	9 909	8 075	0
<i>of which subordinated medium term notes</i>		<i>0</i>	<i>0</i>	<i>0</i>				
CAISSE REGIONALE DE CREDIT AGRICOLE MUTUEL DU LANGUEDOC	EUR	143,9	0,0	0,0	143,9	9 952	8 963	0
<i>of which subordinated medium term notes</i>		<i>56,11</i>	<i>0</i>	<i>0</i>	<i>56,11</i>			
CAISSE REGIONALE DE CREDIT AGRICOLE MUTUEL DU MORBIHAN	EUR	210,0	0,0	0,0	210,0	5 479	242	0
CAISSE REGIONALE DE CREDIT AGRICOLE MUTUEL DU NORD EST	EUR	332,2	0,0	0,0	332,2	4 056	478	0
<i>of which subordinated medium term notes</i>		<i>93</i>	<i>0</i>	<i>0</i>	<i>93</i>			
CAISSE REGIONALE DE CREDIT AGRICOLE MUTUEL FRANCHE-COMTE	EUR	0,0	0,0	0,0	0,0			0

## MEDIUM TERM NOTES

### III.2.1 Bank issuers

#### - Residents

amounts in millions, maturity in number of days

Issuer	Issue currency	Outstanding amount in november 2020	Issue amount in november 2020	Matured Debt in november 2020	Outstanding amount in october 2020	Average original maturity of outstanding amount	Average residual maturity of outstanding amount	Average original maturity of issues
CAISSE REGIONALE DE CREDIT AGRICOLE MUTUEL NORD DE FRANCE	EUR	970,0	0,0	-69,2	1 039,2	4 708	768	0
<i>of which subordinated medium term notes</i>		156,32	0	0	156,32			
CAISSE REGIONALE DE CREDIT AGRICOLE MUTUEL NORD MIDI PYRENEES	EUR	77,9	0,0	0,0	77,9	10 958	8 966	0
<i>of which subordinated medium term notes</i>		77,93	0	0	77,93			
CAISSE REGIONALE DE CREDIT AGRICOLE MUTUEL NORMANDIE-SEINE	EUR	515,0	190,0	0,0	325,0	656	517	671
CAISSE REGIONALE DE CREDIT AGRICOLE MUTUEL PROVENCE COTE D'AZUR	EUR	4,4	0,0	0,0	4,4	19 051	1 134	0
CAISSE REGIONALE DE CREDIT AGRICOLE MUTUEL PYRENEES-GASCOGNE	EUR	172,0	0,0	0,0	172,0	3 184	519	0
CAISSE REGIONALE DE CREDIT AGRICOLE MUTUEL SUD-MEDITERRANEE	EUR	162,3	0,0	0,0	162,3	5 896	1 456	0
CAISSE REGIONALE DE CREDIT AGRICOLE MUTUEL SUD-RHONE-ALPES	EUR	232,9	0,0	0,0	232,9	4 378	3 190	0
<i>of which subordinated medium term notes</i>		0	0	0				
CAISSE REGIONALE DE CREDIT AGRICOLE MUTUEL TOULOUSE 31	EUR	156,7	0,0	0,0	156,7	1 762	965	0
CARREFOUR BANQUE	EUR	722,5	39,0	0,0	683,5	715	313	736
COMPAGNIE DE FINANCEMENT FONCIER	EUR	0,0	0,0	0,0	0,0			0



## MEDIUM TERM NOTES

### III.2.1 Bank issuers

#### - Residents

*amounts in millions, maturity in number of days*

Issuer	Issue currency	Outstanding amount in november 2020	Issue amount in november 2020	Matured Debt in november 2020	Outstanding amount in october 2020	Average original maturity of outstanding amount	Average residual maturity of outstanding amount	Average original maturity of issues
CREDIT AGRICOLE CORPORATE AND INVESTMENT BANK	EUR	506,0	0,0	0,0	506,0	4 639	1 358	0
CREDIT AGRICOLE LEASING & FACTORING SA	EUR	245,0	0,0	0,0	245,0	637	302	0
CREDIT AGRICOLE S.A.	EUR	30,0	0,0	0,0	30,0	10 958	4 228	0
CREDIT COOPERATIF	EUR	194,4	0,0	-4,5	198,9	4 552	716	0
CREDIT DU NORD	EUR	1 192,7	0,0	-75,0	1 267,7	2 796	627	0
CREDIT INDUSTRIEL ET COMMERCIAL	EUR	42,2	0,0	0,0	42,2	787	472	0
CREDIT LYONNAIS	EUR	1 037,8	0,0	-23,0	1 060,8	1 561	728	0
CREDIT MUNICIPAL DE PARIS	EUR	10,0	0,0	0,0	10,0	3 652	1 113	0
CREDIT MUTUEL ARKEA	EUR	231,0	10,7	0,0	222,5	2 722	1 862	2 967
EDMOND DE ROTHSCHILD (FRANCE)	EUR	85,0	0,0	0,0	85,0	822	467	0
FINAMUR	EUR	40,0	0,0	0,0	40,0	731	434	0

## MEDIUM TERM NOTES

### III.2.1 Bank issuers

#### - Residents

amounts in millions, maturity in number of days

Issuer	Issue currency	Outstanding amount in november 2020	Issue amount in november 2020	Matured Debt in november 2020	Outstanding amount in october 2020	Average original maturity of outstanding amount	Average residual maturity of outstanding amount	Average original maturity of issues
FRANFINANCE	EUR	130,0	0,0	-5,0	135,0	738	409	0
HSBC CONTINENTAL EUROPE	EUR	80,0	0,0	0,0	80,0	8 789	3 172	0
LA BANQUE POSTALE	EUR	1,4	0,0	0,0	1,4	1 305	834	0
	USD	15,0	0,0	0,0	15,0	732	168	0
	Equivalent_EUR	13,92	0	0	14,22	790	235	
LIXXBAIL	EUR	40,0	0,0	0,0	40,0	731	434	0
LYONNAISE DE BANQUE	EUR	0,4	0,0	0,0	0,4	1 095	74	0
NATIXIS	EUR	556,8	0,0	0,0	557,6	3 718	1 575	0
ONEY BANK	EUR	15,0	0,0	-16,0	31,0	6 492	103	0
ORANGE BANK	EUR	294,8	0,0	-5,0	299,8	861	438	0
PSA BANQUE FRANCE	EUR	534,0	0,0	-10,0	544,0	644	350	0
RCI BANQUE SA	EUR	220,0	0,0	0,0	220,0	631	223	0

## MEDIUM TERM NOTES

### III.2.1 Bank issuers

#### - Residents

*amounts in millions, maturity in number of days*

Issuer	Issue currency	Outstanding amount in november 2020	Issue amount in november 2020	Matured Debt in november 2020	Outstanding amount in october 2020	Average original maturity of outstanding amount	Average residual maturity of outstanding amount	Average original maturity of issues
SOCIETE GENERALE	EUR	15 397,2	530,0	-1 095,0	15 962,2	1 535	725	369
SOCRAM BANQUE	EUR	117,0	15,0	-20,0	122,0	706	222	730
UNIFERGIE - Union pour le Financement des Economies d'Energie	EUR	40,0	0,0	0,0	40,0	731	434	0
<b>Total Residents</b>	<b>Equivalent_EUR</b>	<b>39 903,4</b>	<b>1 194,2</b>	<b>-1 888,6</b>	<b>40 616,1</b>	<b>2 426</b>	<b>1 124</b>	<b>1449</b>
	<i>of which secured medium term notes</i>	<i>13,0</i>	<i>0,0</i>	<i>0,0</i>	<i>13,0</i>			
	<i>of which subordinated medium term notes</i>	<i>933,6</i>	<i>0,0</i>	<i>- 34,6</i>	<i>968,2</i>			

#### - Non residents located outside the Euro area

*amounts in millions, maturity in number of days*

Issuer	Issue currency	Outstanding amount in november 2020	Issue amount in november 2020	Matured Debt in november 2020	Outstanding amount in october 2020	Average original maturity of outstanding amount	Average residual maturity of outstanding amount	Average original maturity of issues
BANK OF CHINA LIMITED Paris Branch	USD	15,0	0,0	0,0	15,0	1 826	616	0
	Equivalent_EUR	12,52	0	0	12,82	1 826	616	
BANQUE CALEDONIENNE D INVESTISSEMENT	EUR	192,0	20,0	0,0	172,0	1 128	611	593
	<i>of which secured medium term notes</i>	<i>70</i>	<i>0</i>	<i>0</i>	<i>70</i>			
<b>Total Non residents located outside the Euro area</b>	<b>Equivalent_EUR</b>	<b>204,5</b>	<b>20,0</b>	<b>0,0</b>	<b>184,8</b>	<b>1 171</b>	<b>611</b>	<b>593</b>
	<i>of which secured medium term notes</i>	<i>70,0</i>	<i>20,0</i>	<i>0,0</i>	<i>70,0</i>			

## MEDIUM TERM NOTES

0,0

0,0

0,0

0,0

## MEDIUM TERM NOTES

### III.2.3 Others financial issuers

- Residents

*amounts in millions, maturity in number of days*

Issuer	Issue currency	Outstanding amount in november 2020	Issue amount in november 2020	Matured Debt in november 2020	Outstanding amount in october 2020	Average original maturity of outstanding amount	Average residual maturity of outstanding amount	Average original maturity of issues
NATIXIS LOAN FUNDING	EUR	350,1	0,0	0,0	350,1	1 883	227	0
<b>Total Residents</b>	<b>Equivalent_EUR</b>	<b>350,1</b>	<b>0,0</b>	<b>0,0</b>	<b>350,1</b>	<b>1 883</b>	<b>227</b>	<b>0</b>

## MEDIUM TERM NOTES

### III.2.4 Non financial issuers

#### - Residents

*amounts in millions, maturity in number of days*

Issuer	Issue currency	Outstanding amount in november 2020	Issue amount in november 2020	Matured Debt in november 2020	Outstanding amount in october 2020	Average original maturity of outstanding amount	Average residual maturity of outstanding amount	Average original maturity of issues
ALTAREA	EUR	64,0	0,0	0,0	64,0	366	128	0
ALTAREIT	EUR	85,0	0,0	0,0	85,0	666	276	0
ATOS SE	EUR	50,0	0,0	0,0	50,0	2 557	1 964	0
BEL	EUR	60,0	0,0	0,0	60,0	1 334	687	0
CDC HABITAT	EUR	400,0	0,0	0,0	400,0	4 798	4 328	0
COVIVIO	EUR	137,0	5,0	0,0	132,0	674	638	546
CREDIT AGRICOLE CIB FINANCIAL SOLUTIONS	EUR	165,0	0,0	0,0	165,0	2 983	2 347	0
EIFFAGE	EUR	449,3	0,0	0,0	449,3	721	251	0
LAGARDERE SCA	EUR	64,0	0,0	0,0	64,0	731	204	0
MERSEN	EUR	10,0	10,0	0,0	0,0	1 278	1 265	1 278
SEB S.A.	EUR	266,5	25,0	0,0	241,5	1 361	782	730
SOPRA STERIA GROUP	EUR	129,0	25,0	0,0	104,0	1 011	585	1 095
<b>Total Residents</b>	<b>Equivalent_EUR</b>	<b>1 879,8</b>	<b>65,0</b>	<b>0,0</b>	<b>1 814,8</b>	<b>1 951</b>	<b>1 489</b>	<b>941</b>

## MEDIUM TERM NOTES

### III.2.5 Public issuers

#### - Residents

*amounts in millions, maturity in number of days*

Issuer	Issue currency	Outstanding amount in november 2020	Issue amount in november 2020	Matured Debt in november 2020	Outstanding amount in october 2020	Average original maturity of outstanding amount	Average residual maturity of outstanding amount	Average original maturity of issues
CAISSE D'AMORTISSEMENT DE LA DETTE SOCIALE	EUR	264,0	0,0	0,0	264,0	4 929	1 801	0
UNEDIC	EUR	7 100,0	0,0	-600,0	7 700,0	2 225	1 640	0
<b>Total Residents</b>	<b>Equivalent_EUR</b>	<b>7 364,0</b>	<b>0,0</b>	<b>-600,0</b>	<b>7 964,0</b>	<b>2 322</b>	<b>1 646</b>	<b>0</b>