

MEDIUM TERM NOTES

III. Medium Term Notes in september 2020

III.1. Overview

- III.1.1. Breakdown of outstanding amounts and issues by issue's currency (by issuers category)
- III.1.2. Breakdown of outstanding amounts and issues by rating (by issuers category)
- III.1.3. Breakdown of outstanding amounts and issues by maturity (by issuers category)
- III.1.4. Breakdown of outstanding amounts and issues by interest rate category (by issuers category)

III.2. List of issuers of Medium Term Notes at 30/09/2020 : outstanding amounts and transactions by issuers category and by geographical area

MEDIUM TERM NOTES

III.1. Overview

III.1.1. Breakdown of outstanding amounts and issues by issue's currency (by issuers category)

	<i>millions of units</i>				
	Outstanding amount in september 2020	Issue amount in september 2020	Matured Debt in september 2020	Outstanding amount in august 2020	Number of issuers in september 2020
Bank issuers					
EUR	40 076,8	1 495,1	- 1 186,1	39 811,2	13
USD	516,9	0,0	0,0	516,9	0
EUR Equivalent	40 518,3	1 495,1	- 1 186,1	40 244,1	
<i>of which secured Medium Term Notes</i>	<i>83,0</i>	<i>0,0</i>	<i>0,0</i>	<i>83,0</i>	
Asset backed securities issuers					
EUR	380,1	0,0	0,0	380,1	0
EUR Equivalent	380,1	0,0	0,0	380,1	
Total financial issuers (a)	40 898,4	1 495,1	- 1 186,1	40 624,2	

MEDIUM TERM NOTES

III.1.1 Breakdown of outstanding amounts and issues by issue's currency (by issuers category) - next

	<i>millions of units</i>				
	Outstanding amount in september 2020	Issue amount in september 2020	Matured Debt in september 2020	Outstanding amount in august 2020	Number of issuers in september 2020
Non financial issuers					
EUR	1 729,8	0,0	0,0	1 729,8	0
EUR Equivalent	1 729,8	0,0	0,0	1 729,8	
Public issuers					
EUR	5 964,0	0,0	0,0	5 964,0	0
EUR Equivalent	5 964,0	0,0	0,0	5 964,0	
Total non-financial and public issuers (b)	7 693,8	0,0	0,0	7 693,8	
Total medium-term market (a)+(b)	48 592,2	1 495,1	- 1 186,1	48 318,0	

MEDIUM TERM NOTES

III.1.2. Breakdown of outstanding amounts and issues by rating* (by issuers category)

	<i>millions of units</i>				
	Outstanding amount in september 2020	Issue amount in september 2020	Matured Debt in september 2020	Outstanding amount in august 2020	Number of issuers in september 2020
Bank issuers	40 518,3	1 495,1	- 1 186,1	40 244,1	13
Class 1	0,0	0,0	0,0	0,0	0
Class 2	1 693,5	130,0	0,0	1 557,6	2
Class 3	27 191,0	1 026,0	- 897,6	27 077,4	4
Class 4	5 411,2	303,5	- 154,0	5 260,0	3
Unrated	6 222,7	35,6	- 134,5	6 349,1	4
Asset backed securities issuers	380,1	0,0	0,0	380,1	0
Class 3	380,1	0,0	0,0	380,1	0
Total financial issuers (a)	40 898,4	1 495,1	- 1 186,1	40 624,2	13

* The rating classes are defined in the methodological note related to statistical reviews.

MEDIUM TERM NOTES

III.1.2. Breakdown of outstanding amounts and issues by rating* (by issuers category) - next

millions of units

	Outstanding amount in september 2020	Issue amount in september 2020	Matured Debt in september 2020	Outstanding amount in august 2020	Number of issuers in september 2020
Non financial issuers	1 729,8	0,0	0,0	1 729,8	0
Class 2	400,0	0,0	0,0	400,0	0
Unrated	1 329,8	0,0	0,0	1 329,8	0
Public issuers	5 964,0	0,0	0,0	5 964,0	0
Class 2	5 700,0	0,0	0,0	5 700,0	0
Unrated	264,0	0,0	0,0	264,0	0
Total non-financial and public issuers (b)	7 693,8	0,0	0,0	7 693,8	0
Total medium-term market (a)+(b)	48 592,2	1 495,1	- 1 186,1	48 318,0	13

* The rating classes are defined in the methodological note related to statistical publications reviews.

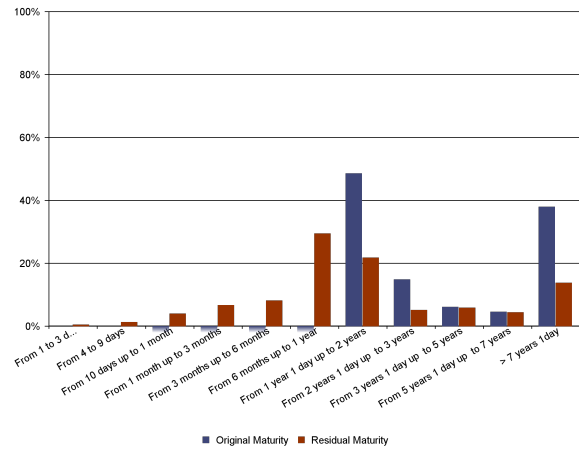
MEDIUM TERM NOTES

III.1.3. Breakdown of outstanding amounts and issues by maturity (by issuers category)

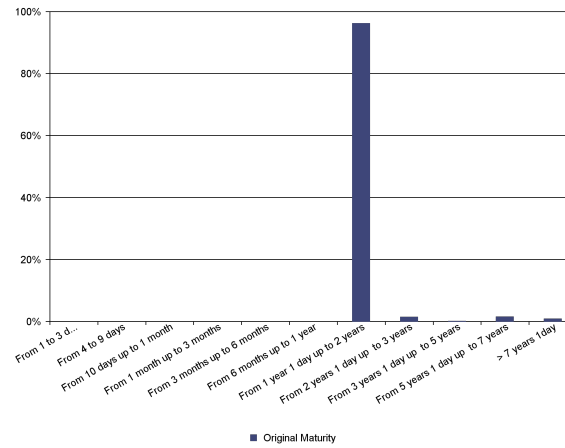
Bank issuers

all currencies

Breakdown of outstanding amounts
by original maturity and residual maturity at 30/09/2020 (in %)



Breakdown of issues by original maturity
at 30/09/2020 (in %)



MEDIUM TERM NOTES


all currencies

Breakdown of outstanding amounts
by original maturity and residual maturity at 30/09/2020 (in %)

Breakdown of issues by original maturity
at 30/09/2020 (in %)

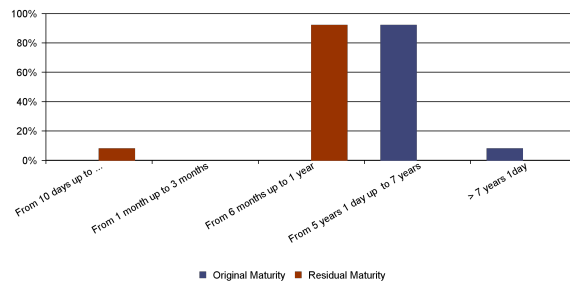
Excluding asset backed securities issuers

No issuer



Asset backed securities issuers

No issue



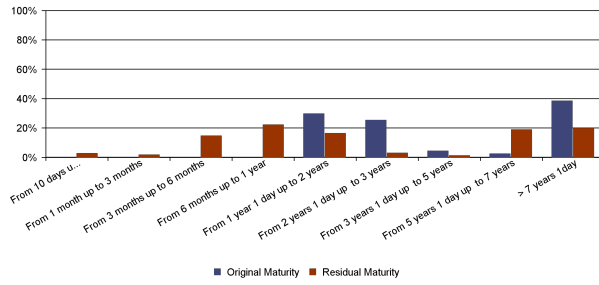
MEDIUM TERM NOTES

all currencies

**Breakdown of outstanding amounts
by original maturity and residual maturity at 30/09/2020 (in %)**

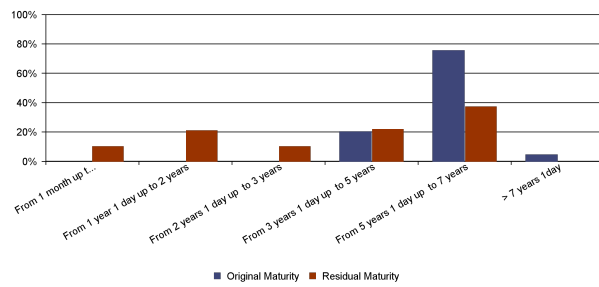
**Breakdown of issues by original maturity
at 30/09/2020 (in %)**

Non financial issuers



No issue

Public issuers



No issue

MEDIUM TERM NOTES

III.1.4. Breakdown of outstanding amounts and issues by interest rate category (by issuers category)

	Financial banking issuers	Others financial issuers		Non financial issuers	Public issuers
	Excluding asset backed securities issuers	Asset backed securities issuers			
Fixed	19,1%	0,0%	0,0%	0,0%	0,0%
Structured	14,1%	0,0%	0,0%	0,0%	0,0%
Variable or adjustable	66,8%	0,0%	0,0%	0,0%	0,0%
All maturities	100,0%	0,0%	0,0%	0,0%	0,0%

MEDIUM TERM NOTES

III.2. List of issuers of Medium Term Notes at 30/09/2020 : outstanding amounts and transactions by issuers category and by geographical area

III.2.1 Bank issuers

- Residents

<i>amounts in millions, maturity in number of days</i>								
Issuer	Issue currency	Outstanding amount in september 2020	Issue amount in september 2020	Matured Debt in september 2020	Outstanding amount in august 2020	Average original maturity of outstanding amount	Average residual maturity of outstanding amount	Average original maturity of issues
ALLIANZ BANQUE	EUR	192,5	5,0	0,0	187,5	1 202	519	1 095
AUXIFIP	EUR	40,0	0,0	0,0	40,0	731	495	0
AXA BANQUE	EUR	1 672,0	0,0	-54,0	1 738,1	2 615	825	0
BANQUE CIC NORD OUEST	EUR	28,9	0,0	0,0	28,9	2 427	1 502	0
BANQUE CIC OUEST	EUR	3,6	0,0	0,0	3,6	5 378	883	0
BANQUE CIC SUD OUEST	EUR	24,0	0,0	0,0	24,0	2 920	648	0
BANQUE EDEL S.N.C	EUR	231,8	0,0	0,0	231,8	806	415	0
BANQUE EUROPEENNE DU CREDIT MUTUEL	EUR	13,5	0,0	0,0	13,5	3 188	1 851	0
		<i>of which secured medium term notes</i>	13	0	0	13		
BANQUE FEDERATIVE DU CREDIT MUTUEL	EUR	3 402,8	115,0	0,0	3 287,8	735	506	730
	USD	100,0	0,0	0,0	100,0	385	96	0
	Equivalent_EUR	3 488,26	115	0	3 371,6	726	496	3 968

MEDIUM TERM NOTES

III.2.1 Bank issuers

- Residents

amounts in millions, maturity in number of days

Issuer	Issue currency	Outstanding amount in september 2020	Issue amount in september 2020	Matured Debt in september 2020	Outstanding amount in august 2020	Average original maturity of outstanding amount	Average residual maturity of outstanding amount	Average original maturity of issues
BANQUE PALATINE	EUR	4,0	0,0	0,0	4,0	4 123	1 354	0
BANQUE POPULAIRE ALSACE LORRAINE CHAMPAGNE	EUR	113,2	0,0	0,0	113,2	3 947	941	0
BANQUE POPULAIRE AQUITAINE CENTRE ATLANTIQUE	EUR	66,0	0,0	0,0	66,0	2 573	746	0
BANQUE POPULAIRE AUVERGNE RHONE ALPES	EUR	12,2	0,0	-0,2	12,7	2 105	1 332	0
BANQUE POPULAIRE BOURGOGNE FRANCHE-COMTE	EUR	71,9	1,3	-1,3	71,9	4 320	502	1 824
BANQUE POPULAIRE DU SUD	EUR	4,3	0,0	0,0	4,3	4 227	2 268	0
BANQUE POPULAIRE GRAND OUEST	EUR	158,0	0,0	-1,5	159,5	1 142	613	0
BANQUE POPULAIRE MEDITERRANEE	EUR	70,0	0,0	0,0	70,0	1 729	321	0
BANQUE POPULAIRE RIVES DE PARIS	EUR	5,4	0,0	0,0	5,4	1 224	852	0
BANQUE POPULAIRE VAL DE FRANCE	EUR	274,8	13,0	-25,3	287,8	2 777	1 041	1 896
BANQUE TRANSATLANTIQUE	EUR	1,0	0,0	0,0	1,0	3 651	135	0

MEDIUM TERM NOTES

III.2.1 Bank issuers

- Residents

amounts in millions, maturity in number of days

Issuer	Issue currency	Outstanding amount in september 2020	Issue amount in september 2020	Matured Debt in september 2020	Outstanding amount in august 2020	Average original maturity of outstanding amount	Average residual maturity of outstanding amount	Average original maturity of issues
BNP PARIBAS	EUR	714,7	0,0	-8,0	732,7	3 616	1 067	0
	USD	31,9	0,0	0,0	31,9	1 054	329	0
	Equivalent_EUR	741,94	0	-8	759,41	3 522	1 040	
BPCE	EUR	301,9	0,0	0,0	301,9	3 238	172	0
BPIFRANCE FINANCEMENT	EUR	199,0	0,0	0,0	199,0	1 788	531	0
	USD	335,0	0,0	0,0	335,0	731	5	0
	Equivalent_EUR	485,13	0	0	479,57	1 165	221	
BRED-BANQUE POPULAIRE	EUR	93,8	0,0	0,0	96,8	1 271	406	0
BTP BANQUE	EUR	6,2	0,0	-0,3	6,5	947	231	0
CA CONSUMER FINANCE	EUR	1 167,0	155,0	0,0	1 012,0	895	353	665
CAISSE CENTRALE DU CREDIT IMMOBILIER DE FRANCE - 3CIF	EUR	50,0	0,0	0,0	50,0	7 305	1 313	0
CAISSE D'EPARGNE ET DE PREVOYANCE DE BOURGOGNE FRANCHE-COMTE	EUR	14,6	0,0	0,0	14,6	731	371	0
CAISSE D'EPARGNE ET DE PREVOYANCE DE MIDI-PYRENEES	EUR	150,0	0,0	0,0	150,0	1 096	509	0

MEDIUM TERM NOTES

III.2.1 Bank issuers

- Residents

Issuer	Issue currency	<i>amounts in millions, maturity in number of days</i>						
		Outstanding amount in september 2020	Issue amount in september 2020	Matured Debt in september 2020	Outstanding amount in august 2020	Average original maturity of outstanding amount	Average residual maturity of outstanding amount	Average original maturity of issues
CAISSE D'EPARGNE ET DE PREVOYANCE HAUTS DE FRANCE	EUR	0,0	0,0	0,0	0,0			0
CAISSE D'EPARGNE ET DE PREVOYANCE LOIRE-CENTRE	EUR	0,5	0,0	0,0	0,5	1 826	573	0
CAISSE DES DEPOTS ET CONSIGNATIONS	EUR	583,8	0,0	0,0	583,8	7 754	6 208	0
	USD	20,0	0,0	0,0	20,0	10 957	9 640	0
	Equivalent_EUR	600,87	0	0	600,53	7 845	6 306	
CAISSE FEDERALE DU CREDIT MUTUEL MAINE-ANJOU ET BASSE-NORMANDIE	EUR	530,2	0,0	0,0	530,2	1 644	976	0
CAISSE FEDERALE DU CREDIT MUTUEL NORD EUROPE	EUR	114,0	0,0	0,0	114,0	5 980	296	0
CAISSE FEDERALE DU CREDIT MUTUEL OCEAN	EUR	606,2	0,0	-20,0	626,2	1 451	932	0
CAISSE REGIONALE DE CREDIT AGRICOLE MUTUEL ALSACE VOSGES	EUR	51,5	0,0	0,0	51,5	2 637	1 073	0
<i>of which subordinated medium term notes</i>		41,66	0	0	41,66			
CAISSE REGIONALE DE CREDIT AGRICOLE MUTUEL ATLANTIQUE VENDEE	EUR	414,3	0,0	0,0	414,3	10 090	7 782	0
<i>of which subordinated medium term notes</i>		0	0	0				
CAISSE REGIONALE DE CREDIT AGRICOLE MUTUEL BRIE PICARDIE	EUR	107,5	0,0	0,0	107,5	1 550	507	0
CAISSE REGIONALE DE CREDIT AGRICOLE MUTUEL CENTRE-EST	EUR	333,8	0,0	0,0	333,8	5 673	611	0

MEDIUM TERM NOTES

III.2.1 Bank issuers

- Residents

amounts in millions, maturity in number of days

Issuer	Issue currency	Outstanding amount in september 2020	Issue amount in september 2020	Matured Debt in september 2020	Outstanding amount in august 2020	Average original maturity of outstanding amount	Average residual maturity of outstanding amount	Average original maturity of issues
CAISSE REGIONALE DE CREDIT AGRICOLE MUTUEL CENTRE LOIRE	EUR	268,9	0,0	0,0	268,9	1 883	1 534	0
CAISSE REGIONALE DE CREDIT AGRICOLE MUTUEL CHARENTE MARITIME DEUX SEVRES	EUR	82,4	0,0	0,0	82,4	1 866	419	0
<i>of which subordinated medium term notes</i>		57,75	0	0	57,75			
CAISSE REGIONALE DE CREDIT AGRICOLE MUTUEL CHARENTE PERIGORD	EUR	86,4	0,0	0,0	86,4	1 946	221	0
<i>of which subordinated medium term notes</i>		0,15	0	0	0,15			
CAISSE REGIONALE DE CREDIT AGRICOLE MUTUEL D'ALPES-PROVENCE	EUR	212,5	0,0	0,0	212,5	8 674	1 140	0
CAISSE REGIONALE DE CREDIT AGRICOLE MUTUEL D'AQUITAINE	EUR	238,7	0,0	0,0	238,7	2 464	1 409	0
CAISSE REGIONALE DE CREDIT AGRICOLE MUTUEL DE CENTRE FRANCE	EUR	113,8	0,0	-0,2	114,0	9 024	7 524	0
<i>of which subordinated medium term notes</i>		64,17	0	0	64,17			
CAISSE REGIONALE DE CREDIT AGRICOLE MUTUEL DE CHAMPAGNE-BOURGOGNE	EUR	120,4	0,0	0,0	120,4	10 958	9 033	0
<i>of which subordinated medium term notes</i>		120,36	0	0	120,36			
CAISSE REGIONALE DE CREDIT AGRICOLE MUTUEL DE LA GUADELOUPE	EUR	6,5	0,0	0,0	6,5	10 958	9 074	0
<i>of which subordinated medium term notes</i>		6	0	0	6			
CAISSE REGIONALE DE CREDIT AGRICOLE MUTUEL DE L'ANJOU ET DU MAINE	EUR	425,4	0,0	0,0	425,4	6 504	5 322	0
<i>of which subordinated medium term notes</i>		162,5	0	0	162,5			
CAISSE REGIONALE DE CREDIT AGRICOLE MUTUEL DE LA TOURAINE ET DU POITOU	EUR	294,8	19,4	-2,2	292,0	2 106	1 713	2 175

MEDIUM TERM NOTES

III.2.1 Bank issuers

- Residents

<i>amounts in millions, maturity in number of days</i>								
Issuer	Issue currency	Outstanding amount in september 2020	Issue amount in september 2020	Matured Debt in september 2020	Outstanding amount in august 2020	Average original maturity of outstanding amount	Average residual maturity of outstanding amount	Average original maturity of issues
		<i>of which subordinated medium term notes</i>	1,69	0	-2,19	3,88		
CAISSE REGIONALE DE CREDIT AGRICOLE MUTUEL DE NORMANDIE	EUR	552,7	0,0	0,0	552,7	5 792	1 836	0
CAISSE REGIONALE DE CREDIT AGRICOLE MUTUEL DE PARIS ET D'ILE DE FRANCE	EUR	66,6	0,0	0,0	66,6	5 791	442	0
CAISSE REGIONALE DE CREDIT AGRICOLE MUTUEL DES COTES-D'ARMOR	EUR	364,9	0,0	0,0	364,9	5 233	1 559	0
		<i>of which subordinated medium term notes</i>	0	0	0			
CAISSE REGIONALE DE CREDIT AGRICOLE MUTUEL DES SAVOIE	EUR	285,0	0,0	0,0	285,2	5 495	3 873	0
		<i>of which subordinated medium term notes</i>	197,16	0	0	197,31		
CAISSE REGIONALE DE CREDIT AGRICOLE MUTUEL D'ILLE ET VILAINE	EUR	39,6	0,0	0,0	39,6	1 502	666	0
CAISSE REGIONALE DE CREDIT AGRICOLE MUTUEL DU FINISTERE	EUR	153,7	0,0	0,0	153,7	9 909	8 136	0
		<i>of which subordinated medium term notes</i>	0	0	0			
CAISSE REGIONALE DE CREDIT AGRICOLE MUTUEL DU LANGUEDOC	EUR	143,9	0,0	0,0	143,9	9 952	9 024	0
		<i>of which subordinated medium term notes</i>	56,11	0	0	56,11		
CAISSE REGIONALE DE CREDIT AGRICOLE MUTUEL DU MORBIHAN	EUR	210,0	0,0	0,0	210,0	5 479	303	0
CAISSE REGIONALE DE CREDIT AGRICOLE MUTUEL DU NORD EST	EUR	332,3	0,0	0,0	332,3	4 054	539	0
		<i>of which subordinated medium term notes</i>	93	0	0	93		
CAISSE REGIONALE DE CREDIT AGRICOLE MUTUEL FRANCHE-COMTE	EUR	0,0	0,0	0,0	0,0			0

MEDIUM TERM NOTES

III.2.1 Bank issuers

- Residents

amounts in millions, maturity in number of days

Issuer	Issue currency	Outstanding amount in september 2020	Issue amount in september 2020	Matured Debt in september 2020	Outstanding amount in august 2020	Average original maturity of outstanding amount	Average residual maturity of outstanding amount	Average original maturity of issues
CAISSE REGIONALE DE CREDIT AGRICOLE MUTUEL NORD DE FRANCE	EUR	1 044,2	0,0	-49,7	1 093,9	4 518	774	0
<i>of which subordinated medium term notes</i>		<i>156,32</i>	<i>0</i>	<i>0</i>	<i>156,32</i>			
CAISSE REGIONALE DE CREDIT AGRICOLE MUTUEL NORD MIDI PYRENEES	EUR	77,9	0,0	0,0	77,9	10 958	9 027	0
<i>of which subordinated medium term notes</i>		<i>77,93</i>	<i>0</i>	<i>0</i>	<i>77,93</i>			
CAISSE REGIONALE DE CREDIT AGRICOLE MUTUEL NORMANDIE-SEINE	EUR	225,0	0,0	0,0	225,0	691	455	0
CAISSE REGIONALE DE CREDIT AGRICOLE MUTUEL PROVENCE COTE D'AZUR	EUR	4,5	0,0	0,0	4,5	18 424	1 164	0
CAISSE REGIONALE DE CREDIT AGRICOLE MUTUEL PYRENEES-GASCOGNE	EUR	172,0	0,0	0,0	172,0	3 184	580	0
CAISSE REGIONALE DE CREDIT AGRICOLE MUTUEL SUD-MEDITERRANEE	EUR	162,3	0,0	0,0	162,3	5 896	1 517	0
CAISSE REGIONALE DE CREDIT AGRICOLE MUTUEL SUD-RHONE-ALPES	EUR	232,9	1,9	0,0	231,0	4 749	3 251	4 748
<i>of which subordinated medium term notes</i>		<i>0</i>	<i>0</i>	<i>0</i>				
CAISSE REGIONALE DE CREDIT AGRICOLE MUTUEL TOULOUSE 31	EUR	156,7	0,0	0,0	156,7	1 762	1 026	0
CARREFOUR BANQUE	EUR	698,5	143,5	-90,0	645,0	716	307	688
COMPAGNIE DE FINANCEMENT FONCIER	EUR	0,0	0,0	0,0	0,0			0

MEDIUM TERM NOTES

III.2.1 Bank issuers

- Residents

amounts in millions, maturity in number of days

Issuer	Issue currency	Outstanding amount in september 2020	Issue amount in september 2020	Matured Debt in september 2020	Outstanding amount in august 2020	Average original maturity of outstanding amount	Average residual maturity of outstanding amount	Average original maturity of issues
CREDIT AGRICOLE CORPORATE AND INVESTMENT BANK	EUR	506,0	0,0	0,0	506,0	4 639	1 419	0
CREDIT AGRICOLE LEASING & FACTORING SA	EUR	245,0	125,0	0,0	120,0	637	363	546
CREDIT AGRICOLE S.A.	EUR	30,0	0,0	0,0	30,0	10 958	4 289	0
CREDIT COOPERATIF	EUR	225,3	0,0	-19,5	245,1	4 648	627	0
CREDIT DU NORD	EUR	1 291,6	0,0	-500,0	1 792,7	2 700	638	0
CREDIT INDUSTRIEL ET COMMERCIAL	EUR	42,2	0,0	0,0	42,2	787	533	0
CREDIT LYONNAIS	EUR	1 346,8	0,0	-290,0	1 636,8	1 392	610	0
CREDIT MUNICIPAL DE PARIS	EUR	10,0	0,0	0,0	10,0	3 652	1 174	0
CREDIT MUTUEL ARKEA	EUR	222,0	61,0	0,0	161,0	2 914	1 880	643
EDMOND DE ROTHSCHILD (FRANCE)	EUR	85,0	0,0	0,0	85,0	822	528	0

MEDIUM TERM NOTES

III.2.1 Bank issuers

- Residents

amounts in millions, maturity in number of days

Issuer	Issue currency	Outstanding amount in september 2020	Issue amount in september 2020	Matured Debt in september 2020	Outstanding amount in august 2020	Average original maturity of outstanding amount	Average residual maturity of outstanding amount	Average original maturity of issues
FINAMUR	EUR	40,0	0,0	0,0	40,0	731	495	0
FRANFINANCE	EUR	130,0	10,0	-10,0	130,0	717	429	913
HSBC FRANCE	EUR	80,0	0,0	0,0	80,0	8 789	3 233	0
LA BANQUE POSTALE	EUR	1,4	0,0	0,0	1,4	1 305	895	0
	USD	15,0	0,0	0,0	15,0	732	229	0
	Equivalent_EUR	14,21	0	0	13,96	788	295	
LIXXBAIL	EUR	40,0	0,0	0,0	40,0	731	495	0
LYONNAISE DE BANQUE	EUR	0,4	0,0	0,0	0,4	1 095	135	0
NATIXIS	EUR	559,5	0,0	0,0	560,7	3 712	1 640	0
ONEY BANK	EUR	31,0	0,0	-30,0	61,0	3 425	104	0
ORANGE BANK	EUR	221,8	0,0	-50,0	271,8	870	267	0
PSA BANQUE FRANCE	EUR	549,0	45,0	-34,0	538,0	647	311	729

MEDIUM TERM NOTES

III.2.1 Bank issuers

- Residents

amounts in millions, maturity in number of days

Issuer	Issue currency	Outstanding amount in september 2020	Issue amount in september 2020	Matured Debt in september 2020	Outstanding amount in august 2020	Average original maturity of outstanding amount	Average residual maturity of outstanding amount	Average original maturity of issues
RCI BANQUE SA	EUR	220,0	0,0	0,0	220,0	631	284	0
SOCIETE GENERALE	EUR	15 252,2	800,0	0,0	14 452,2	1 571	762	455
SOCRAM BANQUE	EUR	135,0	0,0	0,0	135,0	665	169	0
UNIFERGIE - Union pour le Financement des Economies d'Energie	EUR	40,0	0,0	0,0	40,0	731	495	0
Total Residents	Equivalent_EUR	40 333,5	1 495,1	-1 186,1	40 059,6	2 422	1 114	590
	<i>of which secured medium term notes</i>	<i>13,0</i>	<i>0,0</i>	<i>0,0</i>	<i>13,0</i>			
	<i>of which subordinated medium term notes</i>	<i>970,8</i>	<i>1,0</i>	<i>- 24,9</i>	<i>994,7</i>			

- Non residents located outside the Euro area

amounts in millions, maturity in number of days

Issuer	Issue currency	Outstanding amount in september 2020	Issue amount in september 2020	Matured Debt in september 2020	Outstanding amount in august 2020	Average original maturity of outstanding amount	Average residual maturity of outstanding amount	Average original maturity of issues
BANK OF CHINA LIMITED Paris Branch	USD	15,0	0,0	0,0	15,0	1 826	677	0
	Equivalent_EUR	12,81	0	0	12,56	1 826	677	
BANQUE CALEDONIENNE D INVESTISSEMENT	EUR	172,0	0,0	0,0	172,0	1 190	676	0
	<i>of which secured medium term notes</i>	<i>70</i>	<i>0</i>	<i>0</i>	<i>70</i>			
Total Non residents located outside the Euro area	Equivalent_EUR	184,8	0,0	0,0	184,6	1 234	676	
	<i>of which secured medium term notes</i>	<i>70,0</i>	<i>0,0</i>	<i>0,0</i>	<i>70,0</i>			

MEDIUM TERM NOTES

0,0

0,0

0,0

0,0

MEDIUM TERM NOTES

III.2.3 Others financial issuers

- Residents

amounts in millions, maturity in number of days

Issuer	Issue currency	Outstanding amount in september 2020	Issue amount in september 2020	Matured Debt in september 2020	Outstanding amount in august 2020	Average original maturity of outstanding amount	Average residual maturity of outstanding amount	Average original maturity of issues
NATIXIS LOAN FUNDING	EUR	380,1	0,0	0,0	380,1	1 936	266	0
Total Residents	Equivalent_EUR	380,1	0,0	0,0	380,1	1 936	266	0

MEDIUM TERM NOTES

III.2.4 Non financial issuers

- Residents

amounts in millions, maturity in number of days

Issuer	Issue currency	Outstanding amount in september 2020	Issue amount in september 2020	Matured Debt in september 2020	Outstanding amount in august 2020	Average original maturity of outstanding amount	Average residual maturity of outstanding amount	Average original maturity of issues
ALTAREA	EUR	64,0	0,0	0,0	64,0	366	189	0
ALTAREIT	EUR	85,0	0,0	0,0	85,0	666	338	0
ATOS SE	EUR	50,0	0,0	0,0	50,0	2 557	2 025	0
BEL	EUR	60,0	0,0	0,0	60,0	1 334	748	0
CDC HABITAT	EUR	400,0	0,0	0,0	400,0	4 798	4 390	0
COVIVIO	EUR	47,0	0,0	0,0	47,0	368	21	0
CREDIT AGRICOLE CIB FINANCIAL SOLUTIONS	EUR	165,0	0,0	0,0	165,0	2 983	2 408	0
EIFPAGE	EUR	449,3	0,0	0,0	449,3	721	312	0
LAGARDERE SCA	EUR	64,0	0,0	0,0	64,0	731	265	0
SEB S.A.	EUR	241,5	0,0	0,0	241,5	1 427	849	0
SOPRA STERIA GROUP	EUR	104,0	0,0	0,0	104,0	991	525	0
Total Residents	Equivalent_EUR	1 729,8	0,0	0,0	1 729,8	2 044	1 594	0

MEDIUM TERM NOTES

III.2.5 Public issuers

- Residents

amounts in millions, maturity in number of days

Issuer	Issue currency	Outstanding amount in september 2020	Issue amount in september 2020	Matured Debt in september 2020	Outstanding amount in august 2020	Average original maturity of outstanding amount	Average residual maturity of outstanding amount	Average original maturity of issues
CAISSE D'AMORTISSEMENT DE LA DETTE SOCIALE	EUR	264,0	0,0	0,0	264,0	4 929	1 862	0
UNEDIC	EUR	5 700,0	0,0	0,0	5 700,0	2 095	1 336	0
Total Residents	Equivalent_EUR	5 964,0	0,0	0,0	5 964,0	2 220	1 360	0