

MEDIUM TERM NOTES

III. Medium Term Notes in may 2020

III.1. Overview

- III.1.1. Breakdown of outstanding amounts and issues by issue's currency (by issuers category)
- III.1.2. Breakdown of outstanding amounts and issues by rating (by issuers category)
- III.1.3. Breakdown of outstanding amounts and issues by maturity (by issuers category)
- III.1.4. Breakdown of outstanding amounts and issues by interest rate category (by issuers category)

III.2. List of issuers of Medium Term Notes at 31/05/2020 : outstanding amounts and transactions by issuers category and by geographical area

MEDIUM TERM NOTES

III.1. Overview

III.1.1. Breakdown of outstanding amounts and issues by issue's currency (by issuers category)

millions of units

| | Outstanding amount in may 2020 | Issue amount in may 2020 | Matured Debt in may 2020 | Outstanding amount in april 2020 | Number of issuers in may 2020 |
|--|--------------------------------|--------------------------|--------------------------|----------------------------------|-------------------------------|
| Bank issuers | | | | | |
| EUR | 40 959,5 | 1 544,9 | - 468,5 | 40 386,5 | 12 |
| USD | 538,9 | 0,0 | 0,0 | 538,9 | 0 |
| EUR Equivalent | 41 443,5 | 1 544,9 | - 468,5 | 40 882,0 | |
| <i>of which secured Medium Term Notes</i> | <i>83,0</i> | <i>0,0</i> | <i>0,0</i> | <i>83,0</i> | |
| Others financial issuers | | | | | |
| Excluding asset backed securities issuers | | | | | |
| USD | 0,0 | 0,0 | 0,0 | 0,0 | 0 |
| EUR Equivalent | 0,0 | 0,0 | 0,0 | 0,0 | |
| Asset backed securities issuers | | | | | |
| EUR | 380,1 | 0,0 | 0,0 | 380,1 | 0 |
| EUR Equivalent | 380,1 | 0,0 | 0,0 | 380,1 | |
| Total financial issuers (a) | 41 823,6 | 1 544,9 | - 468,5 | 41 262,1 | |

MEDIUM TERM NOTES

III.1.1 Breakdown of outstanding amounts and issues by issue's currency (by issuers category) - next

millions of units

| | Outstanding amount in may 2020 | Issue amount in may 2020 | Matured Debt in may 2020 | Outstanding amount in april 2020 | Number of issuers in may 2020 |
|---|--------------------------------|--------------------------|--------------------------|----------------------------------|-------------------------------|
| Non financial issuers | | | | | |
| EUR | 1 894,8 | 85,0 | - 373,0 | 2 182,8 | 1 |
| EUR Equivalent | 1 894,8 | 85,0 | - 373,0 | 2 182,8 | |
| Public issuers | | | | | |
| EUR | 5 964,0 | 2 000,0 | 0,0 | 3 964,0 | 1 |
| EUR Equivalent | 5 964,0 | 2 000,0 | 0,0 | 3 964,0 | |
| Total non-financial and public issuers (b) | 7 858,8 | 2 085,0 | - 373,0 | 6 146,8 | |
| Total medium-term market (a)+(b) | 49 682,4 | 3 629,9 | - 841,5 | 47 408,9 | |

MEDIUM TERM NOTES

III.1.2. Breakdown of outstanding amounts and issues by rating* (by issuers category)

millions of units

| | Outstanding amount in may 2020 | Issue amount in may 2020 | Matured Debt in may 2020 | Outstanding amount in april 2020 | Number of issuers in may 2020 |
|--|--------------------------------|--------------------------|--------------------------|----------------------------------|-------------------------------|
| Bank issuers | 41 443,5 | 1 544,9 | - 468,5 | 40 882,0 | 13 |
| Class 1 | 0,0 | 0,0 | 0,0 | 0,0 | 0 |
| Class 2 | 1 369,1 | 0,0 | - 5,0 | 1 381,7 | 0 |
| Class 3 | 28 244,8 | 1 212,5 | - 266,1 | 30 834,4 | 8 |
| Class 4 | 5 156,5 | 200,0 | - 5,0 | 1 932,0 | 2 |
| Unrated | 6 673,1 | 132,4 | - 192,4 | 6 733,9 | 3 |
| Others financial issuers | | | | | |
| Excluding asset backed securities issuers | 0,0 | 0,0 | 0,0 | 0,0 | 0 |
| Unrated | 0,0 | 0,0 | 0,0 | 0,0 | 0 |
| Asset backed securities issuers | 380,1 | 0,0 | 0,0 | 380,1 | 0 |
| Class 3 | 380,1 | 0,0 | 0,0 | 380,1 | 0 |
| Total financial issuers (a) | 41 823,6 | 1 544,9 | - 468,5 | 41 262,1 | 13 |

* The rating classes are defined in the methodological note related to statistical reviews.

MEDIUM TERM NOTES

III.1.2. Breakdown of outstanding amounts and issues by rating* (by issuers category) - next

millions of units

| | Outstanding amount in may 2020 | Issue amount in may 2020 | Matured Debt in may 2020 | Outstanding amount in april 2020 | Number of issuers in may 2020 |
|---|--------------------------------|--------------------------|--------------------------|----------------------------------|-------------------------------|
| Non financial issuers | 1 894,8 | 85,0 | - 373,0 | 2 182,8 | 1 |
| Class 2 | 400,0 | 85,0 | 0,0 | 315,0 | 1 |
| Class 3 | 0,0 | 0,0 | - 150,0 | 150,0 | 0 |
| Unrated | 1 494,8 | 0,0 | - 223,0 | 1 717,8 | 0 |
| Public issuers | 5 964,0 | 2 000,0 | 0,0 | 3 964,0 | 1 |
| Class 2 | 5 700,0 | 2 000,0 | 0,0 | 3 700,0 | 1 |
| Unrated | 264,0 | 0,0 | 0,0 | 264,0 | 0 |
| Total non-financial and public issuers (b) | 7 858,8 | 2 085,0 | - 373,0 | 6 146,8 | 2 |
| Total medium-term market (a)+(b) | 49 682,4 | 3 629,9 | - 841,5 | 47 408,9 | 15 |

* The rating classes are defined in the methodological note related to statistical publications reviews.

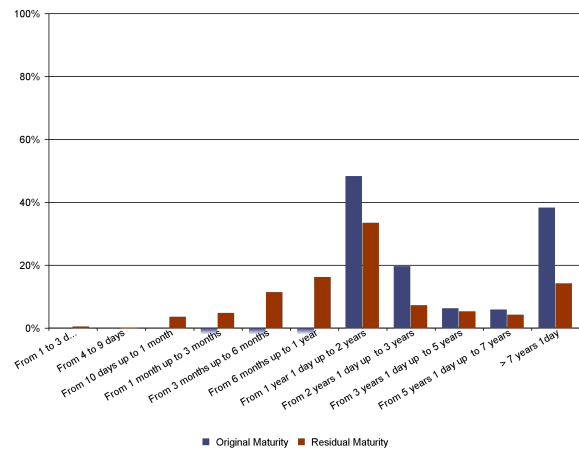
MEDIUM TERM NOTES

III.1.3. Breakdown of outstanding amounts and issues by maturity (by issuers category)

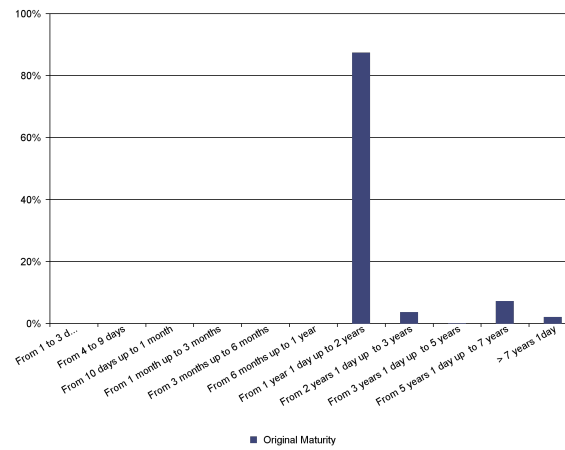
Bank issuers

all currencies

Breakdown of outstanding amounts
by original maturity and residual maturity at 31/05/2020 (in %)



Breakdown of issues by original maturity
at 31/05/2020 (in %)



MEDIUM TERM NOTES

all currencies

**Breakdown of outstanding amounts
by original maturity and residual maturity at 31/05/2020 (in %)**

**Breakdown of issues by original maturity
at 31/05/2020 (in %)**

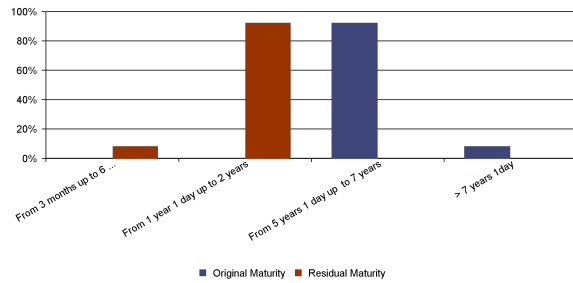
Excluding asset backed securities issuers

No issuer

No issue

Asset backed securities issuers

No issue




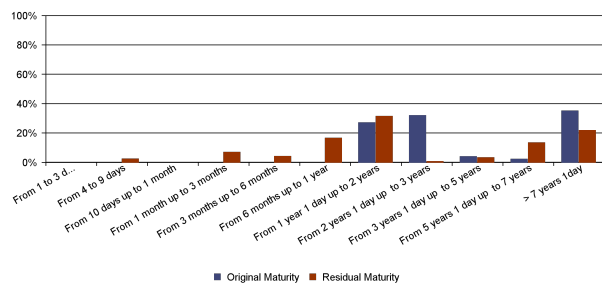
MEDIUM TERM NOTES

all currencies


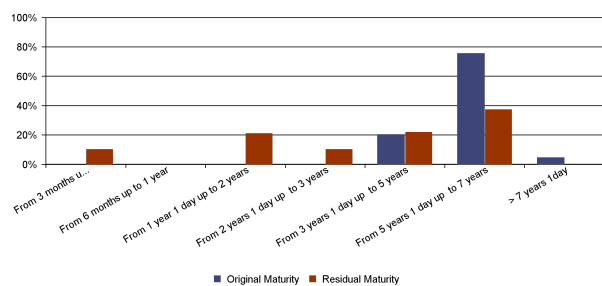
**Breakdown of outstanding amounts
by original maturity and residual maturity at 31/05/2020 (in %)**

**Breakdown of issues by original maturity
at 31/05/2020 (in %)**

Non financial issuers



Public issuers



MEDIUM TERM NOTES

III.1.4. Breakdown of outstanding amounts and issues by interest rate category (by issuers category)

| | Financial banking issuers | Others financial issuers | | Non financial issuers | Public issuers |
|------------------------|---------------------------|---|---------------------------------|-----------------------|----------------|
| | | Excluding asset backed securities issuers | Asset backed securities issuers | | |
| Fixed | 6,1% | 0,0% | 0,0% | 100,0% | 100,0% |
| Structured | 15,8% | 0,0% | 0,0% | 0,0% | 0,0% |
| Variable or adjustable | 78,1% | 0,0% | 0,0% | 0,0% | 0,0% |
| All maturities | 100,0% | 0,0% | 0,0% | 100,0% | 100,0% |

MEDIUM TERM NOTES

III.2. List of issuers of Medium Term Notes at 31/05/2020 : outstanding amounts and transactions by issuers category and by geographical area

III.2.1 Bank issuers

- Residents

| Issuer | Issue currency | Outstanding amount in may 2020 | Issue amount in may 2020 | Matured Debt in may 2020 | Outstanding amount in april 2020 | <i>amounts in millions, maturity in number of days</i> | | |
|------------------------------------|----------------|---|--------------------------|--------------------------|----------------------------------|--|---|-------------------------------------|
| | | | | | | Average original maturity of outstanding amount | Average residual maturity of outstanding amount | Average original maturity of issues |
| ALLIANZ BANQUE | EUR | 177,5 | 0,0 | -5,0 | 182,5 | 1 212 | 598 | 0 |
| AUXIFIP | EUR | 40,0 | 0,0 | 0,0 | 40,0 | 731 | 617 | 0 |
| AXA BANQUE | EUR | 2 018,7 | 0,0 | -5,0 | 2 023,7 | 2 304 | 830 | 0 |
| BANQUE CIC NORD OUEST | EUR | 28,7 | 0,8 | 0,0 | 28,0 | 2 432 | 1 625 | 1 484 |
| BANQUE CIC OUEST | EUR | 3,7 | 0,0 | 0,0 | 3,7 | 5 308 | 966 | 0 |
| BANQUE CIC SUD OUEST | EUR | 24,0 | 0,0 | 0,0 | 24,0 | 2 920 | 770 | 0 |
| BANQUE EDEL S.N.C | EUR | 218,4 | 0,0 | -25,6 | 244,0 | 850 | 471 | 0 |
| BANQUE EUROPEENNE DU CREDIT MUTUEL | EUR | 13,0 | 0,0 | 0,0 | 13,0 | 3 170 | 1 908 | 0 |
| | | <i>of which secured medium term notes</i> | 13 | 0 | 0 | 13 | | |
| BANQUE FEDERATIVE DU CREDIT MUTUEL | EUR | 3 033,1 | 732,0 | 0,0 | 2 301,1 | 736 | 605 | 730 |
| | USD | 125,0 | 0,0 | 0,0 | 125,0 | 382 | 177 | 0 |
| | Equivalent_EUR | 3 145,37 | 732 | 0 | 2 416,05 | 723 | 589 | 281 |

MEDIUM TERM NOTES

III.2.1 Bank issuers

- Residents

amounts in millions, maturity in number of days

| Issuer | Issue currency | Outstanding amount in may 2020 | Issue amount in may 2020 | Matured Debt in may 2020 | Outstanding amount in april 2020 | Average original maturity of outstanding amount | Average residual maturity of outstanding amount | Average original maturity of issues |
|--|----------------|--------------------------------|--------------------------|--------------------------|----------------------------------|---|---|-------------------------------------|
| BANQUE PALATINE | EUR | 4,0 | 0,0 | 0,0 | 4,0 | 4 123 | 1 476 | 0 |
| BANQUE POPULAIRE ALSACE LORRAINE CHAMPAGNE | EUR | 114,4 | 0,0 | 0,0 | 114,4 | 3 957 | 1 053 | 0 |
| BANQUE POPULAIRE AQUITAINE CENTRE ATLANTIQUE | EUR | 66,0 | 0,0 | 0,0 | 66,0 | 2 573 | 868 | 0 |
| BANQUE POPULAIRE AUVERGNE RHONE ALPES | EUR | 10,5 | 0,0 | 0,0 | 10,5 | 2 108 | 1 186 | 0 |
| BANQUE POPULAIRE BOURGOGNE FRANCHE-COMTE | EUR | 72,7 | 0,0 | 0,0 | 72,7 | 4 254 | 547 | 0 |
| BANQUE POPULAIRE DU SUD | EUR | 4,3 | 0,0 | 0,0 | 4,3 | 4 227 | 2 390 | 0 |
| BANQUE POPULAIRE GRAND OUEST | EUR | 161,1 | 0,0 | -2,2 | 163,2 | 1 142 | 723 | 0 |
| BANQUE POPULAIRE MEDITERRANEE | EUR | 100,0 | 0,0 | 0,0 | 100,0 | 1 596 | 311 | 0 |
| BANQUE POPULAIRE RIVES DE PARIS | EUR | 55,4 | 0,0 | 0,0 | 55,4 | 5 064 | 152 | 0 |
| BANQUE POPULAIRE VAL DE FRANCE | EUR | 289,2 | 4,0 | -1,4 | 287,6 | 2 672 | 944 | 1 826 |
| BANQUE TRANSATLANTIQUE | EUR | 1,0 | 0,0 | 0,0 | 1,0 | 3 651 | 257 | 0 |

MEDIUM TERM NOTES

III.2.1 Bank issuers

- Residents

amounts in millions, maturity in number of days

| Issuer | Issue currency | Outstanding amount in may 2020 | Issue amount in may 2020 | Matured Debt in may 2020 | Outstanding amount in april 2020 | Average original maturity of outstanding amount | Average residual maturity of outstanding amount | Average original maturity of issues |
|--|----------------|--------------------------------|--------------------------|--------------------------|----------------------------------|---|---|-------------------------------------|
| BNP PARIBAS | EUR | 759,7 | 22,2 | -4,2 | 741,7 | 3 498 | 1 122 | 815 |
| | USD | 28,9 | 0,0 | 0,0 | 28,9 | 1 087 | 394 | 0 |
| | Equivalent_EUR | 785,63 | 22,2 | -4,2 | 768,25 | 3 418 | 1 098 | 8 071 |
| BPCE | EUR | 393,4 | 0,0 | 0,0 | 393,4 | 3 257 | 242 | 0 |
| BPIFRANCE FINANCEMENT | EUR | 199,0 | 0,0 | 0,0 | 199,0 | 1 788 | 653 | 0 |
| | USD | 335,0 | 0,0 | 0,0 | 335,0 | 731 | 127 | 0 |
| | Equivalent_EUR | 499,83 | 0 | 0 | 507,02 | 1 152 | 336 | |
| BRED-BANQUE POPULAIRE | EUR | 99,5 | 0,0 | -4,0 | 103,4 | 1 450 | 515 | 0 |
| BTP BANQUE | EUR | 10,3 | 0,0 | 0,0 | 10,3 | 1 827 | 66 | 0 |
| CA CONSUMER FINANCE | EUR | 1 347,0 | 0,0 | -90,0 | 1 437,0 | 879 | 273 | 0 |
| CAISSE CENTRALE DU CREDIT IMMOBILIER DE FRANCE - 3CIF | EUR | 50,0 | 0,0 | 0,0 | 50,0 | 7 305 | 1 435 | 0 |
| CAISSE D'EPARGNE ET DE PREVOYANCE DE BOURGOGNE FRANCHE-COMTE | EUR | 11,8 | 0,0 | 0,0 | 11,8 | 731 | 429 | 0 |
| CAISSE D'EPARGNE ET DE PREVOYANCE DE MIDI-PYRENEES | EUR | 150,0 | 0,0 | 0,0 | 150,0 | 1 096 | 631 | 0 |

MEDIUM TERM NOTES

III.2.1 Bank issuers

- Residents

amounts in millions, maturity in number of days

| Issuer | Issue currency | Outstanding amount in may 2020 | Issue amount in may 2020 | Matured Debt in may 2020 | Outstanding amount in april 2020 | Average original maturity of outstanding amount | Average residual maturity of outstanding amount | Average original maturity of issues |
|---|----------------|--------------------------------|--------------------------|--------------------------|----------------------------------|---|---|-------------------------------------|
| CAISSE D'EPARGNE ET DE PREVOYANCE HAUTS DE FRANCE | EUR | 0,0 | 0,0 | 0,0 | 0,0 | | | 0 |
| CAISSE D'EPARGNE ET DE PREVOYANCE LOIRE-CENTRE | EUR | 0,5 | 0,0 | 0,0 | 0,5 | 1 826 | 695 | 0 |
| CAISSE DES DEPOTS ET CONSIGNATIONS | EUR | 583,8 | 0,0 | 0,0 | 583,8 | 7 754 | 6 330 | 0 |
| | USD | 20,0 | 0,0 | 0,0 | 20,0 | 10 957 | 9 762 | 0 |
| | Equivalent_EUR | 601,74 | 0 | 0 | 602,17 | 7 850 | 6 433 | |
| CAISSE FEDERALE DU CREDIT MUTUEL MAINE-ANJOU ET BASSE-NORMANDIE | EUR | 530,2 | 0,0 | 0,0 | 530,2 | 1 644 | 1 098 | 0 |
| CAISSE FEDERALE DU CREDIT MUTUEL NORD EUROPE | EUR | 204,0 | 0,0 | 0,0 | 204,0 | 3 515 | 257 | 0 |
| CAISSE FEDERALE DU CREDIT MUTUEL OCEAN | EUR | 625,9 | 0,2 | -0,5 | 626,2 | 1 421 | 1 023 | 1 096 |
| CAISSE REGIONALE DE CREDIT AGRICOLE MUTUEL ALSACE VOSGES | EUR | 51,5 | 0,0 | 0,0 | 51,5 | 2 637 | 1 195 | 0 |
| <i>of which subordinated medium term notes</i> | | 41,66 | 0 | 0 | 41,66 | | | |
| CAISSE REGIONALE DE CREDIT AGRICOLE MUTUEL ATLANTIQUE VENDEE | EUR | 393,4 | 0,0 | -20,0 | 413,4 | 9 879 | 7 583 | 0 |
| <i>of which subordinated medium term notes</i> | | 0 | 0 | 0 | | | | |
| CAISSE REGIONALE DE CREDIT AGRICOLE MUTUEL BRIE PICARDIE | EUR | 107,5 | 0,0 | 0,0 | 107,5 | 1 550 | 629 | 0 |
| CAISSE REGIONALE DE CREDIT AGRICOLE MUTUEL CENTRE-EST | EUR | 333,8 | 0,0 | 0,0 | 333,8 | 5 673 | 732 | 0 |

MEDIUM TERM NOTES

III.2.1 Bank issuers

- Residents

amounts in millions, maturity in number of days

| Issuer | Issue currency | Outstanding amount in may 2020 | Issue amount in may 2020 | Matured Debt in may 2020 | Outstanding amount in april 2020 | Average original maturity of outstanding amount | Average residual maturity of outstanding amount | Average original maturity of issues |
|--|----------------|--------------------------------|--------------------------|--------------------------|----------------------------------|---|---|-------------------------------------|
| CAISSE REGIONALE DE CREDIT AGRICOLE MUTUEL CENTRE LOIRE | EUR | 268,9 | 0,0 | 0,0 | 268,9 | 1 883 | 1 656 | 0 |
| CAISSE REGIONALE DE CREDIT AGRICOLE MUTUEL CHARENTE MARITIME DEUX SEVRES | EUR | 82,4 | 0,0 | 0,0 | 82,4 | 1 866 | 541 | 0 |
| <i>of which subordinated medium term notes</i> | | 57,75 | 0 | 0 | 57,75 | | | |
| CAISSE REGIONALE DE CREDIT AGRICOLE MUTUEL CHARENTE PERIGORD | EUR | 91,4 | 0,0 | -5,2 | 96,5 | 1 939 | 328 | 0 |
| <i>of which subordinated medium term notes</i> | | 0,15 | 0 | -0,15 | 0,3 | | | |
| CAISSE REGIONALE DE CREDIT AGRICOLE MUTUEL D'ALPES-PROVENCE | EUR | 211,9 | 0,0 | 0,0 | 211,9 | 8 693 | 1 260 | 0 |
| CAISSE REGIONALE DE CREDIT AGRICOLE MUTUEL D'AQUITAINE | EUR | 393,7 | 0,0 | 0,0 | 393,7 | 3 599 | 933 | 0 |
| <i>of which subordinated medium term notes</i> | | 0 | 0 | 0 | | | | |
| CAISSE REGIONALE DE CREDIT AGRICOLE MUTUEL DE CENTRE FRANCE | EUR | 112,1 | 0,0 | 0,0 | 112,1 | 8 871 | 7 449 | 0 |
| <i>of which subordinated medium term notes</i> | | 64,17 | 0 | 0 | 64,17 | | | |
| CAISSE REGIONALE DE CREDIT AGRICOLE MUTUEL DE CHAMPAGNE-BOURGOGNE | EUR | 120,4 | 0,0 | 0,0 | 120,4 | 10 958 | 9 155 | 0 |
| <i>of which subordinated medium term notes</i> | | 120,36 | 0 | 0 | 120,36 | | | |
| CAISSE REGIONALE DE CREDIT AGRICOLE MUTUEL DE LA GUADELOUPE | EUR | 6,5 | 0,0 | 0,0 | 6,5 | 10 958 | 9 196 | 0 |
| <i>of which subordinated medium term notes</i> | | 6 | 0 | 0 | 6 | | | |
| CAISSE REGIONALE DE CREDIT AGRICOLE MUTUEL DE L'ANJOU ET DU MAINE | EUR | 475,4 | 0,0 | 0,0 | 475,4 | 5 897 | 4 877 | 0 |
| <i>of which subordinated medium term notes</i> | | 162,5 | 0 | 0 | 162,5 | | | |
| CAISSE REGIONALE DE CREDIT AGRICOLE MUTUEL DE LA TOURAINE ET DU POITOU | EUR | 284,6 | 127,7 | -124,3 | 281,2 | 2 046 | 1 646 | 1 965 |

MEDIUM TERM NOTES

III.2.1 Bank issuers

- Residents

amounts in millions, maturity in number of days

| Issuer | Issue currency | Outstanding amount in may 2020 | Issue amount in may 2020 | Matured Debt in may 2020 | Outstanding amount in april 2020 | Average original maturity of outstanding amount | Average residual maturity of outstanding amount | Average original maturity of issues |
|--|----------------|--------------------------------|--------------------------|--------------------------|----------------------------------|---|---|-------------------------------------|
| <i>of which subordinated medium term notes</i> | | 19,27 | 0 | -124,27 | 143,54 | | | |
| CAISSE REGIONALE DE CREDIT AGRICOLE MUTUEL DE NORMANDIE | EUR | 552,7 | 0,0 | 0,0 | 552,7 | 5 792 | 1 958 | 0 |
| CAISSE REGIONALE DE CREDIT AGRICOLE MUTUEL DE PARIS ET D'ILE DE FRANCE | EUR | 184,9 | 0,0 | 0,0 | 184,9 | 3 251 | 223 | 0 |
| <i>of which subordinated medium term notes</i> | | 115,16 | 0 | 0 | 115,16 | | | |
| CAISSE REGIONALE DE CREDIT AGRICOLE MUTUEL DES COTES-D'ARMOR | EUR | 364,9 | 0,0 | 0,0 | 364,9 | 5 233 | 1 681 | 0 |
| <i>of which subordinated medium term notes</i> | | 0 | 0 | 0 | | | | |
| CAISSE REGIONALE DE CREDIT AGRICOLE MUTUEL DES SAVOIE | EUR | 276,4 | 0,0 | 0,0 | 276,4 | 5 493 | 3 946 | 0 |
| <i>of which subordinated medium term notes</i> | | 197,51 | 0 | 0 | 197,51 | | | |
| CAISSE REGIONALE DE CREDIT AGRICOLE MUTUEL D'ILLE ET VILAINE | EUR | 49,6 | 0,0 | 0,0 | 49,6 | 1 346 | 641 | 0 |
| CAISSE REGIONALE DE CREDIT AGRICOLE MUTUEL DU FINISTERE | EUR | 153,7 | 0,0 | 0,0 | 153,7 | 9 909 | 8 258 | 0 |
| <i>of which subordinated medium term notes</i> | | 0 | 0 | 0 | | | | |
| CAISSE REGIONALE DE CREDIT AGRICOLE MUTUEL DU LANGUEDOC | EUR | 143,9 | 0,0 | 0,0 | 143,9 | 9 952 | 9 146 | 0 |
| <i>of which subordinated medium term notes</i> | | 56,11 | 0 | 0 | 56,11 | | | |
| CAISSE REGIONALE DE CREDIT AGRICOLE MUTUEL DU MORBIHAN | EUR | 210,0 | 0,0 | 0,0 | 210,0 | 5 479 | 425 | 0 |
| CAISSE REGIONALE DE CREDIT AGRICOLE MUTUEL DU NORD EST | EUR | 521,9 | 0,0 | 0,0 | 521,9 | 3 406 | 434 | 0 |
| <i>of which subordinated medium term notes</i> | | 193 | 0 | 0 | 193 | | | |
| CAISSE REGIONALE DE CREDIT AGRICOLE MUTUEL FRANCHE-COMTE | EUR | 0,0 | 0,0 | 0,0 | 0,0 | | | 0 |

MEDIUM TERM NOTES

III.2.1 Bank issuers

- Residents

amounts in millions, maturity in number of days

| Issuer | Issue currency | Outstanding amount in may 2020 | Issue amount in may 2020 | Matured Debt in may 2020 | Outstanding amount in april 2020 | Average original maturity of outstanding amount | Average residual maturity of outstanding amount | Average original maturity of issues |
|---|----------------|--------------------------------|--------------------------|--------------------------|----------------------------------|---|---|-------------------------------------|
| CAISSE REGIONALE DE CREDIT AGRICOLE MUTUEL NORD DE FRANCE | EUR | 1 099,4 | 0,0 | 0,0 | 1 099,4 | 4 555 | 753 | 0 |
| <i>of which subordinated medium term notes</i> | | <i>156,32</i> | <i>0</i> | <i>0</i> | <i>156,32</i> | | | |
| CAISSE REGIONALE DE CREDIT AGRICOLE MUTUEL NORD MIDI PYRENEES | EUR | 77,9 | 0,0 | 0,0 | 77,9 | 10 958 | 9 149 | 0 |
| <i>of which subordinated medium term notes</i> | | <i>77,93</i> | <i>0</i> | <i>0</i> | <i>77,93</i> | | | |
| CAISSE REGIONALE DE CREDIT AGRICOLE MUTUEL NORMANDIE-SEINE | EUR | 250,0 | 0,0 | 0,0 | 250,0 | 695 | 522 | 0 |
| CAISSE REGIONALE DE CREDIT AGRICOLE MUTUEL PROVENCE COTE D'AZUR | EUR | 3,8 | 0,0 | 0,0 | 3,8 | 21 744 | 1 170 | 0 |
| CAISSE REGIONALE DE CREDIT AGRICOLE MUTUEL PYRENEES-GASCOGNE | EUR | 180,0 | 0,0 | 0,0 | 180,0 | 3 075 | 673 | 0 |
| CAISSE REGIONALE DE CREDIT AGRICOLE MUTUEL SUD-MEDITERRANEE | EUR | 162,3 | 0,0 | 0,0 | 162,3 | 5 896 | 1 639 | 0 |
| CAISSE REGIONALE DE CREDIT AGRICOLE MUTUEL SUD-RHONE-ALPES | EUR | 231,0 | 0,0 | 0,0 | 231,0 | 4 756 | 3 360 | 0 |
| <i>of which subordinated medium term notes</i> | | | <i>0</i> | <i>0</i> | <i>0</i> | | | |
| CAISSE REGIONALE DE CREDIT AGRICOLE MUTUEL TOULOUSE 31 | EUR | 156,7 | 0,0 | -4,4 | 161,1 | 1 839 | 1 148 | 0 |
| CARREFOUR BANQUE | EUR | 588,0 | 0,0 | 0,0 | 588,0 | 696 | 256 | 0 |
| COMPAGNIE DE FINANCEMENT FONCIER | EUR | 0,0 | 0,0 | 0,0 | 0,0 | | | 0 |

MEDIUM TERM NOTES

III.2.1 Bank issuers

- Residents

amounts in millions, maturity in number of days

| Issuer | Issue currency | Outstanding amount in may 2020 | Issue amount in may 2020 | Matured Debt in may 2020 | Outstanding amount in april 2020 | Average original maturity of outstanding amount | Average residual maturity of outstanding amount | Average original maturity of issues |
|---|----------------|--------------------------------|--------------------------|--------------------------|----------------------------------|---|---|-------------------------------------|
| CREDIT AGRICOLE CORPORATE AND INVESTMENT BANK | EUR | 551,0 | 0,0 | 0,0 | 551,0 | 4 638 | 1 416 | 0 |
| CREDIT AGRICOLE LEASING & FACTORING SA | EUR | 120,0 | 0,0 | 0,0 | 120,0 | 998 | 307 | 0 |
| CREDIT AGRICOLE S.A. | EUR | 30,0 | 0,0 | 0,0 | 30,0 | 10 958 | 4 411 | 0 |
| CREDIT COOPERATIF | EUR | 307,2 | 0,0 | -14,9 | 323,1 | 3 939 | 553 | 0 |
| CREDIT DU NORD | EUR | 2 382,3 | 52,0 | -78,2 | 2 408,5 | 1 946 | 440 | 774 |
| CREDIT INDUSTRIEL ET COMMERCIAL | EUR | 27,2 | 0,0 | 0,0 | 27,2 | 1 991 | 613 | 0 |
| CREDIT LYONNAIS | EUR | 1 976,8 | 5,0 | 0,0 | 1 971,8 | 1 184 | 527 | 4 383 |
| CREDIT MUNICIPAL DE PARIS | EUR | 10,0 | 0,0 | 0,0 | 10,0 | 3 652 | 1 296 | 0 |
| CREDIT MUTUEL ARKEA | EUR | 113,0 | 0,8 | 0,0 | 112,3 | 4 706 | 2 829 | 3 655 |
| EDMOND DE ROTHSCHILD (FRANCE) | EUR | 85,0 | 0,0 | -5,0 | 90,0 | 822 | 650 | 0 |

MEDIUM TERM NOTES

III.2.1 Bank issuers

- Residents

amounts in millions, maturity in number of days

| Issuer | Issue currency | Outstanding amount in may 2020 | Issue amount in may 2020 | Matured Debt in may 2020 | Outstanding amount in april 2020 | Average original maturity of outstanding amount | Average residual maturity of outstanding amount | Average original maturity of issues |
|---------------------|----------------|--------------------------------|--------------------------|--------------------------|----------------------------------|---|---|-------------------------------------|
| FINAMUR | EUR | 40,0 | 0,0 | 0,0 | 40,0 | 731 | 617 | 0 |
| FRANFINANCE | EUR | 130,0 | 0,0 | 0,0 | 130,0 | 618 | 356 | 0 |
| HSBC FRANCE | EUR | 80,0 | 0,0 | 0,0 | 80,0 | 8 789 | 3 355 | 0 |
| LA BANQUE POSTALE | EUR | 1,4 | 0,4 | 0,0 | 1,0 | 1 305 | 1 017 | 1 826 |
| | USD | 15,0 | 0,0 | 0,0 | 15,0 | 732 | 351 | 0 |
| | Equivalent_EUR | 14,87 | 0,4 | 0 | 14,79 | 786 | 414 | 199 390 |
| LIXXBAIL | EUR | 40,0 | 0,0 | 0,0 | 40,0 | 731 | 617 | 0 |
| LYONNAISE DE BANQUE | EUR | 0,4 | 0,0 | 0,0 | 0,4 | 1 095 | 257 | 0 |
| NATIXIS | EUR | 568,2 | 0,0 | 0,0 | 569,7 | 3 704 | 1 784 | 0 |
| ONEY BANK | EUR | 166,0 | 0,0 | 0,0 | 166,0 | 1 289 | 86 | 0 |
| ORANGE BANK | EUR | 336,5 | 0,0 | -2,0 | 338,5 | 844 | 284 | 0 |
| PSA BANQUE FRANCE | EUR | 513,0 | 100,0 | -5,0 | 418,0 | 714 | 327 | 394 |

MEDIUM TERM NOTES

III.2.1 Bank issuers

- Residents

amounts in millions, maturity in number of days

| Issuer | Issue currency | Outstanding amount in may 2020 | Issue amount in may 2020 | Matured Debt in may 2020 | Outstanding amount in april 2020 | Average original maturity of outstanding amount | Average residual maturity of outstanding amount | Average original maturity of issues |
|---|--|--------------------------------|--------------------------|--------------------------|----------------------------------|---|---|-------------------------------------|
| RCI BANQUE SA | EUR | 220,0 | 0,0 | 0,0 | 220,0 | 631 | 406 | 0 |
| SOCIETE GENERALE | EUR | 13 369,2 | 500,0 | -45,0 | 13 414,2 | 1 789 | 923 | 457 |
| SOCRAM BANQUE | EUR | 135,0 | 0,0 | 0,0 | 135,0 | 665 | 291 | 0 |
| UNIFERGIE - Union pour le Financement des Economies d'Energie | EUR | 40,0 | 0,0 | 0,0 | 40,0 | 731 | 617 | 0 |
| Total Residents | Equivalent_EUR | 41 253,2 | 1 544,9 | -441,7 | 40 664,6 | 2 473 | 1 149 | 741 |
| | <i>of which secured medium term notes</i> | <i>13,0</i> | <i>0,0</i> | <i>0,0</i> | <i>13,0</i> | | | |
| | <i>of which subordinated medium term notes</i> | <i>1 187,0</i> | <i>0,0</i> | <i>0,0</i> | <i>1 187,0</i> | | | |

- Non residents located outside the Euro area

amounts in millions, maturity in number of days

| Issuer | Issue currency | Outstanding amount in may 2020 | Issue amount in may 2020 | Matured Debt in may 2020 | Outstanding amount in april 2020 | Average original maturity of outstanding amount | Average residual maturity of outstanding amount | Average original maturity of issues |
|--|---|--------------------------------|--------------------------|--------------------------|----------------------------------|---|---|-------------------------------------|
| BANK OF CHINA LIMITED Paris Branch | USD | 15,0 | 0,0 | 0,0 | 15,0 | 1 826 | 799 | 0 |
| | Equivalent_EUR | 13,47 | 0 | 0 | 13,79 | 1 826 | 799 | |
| BANQUE CALEDONNIENNE D INVESTISSEMENT | EUR | 176,8 | 0,0 | -26,8 | 203,6 | 1 187 | 777 | 0 |
| | <i>of which secured medium term notes</i> | <i>70</i> | <i>0</i> | <i>0</i> | <i>70</i> | | | |
| Total Non residents located outside the Euro area | Equivalent_EUR | 190,3 | 0,0 | -26,8 | 217,4 | 1 233 | 779 | |
| | <i>of which secured medium term notes</i> | <i>70,0</i> | <i>0,0</i> | <i>- 26,8</i> | <i>70,0</i> | | | |

MEDIUM TERM NOTES

III.2.2 Others financial issuers excluding asset backed securities issuers

- Residents

amounts in millions, maturity in number of days

| Issuer | Issue currency | Outstanding amount in may 2020 | Issue amount in may 2020 | Matured Debt in may 2020 | Outstanding amount in april 2020 | Average original maturity of outstanding amount | Average residual maturity of outstanding amount | Average original maturity of issues |
|------------------------|-----------------------|--------------------------------|--------------------------|--------------------------|----------------------------------|---|---|-------------------------------------|
| EXANE | USD | 0,0 | 0,0 | 0,0 | 0,0 | | | |
| | Equivalent_EUR | 0 | 0 | 0 | | | | |
| Total Residents | Equivalent_EUR | 0,0 | 0,0 | 0,0 | 0,0 | | | |

MEDIUM TERM NOTES

III.2.3 Others financial issuers

- Residents

amounts in millions, maturity in number of days

| Issuer | Issue currency | Outstanding amount in may 2020 | Issue amount in may 2020 | Matured Debt in may 2020 | Outstanding amount in april 2020 | Average original maturity of outstanding amount | Average residual maturity of outstanding amount | Average original maturity of issues |
|------------------------|-----------------------|--------------------------------|--------------------------|--------------------------|----------------------------------|---|---|-------------------------------------|
| NATIXIS LOAN FUNDING | EUR | 380,1 | 0,0 | 0,0 | 380,1 | 1 936 | 388 | 0 |
| Total Residents | Equivalent_EUR | 380,1 | 0,0 | 0,0 | 380,1 | 1 936 | 388 | 0 |

MEDIUM TERM NOTES

III.2.4 Non financial issuers

- Residents

amounts in millions, maturity in number of days

| Issuer | Issue currency | Outstanding amount in may 2020 | Issue amount in may 2020 | Matured Debt in may 2020 | Outstanding amount in april 2020 | Average original maturity of outstanding amount | Average residual maturity of outstanding amount | Average original maturity of issues |
|---|-----------------------|--------------------------------|--------------------------|--------------------------|----------------------------------|---|---|-------------------------------------|
| ALTAREA | EUR | 64,0 | 0,0 | 0,0 | 64,0 | 366 | 311 | 0 |
| ALTAREIT | EUR | 85,0 | 0,0 | 0,0 | 85,0 | 666 | 460 | 0 |
| ATOS SE | EUR | 130,0 | 0,0 | 0,0 | 130,0 | 1 433 | 840 | 0 |
| BEL | EUR | 50,0 | 0,0 | 0,0 | 50,0 | 1 417 | 852 | 0 |
| CDC HABITAT | EUR | 400,0 | 85,0 | 0,0 | 315,0 | 4 798 | 4 512 | 6 059 |
| COVIVIO | EUR | 47,0 | 0,0 | -223,0 | 270,0 | 368 | 143 | 0 |
| CREDIT AGRICOLE CIB FINANCIAL SOLUTIONS | EUR | 165,0 | 0,0 | 0,0 | 165,0 | 2 983 | 2 530 | 0 |
| EIFFAGE | EUR | 449,3 | 0,0 | 0,0 | 449,3 | 721 | 434 | 0 |
| LAGARDERE SCA | EUR | 64,0 | 0,0 | 0,0 | 64,0 | 731 | 387 | 0 |
| SAFRAN | EUR | 95,0 | 0,0 | 0,0 | 95,0 | 733 | 57 | 0 |
| SEB S.A. | EUR | 241,5 | 0,0 | 0,0 | 241,5 | 1 427 | 971 | 0 |
| SOPRA STERIA GROUP | EUR | 104,0 | 0,0 | 0,0 | 104,0 | 991 | 647 | 0 |
| UNIBAIL- RODAMCO-WESTFIELD SE | EUR | 0,0 | 0,0 | -150,0 | 150,0 | | | 0 |
| Total Residents | Equivalent_EUR | 1 894,8 | 85,0 | -373,0 | 2 182,8 | 1 928 | 1 566 | 6 059 |

MEDIUM TERM NOTES

III.2.5 Public issuers

- Residents

amounts in millions, maturity in number of days

| Issuer | Issue currency | Outstanding amount in may 2020 | Issue amount in may 2020 | Matured Debt in may 2020 | Outstanding amount in april 2020 | Average original maturity of outstanding amount | Average residual maturity of outstanding amount | Average original maturity of issues |
|--|-----------------------|--------------------------------|--------------------------|--------------------------|----------------------------------|---|---|-------------------------------------|
| CAISSE D'AMORTISSEMENT DE LA DETTE SOCIALE | EUR | 264,0 | 0,0 | 0,0 | 264,0 | 4 929 | 1 984 | 0 |
| UNEDIC | EUR | 5 700,0 | 2 000,0 | 0,0 | 3 700,0 | 2 095 | 1 458 | 2 375 |
| Total Residents | Equivalent_EUR | 5 964,0 | 2 000,0 | 0,0 | 3 964,0 | 2 220 | 1 482 | 2 375 |