

MEDIUM TERM NOTES

III. Medium Term Notes in october 2019

III.1. Overview

- III.1.1. Breakdown of outstanding amounts and issues by issue's currency (by issuers category)
- III.1.2. Breakdown of outstanding amounts and issues by rating (by issuers category)
- III.1.3. Breakdown of outstanding amounts and issues by maturity (by issuers category)
- III.1.4. Breakdown of outstanding amounts and issues by interest rate category (by issuers category)

III.2. List of issuers of Medium Term Notes at 31/10/2019 : outstanding amounts and transactions by issuers category and by geographical area

MEDIUM TERM NOTES

III.1. Overview

III.1.1. Breakdown of outstanding amounts and issues by issue's currency (by issuers category)

millions of units

	Outstanding amount in october 2019	Issue amount in october 2019	Matured Debt in october 2019	Outstanding amount in september 2019	Number of issuers in october 2019
Bank issuers					
EUR	43 540,7	2 040,0	- 1 273,8	43 427,8	15
USD	456,4	0,0	0,0	456,4	0
EUR Equivalent	43 949,9	2 040,0	- 1 273,8	43 847,0	
<i>of which secured Medium Term Notes</i>	<i>70,0</i>	<i>0,0</i>	<i>0,0</i>	<i>70,0</i>	
Others financial issuers					
Excluding asset backed securities issuers					
USD	0,0	0,0	0,0	0,0	0
EUR Equivalent	0,0	0,0	0,0	0,0	
Asset backed securities issuers					
EUR	380,1	0,0	0,0	380,1	0
EUR Equivalent	380,1	0,0	0,0	380,1	
Total financial issuers (a)	44 330,0	2 040,0	- 1 273,8	44 227,1	

MEDIUM TERM NOTES

III.1.1 Breakdown of outstanding amounts and issues by issue's currency (by issuers category) - next

millions of units

	Outstanding amount in october 2019	Issue amount in october 2019	Matured Debt in october 2019	Outstanding amount in september 2019	Number of issuers in october 2019
Non financial issuers					
EUR	1 919,3	63,0	- 47,0	1 903,3	2
EUR Equivalent	1 919,3	63,0	- 47,0	1 903,3	
Public issuers					
EUR	5 214,0	600,0	0,0	4 614,0	1
EUR Equivalent	5 214,0	600,0	0,0	4 614,0	
Total non-financial and public issuers (b)	7 133,3	663,0	- 47,0	6 517,3	
Total medium-term market (a)+(b)	51 463,3	2 703,0	- 1 320,8	50 744,4	

MEDIUM TERM NOTES

III.1.2. Breakdown of outstanding amounts and issues by rating* (by issuers category)

millions of units

	Outstanding amount in october 2019	Issue amount in october 2019	Matured Debt in october 2019	Outstanding amount in september 2019	Number of issuers in october 2019
Bank issuers	43 949,9	2 040,0	- 1 273,8	43 847,0	15
Class 1	150,0	0,0	0,0	150,0	0
Class 2	1 496,1	0,0	- 5,0	1 508,8	0
Class 3	33 548,7	1 698,8	- 1 023,1	33 347,2	5
Class 4	2 024,4	230,0	- 100,0	2 044,4	2
Unrated	6 730,8	111,2	- 145,8	6 796,5	8
Others financial issuers					
Excluding asset backed securities issuers	0,0	0,0	0,0	0,0	0
Unrated	0,0	0,0	0,0	0,0	0
Asset backed securities issuers	380,1	0,0	0,0	380,1	0
Class 3	380,1	0,0	0,0	380,1	0
Total financial issuers (a)	44 330,0	2 040,0	- 1 273,8	44 227,1	15

* The rating classes are defined in the methodological note related to statistical reviews.

MEDIUM TERM NOTES

III.1.2. Breakdown of outstanding amounts and issues by rating* (by issuers category) - next

millions of units

	Outstanding amount in october 2019	Issue amount in october 2019	Matured Debt in october 2019	Outstanding amount in september 2019	Number of issuers in october 2019
Non financial issuers	1 919,3	63,0	- 47,0	1 903,3	2
Class 2	189,0	0,0	0,0	189,0	0
Class 3	222,0	0,0	0,0	222,0	0
Unrated	1 508,3	63,0	- 47,0	1 492,3	2
Public issuers	5 214,0	600,0	0,0	4 614,0	1
Class 2	4 950,0	600,0	0,0	4 350,0	1
Unrated	264,0	0,0	0,0	264,0	0
Total non-financial and public issuers (b)	7 133,3	663,0	- 47,0	6 517,3	3
Total medium-term market (a)+(b)	51 463,3	2 703,0	- 1 320,8	50 744,4	18

* The rating classes are defined in the methodological note related to statistical publications reviews.

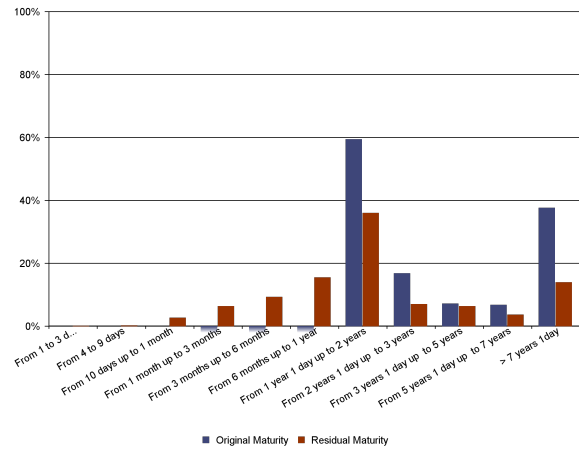
MEDIUM TERM NOTES

III.1.3. Breakdown of outstanding amounts and issues by maturity (by issuers category)

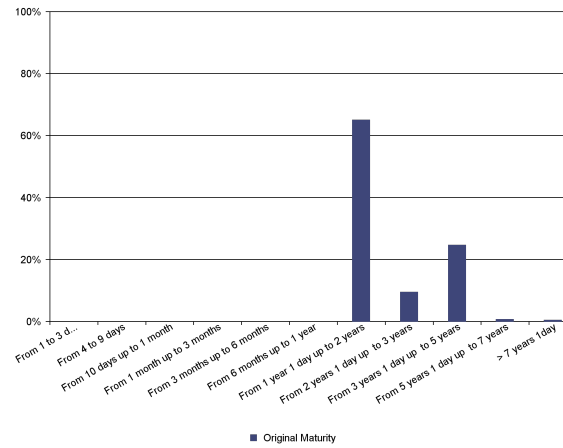
Bank issuers

all currencies

Breakdown of outstanding amounts
by original maturity and residual maturity at 31/10/2019 (in %)



Breakdown of issues by original maturity
at 31/10/2019 (in %)



MEDIUM TERM NOTES

all currencies

**Breakdown of outstanding amounts
by original maturity and residual maturity at 31/10/2019 (in %)**

**Breakdown of issues by original maturity
at 31/10/2019 (in %)**

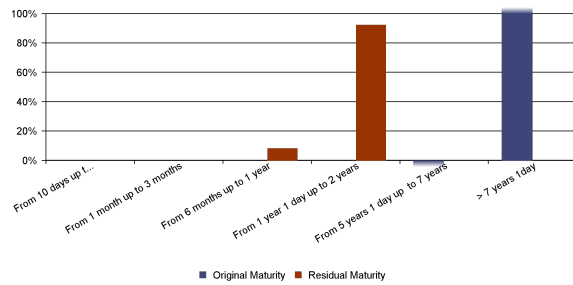
Excluding asset backed securities issuers

No issuer

No issue

Asset backed securities issuers

No issue



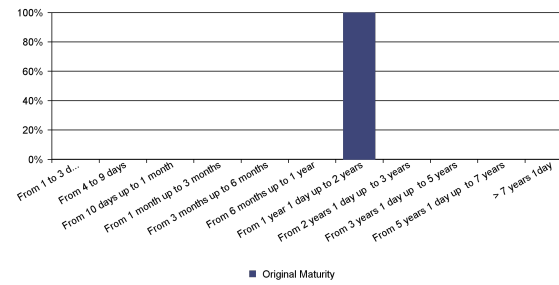
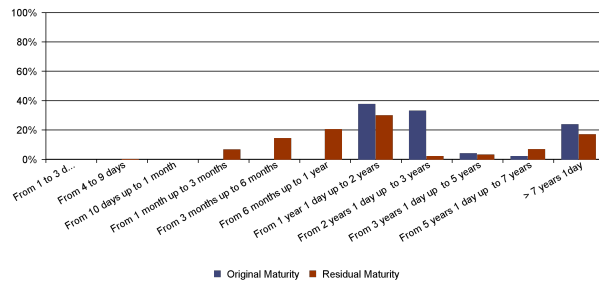
MEDIUM TERM NOTES

all currencies

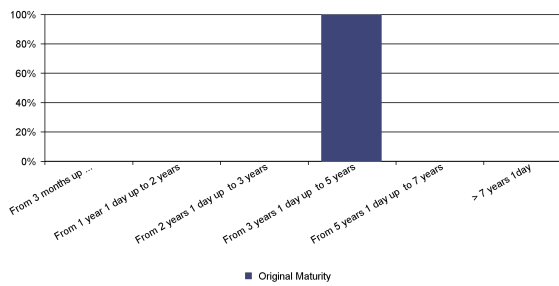
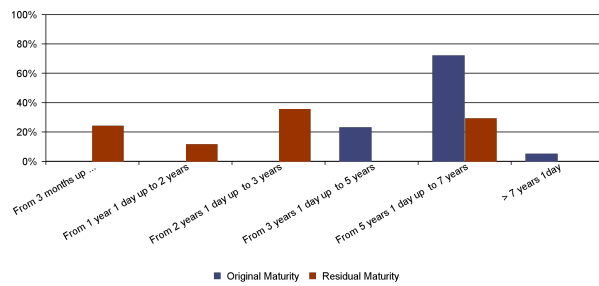
**Breakdown of outstanding amounts
by original maturity and residual maturity at 31/10/2019 (in %)**

**Breakdown of issues by original maturity
at 31/10/2019 (in %)**

Non financial issuers



Public issuers



MEDIUM TERM NOTES

III.1.4. Breakdown of outstanding amounts and issues by interest rate category (by issuers category)

	Financial banking issuers	Others financial issuers		Non financial issuers	Public issuers
		Excluding asset backed securities issuers	Asset backed securities issuers		
Fixed	50,8%	0,0%	0,0%	74,6%	100,0%
Structured	2,6%	0,0%	0,0%	0,0%	0,0%
Variable or adjustable	46,6%	0,0%	0,0%	25,4%	0,0%
All maturities	100,0%	0,0%	0,0%	100,0%	100,0%

MEDIUM TERM NOTES

III.2. List of issuers of Medium Term Notes at 31/10/2019 : outstanding amounts and transactions by issuers category and by geographical area

III.2.1 Bank issuers

- Residents

amounts in millions, maturity in number of days

Issuer	Issue currency	Outstanding amount in october 2019	Issue amount in october 2019	Matured Debt in october 2019	Outstanding amount in september 2019	Average original maturity of outstanding amount	Average residual maturity of outstanding amount	Average original maturity of issues
ALLIANZ BANQUE	EUR	183,5	0,0	-5,0	188,5	1 226	677	0
AUXIFIP	EUR	40,0	0,0	0,0	40,0	730	98	0
AXA BANQUE	EUR	2 204,4	20,0	-50,0	2 259,4	2 206	954	545
AXA BANQUE FINANCEMENT	EUR	1,0	0,0	0,0	1,0	730	14	0
BANQUE CIC NORD OUEST	EUR	32,0	0,0	0,0	32,0	2 419	1 602	0
BANQUE CIC OUEST	EUR	3,9	0,0	0,0	3,9	5 225	1 127	0
BANQUE CIC SUD OUEST	EUR	24,0	0,0	-13,0	36,9	2 998	983	0
BANQUE EDEL S.N.C	EUR	297,8	18,0	-13,5	293,3	751	363	571
BANQUE EUROPEENNE DU CREDIT MUTUEL	EUR	13,0	0,0	0,0	13,0	3 170	2 121	0
BANQUE FEDERATIVE DU CREDIT MUTUEL	EUR	795,6	0,0	0,0	795,6	793	324	0

MEDIUM TERM NOTES

III.2.1 Bank issuers

- Residents

amounts in millions, maturity in number of days

Issuer	Issue currency	Outstanding amount in october 2019	Issue amount in october 2019	Matured Debt in october 2019	Outstanding amount in september 2019	Average original maturity of outstanding amount	Average residual maturity of outstanding amount	Average original maturity of issues
	USD Equivalent_EUR	25,0 818,03	0,0 0	0,0 0	25,0 818,58	369 782	228 322	0
BANQUE PALATINE	EUR	4,2	0,0	0,0	4,2	3 949	1 593	0
BANQUE POPULAIRE ALSACE LORRAINE CHAMPAGNE	EUR	145,7	0,0	-20,2	165,9	4 065	1 176	0
BANQUE POPULAIRE AQUITAINE CENTRE ATLANTIQUE	EUR	66,0	0,0	0,0	66,0	2 573	1 081	0
BANQUE POPULAIRE AUVERGNE RHONE ALPES	EUR	41,2	0,0	-0,2	41,4	1 056	452	0
BANQUE POPULAIRE BOURGOGNE FRANCHE-COMTE	EUR	74,0	0,0	0,0	74,0	4 204	748	0
BANQUE POPULAIRE DU SUD	EUR	12,0	0,0	0,0	12,0	3 590	998	0
BANQUE POPULAIRE GRAND OUEST	EUR	65,4	0,0	-1,9	67,3	1 568	929	0
BANQUE POPULAIRE MEDITERRANEE	EUR	100,0	0,0	-5,0	105,0	1 596	523	0
BANQUE POPULAIRE RIVES DE PARIS	EUR	103,1	0,9	0,0	102,2	2 966	177	650
BANQUE POPULAIRE VAL DE FRANCE	EUR	370,7	21,2	-41,0	396,2	2 250	729	2 089

MEDIUM TERM NOTES

III.2.1 Bank issuers

- Residents

amounts in millions, maturity in number of days

Issuer	Issue currency	Outstanding amount in october 2019	Issue amount in october 2019	Matured Debt in october 2019	Outstanding amount in september 2019	Average original maturity of outstanding amount	Average residual maturity of outstanding amount	Average original maturity of issues
BANQUE TRANSATLANTIQUE	EUR	1,0	0,0	0,0	1,0	3 651	470	0
BNP PARIBAS	EUR	763,7	0,0	0,0	776,0	3 603	1 423	0
	USD	28,9	0,0	0,0	28,9	1 087	607	0
	Equivalent_EUR	789,58	0	0	802,54	3 520	1 396	
BPCE	EUR	439,0	0,0	-100,0	539,0	3 220	417	0
BPIFRANCE FINANCEMENT	EUR	399,0	0,0	0,0	399,0	1 258	471	0
	USD	335,0	0,0	0,0	335,0	731	340	0
	Equivalent_EUR	699,34	0	0	706,65	1 031	414	
BRED-BANQUE POPULAIRE	EUR	168,5	30,0	-30,0	168,5	900	421	368
	USD	2,5	0,0	0,0	2,5	1 095	88	0
	Equivalent_EUR	170,77	30	-30	170,83	902	416	13 334
BTP BANQUE	EUR	15,4	0,0	-0,5	15,8	2 197	220	0
CA CONSUMER FINANCE	EUR	1 857,0	0,0	0,0	1 857,0	895	399	0
CAISSE CENTRALE DU CREDIT IMMOBILIER DE FRANCE - 3CIF	EUR	50,0	0,0	0,0	50,0	7 305	1 648	0
CAISSE D'EPARGNE ET DE PREVOYANCE DE BOURGOGNE FRANCHE-COMTE	EUR	9,8	6,0	0,0	3,8	731	621	731

MEDIUM TERM NOTES

III.2.1 Bank issuers

- Residents

amounts in millions, maturity in number of days

Issuer	Issue currency	Outstanding amount in october 2019	Issue amount in october 2019	Matured Debt in october 2019	Outstanding amount in september 2019	Average original maturity of outstanding amount	Average residual maturity of outstanding amount	Average original maturity of issues
CAISSE D'EPARGNE ET DE PREVOYANCE DE MIDI-PYRENEES	EUR	150,0	0,0	0,0	150,0	1 096	844	0
CAISSE D'EPARGNE ET DE PREVOYANCE HAUTS DE FRANCE	EUR	0,0	0,0	0,0	0,0			0
CAISSE D'EPARGNE ET DE PREVOYANCE LOIRE-CENTRE	EUR	0,5	0,0	0,0	0,5	1 826	908	0
CAISSE DES DEPOTS ET CONSIGNATIONS	EUR	585,3	0,0	0,0	585,3	7 744	6 527	0
	USD	20,0	0,0	0,0	20,0	10 957	9 975	0
	Equivalent_EUR	603,21	0	0	603,65	7 839	6 630	
CAISSE FEDERALE DU CREDIT MUTUEL MAINE-ANJOU ET BASSE-NORMANDIE	EUR	550,2	235,0	-25,0	340,2	1 697	1 205	1 124
CAISSE FEDERALE DU CREDIT MUTUEL NORD EUROPE	EUR	321,0	0,0	-10,0	331,0	2 491	310	0
CAISSE FEDERALE DU CREDIT MUTUEL OCEAN	EUR	490,1	318,1	-20,5	192,5	1 528	1 188	1 036
CAISSE REGIONALE DE CREDIT AGRICOLE MUTUEL ALSACE VOSGES	EUR	51,5	0,0	0,0	51,5	2 637	1 408	0
		<i>of which subordinated medium term notes</i>	41,66	0	0	41,66		
CAISSE REGIONALE DE CREDIT AGRICOLE MUTUEL ATLANTIQUE VENDEE	EUR	523,6	0,0	-10,0	533,6	7 612	5 944	0
		<i>of which subordinated medium term notes</i>	0	0	0			
CAISSE REGIONALE DE CREDIT AGRICOLE MUTUEL BRIE PICARDIE	EUR	107,5	0,0	0,0	107,5	1 550	842	0

MEDIUM TERM NOTES

III.2.1 Bank issuers

- Residents

amounts in millions, maturity in number of days

Issuer	Issue currency	Outstanding amount in october 2019	Issue amount in october 2019	Matured Debt in october 2019	Outstanding amount in september 2019	Average original maturity of outstanding amount	Average residual maturity of outstanding amount	Average original maturity of issues
CAISSE REGIONALE DE CREDIT AGRICOLE MUTUEL CENTRE-EST	EUR	333,8	0,0	0,0	333,8	5 673	946	0
CAISSE REGIONALE DE CREDIT AGRICOLE MUTUEL CENTRE LOIRE	EUR	262,4	0,0	0,0	262,4	1 832	213	0
<i>of which subordinated medium term notes</i>		<i>242,52</i>	<i>0</i>	<i>0</i>	<i>242,52</i>			
CAISSE REGIONALE DE CREDIT AGRICOLE MUTUEL CHARENTE MARITIME DEUX SEVRES	EUR	77,7	0,0	0,0	77,7	1 858	678	0
<i>of which subordinated medium term notes</i>		<i>57,75</i>	<i>0</i>	<i>0</i>	<i>57,75</i>			
CAISSE REGIONALE DE CREDIT AGRICOLE MUTUEL CHARENTE PERIGORD	EUR	126,1	0,0	0,0	126,1	1 647	431	0
<i>of which subordinated medium term notes</i>		<i>0,3</i>	<i>0</i>	<i>0</i>	<i>0,3</i>			
CAISSE REGIONALE DE CREDIT AGRICOLE MUTUEL D'ALPES-PROVENCE	EUR	212,5	0,0	0,0	212,5	8 670	1 470	0
CAISSE REGIONALE DE CREDIT AGRICOLE MUTUEL D'AQUITAINE	EUR	351,1	0,0	-20,0	371,1	3 563	562	0
<i>of which subordinated medium term notes</i>		<i>34,05</i>	<i>0</i>	<i>0</i>	<i>34,05</i>			
CAISSE REGIONALE DE CREDIT AGRICOLE MUTUEL DE CENTRE FRANCE	EUR	112,8	0,0	-0,5	113,3	8 750	7 482	0
<i>of which subordinated medium term notes</i>		<i>64,17</i>	<i>0</i>	<i>0</i>	<i>64,17</i>			
CAISSE REGIONALE DE CREDIT AGRICOLE MUTUEL DE CHAMPAGNE-BOURGOGNE	EUR	120,4	0,0	0,0	120,4	10 958	9 368	0
<i>of which subordinated medium term notes</i>		<i>120,36</i>	<i>0</i>	<i>0</i>	<i>120,36</i>			
CAISSE REGIONALE DE CREDIT AGRICOLE MUTUEL DE LA GUADELOUPE	EUR	6,5	0,0	0,0	6,5	10 958	9 409	0
<i>of which subordinated medium term notes</i>		<i>6</i>	<i>0</i>	<i>0</i>	<i>6</i>			
CAISSE REGIONALE DE CREDIT AGRICOLE MUTUEL DE L'ANJOU ET DU MAINE	EUR	548,4	0,0	-30,0	578,7	5 207	4 429	0

MEDIUM TERM NOTES

III.2.1 Bank issuers

- Residents

<i>amounts in millions, maturity in number of days</i>								
Issuer	Issue currency	Outstanding amount in october 2019	Issue amount in october 2019	Matured Debt in october 2019	Outstanding amount in september 2019	Average original maturity of outstanding amount	Average residual maturity of outstanding amount	Average original maturity of issues
		<i>of which subordinated medium term notes</i>	162,5	0	0	162,5		
CAISSE REGIONALE DE CREDIT AGRICOLE MUTUEL DE NORMANDIE	EUR	580,7	0,0	0,0	580,7	5 725	2 069	0
CAISSE REGIONALE DE CREDIT AGRICOLE MUTUEL DE PARIS ET D'ILE DE FRANCE	EUR	184,9	0,0	0,0	184,9	3 325	435	0
		<i>of which subordinated medium term notes</i>	115,16	0	0	115,16		
CAISSE REGIONALE DE CREDIT AGRICOLE MUTUEL DES COTES-D'ARMOR	EUR	385,1	0,0	0,0	385,4	4 809	1 605	0
		<i>of which subordinated medium term notes</i>	0	0	0			
CAISSE REGIONALE DE CREDIT AGRICOLE MUTUEL DES SAVOIE	EUR	279,9	0,0	0,0	280,0	5 425	3 978	0
		<i>of which subordinated medium term notes</i>	197,93	0	0	198,08		
CAISSE REGIONALE DE CREDIT AGRICOLE MUTUEL DE TOURAINE ET DU POITOU	EUR	263,1	2,1	0,0	261,0	2 206	909	2 147
		<i>of which subordinated medium term notes</i>	143,54	0	0	143,54		
CAISSE REGIONALE DE CREDIT AGRICOLE MUTUEL D'ILLE ET VILAINE	EUR	124,9	0,0	0,0	124,9	944	414	0
CAISSE REGIONALE DE CREDIT AGRICOLE MUTUEL DU FINISTERE	EUR	146,7	0,0	0,0	146,7	9 735	8 200	0
		<i>of which subordinated medium term notes</i>	0	0	0			
CAISSE REGIONALE DE CREDIT AGRICOLE MUTUEL DU LANGUEDOC	EUR	60,4	0,0	0,0	60,4	10 580	9 083	0
		<i>of which subordinated medium term notes</i>	56,11	0	0	56,11		
CAISSE REGIONALE DE CREDIT AGRICOLE MUTUEL DU MORBIHAN	EUR	210,0	0,0	0,0	210,0	5 479	638	0
CAISSE REGIONALE DE CREDIT AGRICOLE MUTUEL DU NORD EST	EUR	521,9	0,0	0,0	521,9	3 406	647	0

MEDIUM TERM NOTES

III.2.1 Bank issuers

- Residents

amounts in millions, maturity in number of days

Issuer	Issue currency	Outstanding amount in october 2019	Issue amount in october 2019	Matured Debt in october 2019	Outstanding amount in september 2019	Average original maturity of outstanding amount	Average residual maturity of outstanding amount	Average original maturity of issues
<i>of which subordinated medium term notes</i>		193	0	0	193			
CAISSE REGIONALE DE CREDIT AGRICOLE MUTUEL FRANCHE-COMTE	EUR	10,0	0,0	0,0	10,0	3 667	59	0
CAISSE REGIONALE DE CREDIT AGRICOLE MUTUEL NORD DE FRANCE	EUR	1 269,1	0,0	0,0	1 269,1	4 441	769	0
<i>of which subordinated medium term notes</i>		236,32	0	0	236,32			
CAISSE REGIONALE DE CREDIT AGRICOLE MUTUEL NORD MIDI PYRENEES	EUR	77,9	0,0	0,0	77,9	10 958	9 362	0
<i>of which subordinated medium term notes</i>		77,93	0	0	77,93			
CAISSE REGIONALE DE CREDIT AGRICOLE MUTUEL NORMANDIE-SEINE	EUR	50,0	0,0	0,0	50,0	731	459	0
CAISSE REGIONALE DE CREDIT AGRICOLE MUTUEL PROVENCE COTE D'AZUR	EUR	4,2	0,0	0,0	4,2	19 463	1 298	0
CAISSE REGIONALE DE CREDIT AGRICOLE MUTUEL PYRENEES-GASCOGNE	EUR	220,0	0,0	0,0	220,0	2 649	755	0
CAISSE REGIONALE DE CREDIT AGRICOLE MUTUEL SUD-MEDITERRANEE	EUR	160,7	0,0	0,0	160,7	5 845	1 761	0
CAISSE REGIONALE DE CREDIT AGRICOLE MUTUEL SUD-RHONE-ALPES	EUR	212,4	0,0	0,0	212,4	5 456	3 461	0
<i>of which subordinated medium term notes</i>		0	0	0				
CAISSE REGIONALE DE CREDIT AGRICOLE MUTUEL TOULOUSE 31	EUR	196,3	0,0	0,0	196,3	1 556	1 132	0
CARREFOUR BANQUE	EUR	573,0	0,0	0,0	573,0	695	459	0

MEDIUM TERM NOTES

III.2.1 Bank issuers

- Residents

amounts in millions, maturity in number of days

Issuer	Issue currency	Outstanding amount in october 2019	Issue amount in october 2019	Matured Debt in october 2019	Outstanding amount in september 2019	Average original maturity of outstanding amount	Average residual maturity of outstanding amount	Average original maturity of issues
COMPAGNIE DE FINANCEMENT FONCIER	EUR	150,0	0,0	0,0	150,0	5 478	128	0
CREDIT AGRICOLE CORPORATE AND INVESTMENT BANK	EUR	1 064,0	0,0	-12,0	1 076,0	3 438	855	0
CREDIT AGRICOLE LEASING & FACTORING SA	EUR	250,5	0,0	0,0	277,0	801	323	0
CREDIT AGRICOLE S.A.	EUR	30,0	0,0	0,0	30,0	10 958	4 624	0
CREDIT COOPERATIF	EUR	428,6	0,0	-23,0	451,5	3 475	574	0
CREDIT DU NORD	EUR	2 995,1	0,0	-21,8	3 018,9	1 805	476	0
CREDIT FONCIER ET COMMUNAL D'ALSACE et de LORRAINE-BANQUE	EUR	30,0	0,0	0,0	30,0	3 653	166	0
CREDIT INDUSTRIEL ET COMMERCIAL	EUR	58,2	0,0	0,0	58,2	770	296	0
CREDIT LYONNAIS	EUR	2 705,5	0,0	-37,0	2 792,5	1 054	552	0
CREDIT MUNICIPAL DE PARIS	EUR	10,0	0,0	0,0	10,0	3 652	1 509	0

MEDIUM TERM NOTES

III.2.1 Bank issuers

- Residents

amounts in millions, maturity in number of days

Issuer	Issue currency	Outstanding amount in october 2019	Issue amount in october 2019	Matured Debt in october 2019	Outstanding amount in september 2019	Average original maturity of outstanding amount	Average residual maturity of outstanding amount	Average original maturity of issues
CREDIT MUTUEL ARKEA	EUR	80,3	1,5	-3,0	81,8	5 131	2 730	3 653
DEXIA CREDIT LOCAL	EUR	80,0	0,0	0,0	80,0	5 478	106	0
EDMOND DE ROTHSCHILD (FRANCE)	EUR	32,0	0,0	0,0	32,0	1 260	195	0
FINAMUR	EUR	40,0	0,0	0,0	40,0	730	98	0
FRANFINANCE	EUR	75,0	0,0	0,0	75,0	596	434	0
HSBC FRANCE	EUR	80,0	0,0	0,0	80,0	8 789	3 568	0
LA BANQUE POSTALE	EUR	1,0	0,0	0,0	1,0	1 096	914	0
	USD	15,0	0,0	0,0	15,0	732	564	0
	Equivalent_EUR	14,45	0	0	14,78	757	588	
LIXXBAIL	EUR	40,0	0,0	0,0	40,0	730	98	0
LYONNAISE DE BANQUE	EUR	0,4	0,0	0,0	0,4	1 095	470	0
NATIXIS	EUR	608,4	0,0	0,0	619,3	4 449	1 929	0

MEDIUM TERM NOTES

III.2.1 Bank issuers

- Residents

amounts in millions, maturity in number of days

Issuer	Issue currency	Outstanding amount in october 2019	Issue amount in october 2019	Matured Debt in october 2019	Outstanding amount in september 2019	Average original maturity of outstanding amount	Average residual maturity of outstanding amount	Average original maturity of issues
ONEY BANK	EUR	256,0	0,0	-100,0	506,0	1 093	241	0
ORANGE BANK	EUR	366,0	13,0	0,0	353,0	831	419	549
PSA BANQUE FRANCE	EUR	275,0	0,0	0,0	275,0	821	381	0
RCI BANQUE SA	EUR	220,0	220,0	0,0	0,0	631	619	631
ROTHSCHILD MARTIN MAUREL	EUR	1,5	0,0	0,0	1,5	1 095	105	0
SOCIETE GENERALE	EUR	14 530,1	1 114,2	-660,0	14 445,9	1 681	958	429
SOCRAM BANQUE	EUR	135,0	10,0	0,0	125,0	665	504	731
UNIFERGIE - Union pour le Financement des Economies d'Energie	EUR	40,0	0,0	0,0	40,0	730	98	0
Total Residents	Equivalent_EUR	43 707,4	2 010,0	-1 252,8	43 612,8	2 437	1 135	655
	<i>of which subordinated medium term notes</i>	<i>1 262,6</i>	<i>0,0</i>	<i>0,0</i>	<i>1 262,6</i>			

- Non residents located outside the Euro area

amounts in millions, maturity in number of days

MEDIUM TERM NOTES

III.2.1 Bank issuers

Issuer	Issue currency	Outstanding amount in october 2019	Issue amount in october 2019	Matured Debt in october 2019	Outstanding amount in september 2019	Average original maturity of outstanding amount	Average residual maturity of outstanding amount	Average original maturity of issues
BANK OF CHINA LIMITED Paris Branch	USD	15,0	0,0	0,0	15,0	1 826	1 012	0
	Equivalent_EUR	13,45	0	0	13,78	1 826	1 012	
BANQUE CALEDONIENNE D INVESTISSEMENT	EUR	215,6	30,0	-21,0	206,6	1 161	740	914
	USD	15,0	0,0	0,0	15,0	368	146	0
	Equivalent_EUR	229,04	30	-21	220,37	1 114	705	1 436
	<i>of which secured medium term notes</i>		70	0	0	70		
Total Non residents located outside the Euro area	Equivalent_EUR	242,5	30,0	-21,0	234,1	1 154	722	914
	<i>of which secured medium term notes</i>		70,0	30,0	- 21,0	70,0		

MEDIUM TERM NOTES

III.2.2 Others financial issuers excluding asset backed securities issuers

- Residents

amounts in millions, maturity in number of days

Issuer	Issue currency	Outstanding amount in october 2019	Issue amount in october 2019	Matured Debt in october 2019	Outstanding amount in september 2019	Average original maturity of outstanding amount	Average residual maturity of outstanding amount	Average original maturity of issues
EXANE	USD	0,0	0,0	0,0	0,0			
	Equivalent_EUR	0	0	0				
Total Residents	Equivalent_EUR	0,0	0,0	0,0	0,0			

MEDIUM TERM NOTES

III.2.3 Others financial issuers

- Residents

amounts in millions, maturity in number of days

Issuer	Issue currency	Outstanding amount in october 2019	Issue amount in october 2019	Matured Debt in october 2019	Outstanding amount in september 2019	Average original maturity of outstanding amount	Average residual maturity of outstanding amount	Average original maturity of issues
NATIXIS LOAN FUNDING	EUR	380,1	0,0	0,0	380,1	1 936	601	0
Total Residents	Equivalent_EUR	380,1	0,0	0,0	380,1	1 936	601	0

MEDIUM TERM NOTES

III.2.4 Non financial issuers

- Residents

amounts in millions, maturity in number of days

Issuer	Issue currency	Outstanding amount in october 2019	Issue amount in october 2019	Matured Debt in october 2019	Outstanding amount in september 2019	Average original maturity of outstanding amount	Average residual maturity of outstanding amount	Average original maturity of issues
ALTAREIT	EUR	30,0	0,0	0,0	30,0	730	581	0
ATOS SE	EUR	130,0	0,0	0,0	130,0	1 433	1 054	0
BEL	EUR	50,0	0,0	0,0	50,0	1 417	1 065	0
CDC HABITAT	EUR	189,0	0,0	0,0	189,0	3 830	3 539	0
COVIVIO	EUR	270,0	47,0	-47,0	270,0	368	221	368
CREDIT AGRICOLE CIB FINANCIAL SOLUTIONS	EUR	165,0	0,0	0,0	165,0	2 983	2 743	0
EIFPAGE	EUR	302,3	16,0	0,0	286,3	716	567	492
LAGARDERE SCA	EUR	67,5	0,0	0,0	67,5	731	570	0
SAFRAN	EUR	95,0	0,0	0,0	95,0	733	270	0
SEB S.A.	EUR	241,5	0,0	0,0	241,5	1 427	1 184	0
SOPRA STERIA GROUP	EUR	99,0	0,0	0,0	99,0	1 003	382	0
UNIBAIL - RODAMCO-WESTFIELD SE	EUR	222,0	0,0	0,0	222,0	731	180	0
Total Residents	Equivalent_EUR	1 861,3	63,0	-47,0	1 845,3	1 363	1 068	399

MEDIUM TERM NOTES

III.2.4 Non financial issuers

- Non residents located in Euro area (excluding France)

amounts in millions, maturity in number of days

Issuer	Issue currency	Outstanding amount in october 2019	Issue amount in october 2019	Matured Debt in october 2019	Outstanding amount in september 2019	Average original maturity of outstanding amount	Average residual maturity of outstanding amount	Average original maturity of issues
ECONOCOM GROUP SE	EUR	58,0	0,0	0,0	58,0	711	81	0
Total Non residents located in Euro area (excluding France)	Equivalent_EUR	58,0	0,0	0,0	58,0	711	81	0

MEDIUM TERM NOTES

III.2.5 Public issuers

- Residents

amounts in millions, maturity in number of days

Issuer	Issue currency	Outstanding amount in october 2019	Issue amount in october 2019	Matured Debt in october 2019	Outstanding amount in september 2019	Average original maturity of outstanding amount	Average residual maturity of outstanding amount	Average original maturity of issues
CAISSE D'AMORTISSEMENT DE LA DETTE SOCIALE	EUR	264,0	0,0	0,0	264,0	4 929	2 197	0
UNEDIC	EUR	4 950,0	600,0	0,0	4 350,0	1 914	913	1 096
Total Residents	Equivalent_EUR	5 214,0	600,0	0,0	4 614,0	2 067	978	1 096