

## MEDIUM TERM NOTES

### III. Medium Term Notes in september 2019

#### III.1. Overview

- III.1.1. Breakdown of outstanding amounts and issues by issue's currency (by issuers category)
- III.1.2. Breakdown of outstanding amounts and issues by rating (by issuers category)
- III.1.3. Breakdown of outstanding amounts and issues by maturity (by issuers category)
- III.1.4. Breakdown of outstanding amounts and issues by interest rate category (by issuers category)

#### III.2. List of issuers of Medium Term Notes at 30/09/2019 : outstanding amounts and transactions by issuers category and by geographical area

## MEDIUM TERM NOTES

### III.1. Overview

#### III.1.1. Breakdown of outstanding amounts and issues by issue's currency (by issuers category)

	<i>millions of units</i>				
	Outstanding amount in september 2019	Issue amount in september 2019	Matured Debt in september 2019	Outstanding amount in august 2019	Number of issuers in september 2019
<b>Bank issuers</b>					
EUR	43 454,8	3 683,5	- 1 274,7	43 493,8	13
USD	456,4	0,0	0,0	456,4	0
<b>EUR Equivalent</b>	<b>43 874,0</b>	<b>3 683,5</b>	<b>- 1 274,7</b>	<b>43 907,4</b>	
<i>of which secured Medium Term Notes</i>	<i>70,0</i>	<i>0,0</i>	<i>0,0</i>	<i>70,0</i>	
<b>Others financial issuers</b>					
<b>Excluding asset backed securities issuers</b>					
USD	0,0	0,0	0,0	100,0	0
<b>EUR Equivalent</b>	<b>0,0</b>	<b>0,0</b>	<b>0,0</b>	<b>90,6</b>	
<b>Asset backed securities issuers</b>					
EUR	380,1	0,0	0,0	380,1	0
<b>EUR Equivalent</b>	<b>380,1</b>	<b>0,0</b>	<b>0,0</b>	<b>380,1</b>	
<b>Total financial issuers (a)</b>	<b>44 254,1</b>	<b>3 683,5</b>	<b>- 1 274,7</b>	<b>44 378,1</b>	

## MEDIUM TERM NOTES

### III.1.1 Breakdown of outstanding amounts and issues by issue's currency (by issuers category) - next

	<i>millions of units</i>				
	Outstanding amount in september 2019	Issue amount in september 2019	Matured Debt in september 2019	Outstanding amount in august 2019	Number of issuers in september 2019
<b>Non financial issuers</b>					
EUR	1 903,3	0,0	- 50,0	1 953,3	0
<b>EUR Equivalent</b>	<b>1 903,3</b>	<b>0,0</b>	<b>- 50,0</b>	<b>1 953,3</b>	
<b>Public issuers</b>					
EUR	4 614,0	0,0	0,0	4 614,0	0
<b>EUR Equivalent</b>	<b>4 614,0</b>	<b>0,0</b>	<b>0,0</b>	<b>4 614,0</b>	
<b>Total non-financial and public issuers (b)</b>	<b>6 517,3</b>	<b>0,0</b>	<b>- 50,0</b>	<b>6 567,3</b>	
<b>Total medium-term market (a)+(b)</b>	<b>50 771,4</b>	<b>3 683,5</b>	<b>- 1 324,7</b>	<b>50 945,4</b>	

## MEDIUM TERM NOTES

### III.1.2. Breakdown of outstanding amounts and issues by rating\* (by issuers category)

	<i>millions of units</i>				
	Outstanding amount in september 2019	Issue amount in september 2019	Matured Debt in september 2019	Outstanding amount in august 2019	Number of issuers in september 2019
<b>Bank issuers</b>	<b>43 874,0</b>	<b>3 683,5</b>	<b>- 1 274,7</b>	<b>43 907,4</b>	<b>13</b>
Class 1	150,0	0,0	0,0	150,0	0
Class 2	1 508,8	15,0	- 10,0	1 499,5	1
Class 3	33 374,2	3 505,2	- 1 074,2	33 367,6	6
Class 4	2 044,4	0,0	- 10,0	2 054,4	0
Unrated	6 796,5	163,3	- 180,5	6 835,9	6
<b>Others financial issuers</b>					
<b>Excluding asset backed securities issuers</b>	<b>0,0</b>	<b>0,0</b>	<b>0,0</b>	<b>90,6</b>	<b>0</b>
Unrated	0,0	0,0	0,0	90,6	0
<b>Asset backed securities issuers</b>	<b>380,1</b>	<b>0,0</b>	<b>0,0</b>	<b>380,1</b>	<b>0</b>
Class 3	380,1	0,0	0,0	380,1	0
<b>Total financial issuers (a)</b>	<b>44 254,1</b>	<b>3 683,5</b>	<b>- 1 274,7</b>	<b>44 378,1</b>	<b>13</b>

\* The rating classes are defined in the methodological note related to statistical reviews.

## MEDIUM TERM NOTES

### III.1.2. Breakdown of outstanding amounts and issues by rating\* (by issuers category) - next

millions of units

	Outstanding amount in september 2019	Issue amount in september 2019	Matured Debt in september 2019	Outstanding amount in august 2019	Number of issuers in september 2019
<b>Non financial issuers</b>	<b>1 903,3</b>	<b>0,0</b>	<b>- 50,0</b>	<b>1 953,3</b>	<b>0</b>
Class 2	189,0	0,0	0,0	189,0	0
Class 3	222,0	0,0	0,0	222,0	0
Unrated	1 492,3	0,0	- 50,0	1 542,3	0
<b>Public issuers</b>	<b>4 614,0</b>	<b>0,0</b>	<b>0,0</b>	<b>4 614,0</b>	<b>0</b>
Class 2	4 350,0	0,0	0,0	4 350,0	0
Unrated	264,0	0,0	0,0	264,0	0
<b>Total non-financial and public issuers (b)</b>	<b>6 517,3</b>	<b>0,0</b>	<b>- 50,0</b>	<b>6 567,3</b>	<b>0</b>
<b>Total medium-term market (a)+(b)</b>	<b>50 771,4</b>	<b>3 683,5</b>	<b>- 1 324,7</b>	<b>50 945,4</b>	<b>13</b>

\* The rating classes are defined in the methodological note related to statistical publications reviews.

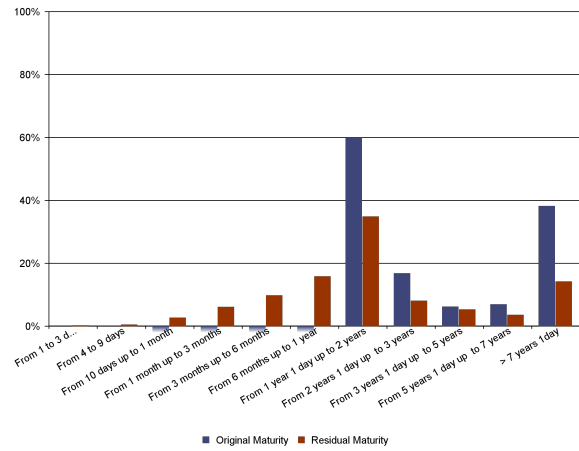
## MEDIUM TERM NOTES

### III.1.3. Breakdown of outstanding amounts and issues by maturity (by issuers category)

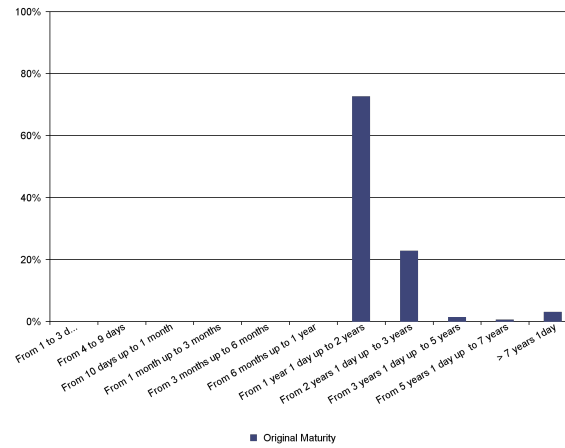
#### Bank issuers

all currencies

Breakdown of outstanding amounts  
by original maturity and residual maturity at 30/09/2019 (in %)



Breakdown of issues by original maturity  
at 30/09/2019 (in %)



## MEDIUM TERM NOTES

*all currencies*

**Breakdown of outstanding amounts  
by original maturity and residual maturity at 30/09/2019 (in %)**

**Breakdown of issues by original maturity  
at 30/09/2019 (in %)**

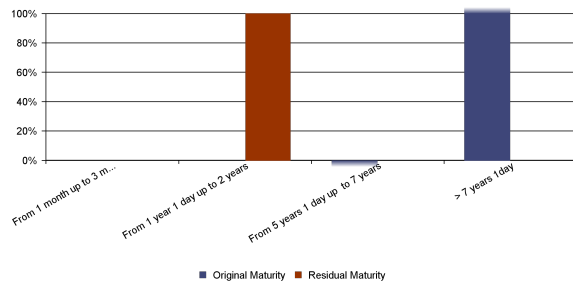
Excluding asset backed securities issuers

No issuer

No issue

Asset backed securities issuers

No issue



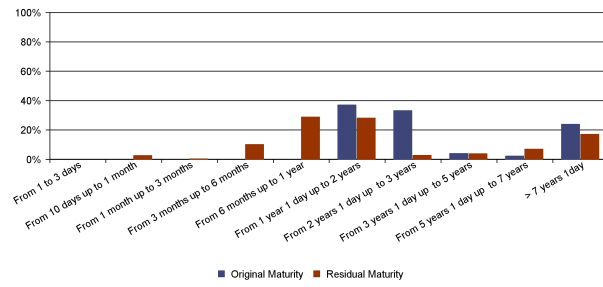
## MEDIUM TERM NOTES

all currencies

**Breakdown of outstanding amounts  
by original maturity and residual maturity at 30/09/2019 (in %)**

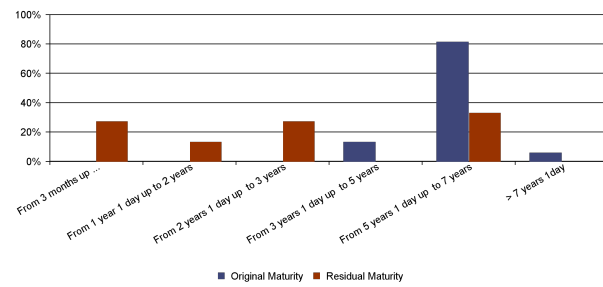
**Breakdown of issues by original maturity  
at 30/09/2019 (in %)**

### Non financial issuers



No issue

### Public issuers



No issue



## MEDIUM TERM NOTES

### III.1.4. Breakdown of outstanding amounts and issues by interest rate category (by issuers category)

	Financial banking issuers	Others financial issuers		Non financial issuers	Public issuers
	Excluding asset backed securities issuers	Asset backed securities issuers			
Fixed	0,2%	0,0%	0,0%	0,0%	0,0%
Structured	22,3%	0,0%	0,0%	0,0%	0,0%
Variable or adjustable	77,5%	0,0%	0,0%	0,0%	0,0%
<b>All maturities</b>	<b>100,0%</b>	<b>0,0%</b>	<b>0,0%</b>	<b>0,0%</b>	<b>0,0%</b>

## MEDIUM TERM NOTES

### III.2. List of issuers of Medium Term Notes at 30/09/2019 : outstanding amounts and transactions by issuers category and by geographical area

#### III.2.1 Bank issuers

##### - Residents

amounts in millions, maturity in number of days

Issuer	Issue currency	Outstanding amount in september 2019	Issue amount in september 2019	Matured Debt in september 2019	Outstanding amount in august 2019	Average original maturity of outstanding amount	Average residual maturity of outstanding amount	Average original maturity of issues
ALLIANZ BANQUE	EUR	188,5	15,0	-10,0	183,5	1 233	690	1 096
AUXIFIP	EUR	40,0	0,0	0,0	40,0	730	129	0
AXA BANQUE	EUR	2 259,4	0,0	-56,0	2 335,8	2 165	958	0
AXA BANQUE FINANCEMENT	EUR	1,0	0,0	0,0	1,0	730	45	0
BANQUE CIC NORD OUEST	EUR	32,0	0,0	0,0	33,1	2 419	1 633	0
BANQUE CIC OUEST	EUR	3,9	0,0	0,0	3,9	5 225	1 158	0
BANQUE CIC SUD OUEST	EUR	36,9	0,0	-58,7	95,6	3 228	662	0
BANQUE EDEL S.N.C	EUR	293,3	23,0	-23,0	293,3	748	364	779
BANQUE EUROPEENNE DU CREDIT MUTUEL	EUR	13,0	0,0	0,0	13,0	3 170	2 152	0
BANQUE FEDERATIVE DU CREDIT MUTUEL	EUR	795,6	310,0	-50,0	535,6	871	355	547

## MEDIUM TERM NOTES

### III.2.1 Bank issuers

#### - Residents

amounts in millions, maturity in number of days

Issuer	Issue currency	Outstanding amount in september 2019	Issue amount in september 2019	Matured Debt in september 2019	Outstanding amount in august 2019	Average original maturity of outstanding amount	Average residual maturity of outstanding amount	Average original maturity of issues
	USD	25,0	0,0	0,0	25,0	369	259	0
	Equivalent_EUR	818,58	310	-50	558,27	857	353	1 141
BANQUE PALATINE	EUR	4,2	0,0	0,0	4,2	3 949	1 624	0
BANQUE POPULAIRE ALSACE LORRAINE CHAMPAGNE	EUR	165,9	0,0	-0,8	166,7	3 793	1 063	0
BANQUE POPULAIRE AQUITAINE CENTRE ATLANTIQUE	EUR	66,0	0,0	0,0	66,0	2 573	1 112	0
BANQUE POPULAIRE AUVERGNE RHONE ALPES	EUR	41,4	0,0	-0,2	41,7	1 055	482	0
BANQUE POPULAIRE BOURGOGNE FRANCHE-COMTE	EUR	74,0	0,0	0,0	74,0	4 204	779	0
BANQUE POPULAIRE DU SUD	EUR	12,0	0,0	0,0	12,0	3 590	1 029	0
BANQUE POPULAIRE GRAND OUEST	EUR	67,3	0,0	-0,3	67,6	1 542	933	0
BANQUE POPULAIRE MEDITERRANEE	EUR	105,0	0,0	0,0	105,0	1 571	529	0
BANQUE POPULAIRE RIVES DE PARIS	EUR	102,2	0,0	0,0	102,2	2 986	204	0
BANQUE POPULAIRE VAL DE FRANCE	EUR	396,2	4,8	-32,6	424,5	2 090	622	1 599

## MEDIUM TERM NOTES

### III.2.1 Bank issuers

- Residents

*amounts in millions, maturity in number of days*

Issuer	Issue currency	Outstanding amount in september 2019	Issue amount in september 2019	Matured Debt in september 2019	Outstanding amount in august 2019	Average original maturity of outstanding amount	Average residual maturity of outstanding amount	Average original maturity of issues
BANQUE TRANSATLANTIQUE	EUR	1,0	0,0	0,0	1,0	3 651	501	0
BNP PARIBAS	EUR	776,0	0,0	0,0	776,0	3 592	1 478	0
	USD	28,9	0,0	0,0	28,9	1 087	638	0
	Equivalent_EUR	802,54	<b>0</b>	<b>0</b>	<b>802,18</b>	<b>3 509</b>	<b>1 450</b>	
BPCE	EUR	539,0	0,0	-1,5	540,5	3 233	366	0
BPIFRANCE FINANCEMENT	EUR	399,0	0,0	0,0	399,0	1 258	502	0
	USD	335,0	0,0	0,0	335,0	731	371	0
	Equivalent_EUR	706,65	<b>0</b>	<b>0</b>	<b>702,55</b>	<b>1 028</b>	<b>445</b>	
BRED-BANQUE POPULAIRE	EUR	168,5	0,0	-1,5	170,0	974	390	0
	USD	2,5	0,0	0,0	2,5	1 095	119	0
	Equivalent_EUR	170,83	<b>0</b>	<b>-1,5</b>	<b>172,29</b>	<b>976</b>	<b>386</b>	
BTP BANQUE	EUR	15,8	0,0	0,0	15,8	2 186	244	0
CA CONSUMER FINANCE	EUR	1 857,0	230,0	-660,2	2 287,2	895	430	757
CAISSE CENTRALE DU CREDIT IMMOBILIER DE FRANCE - 3CIF	EUR	50,0	0,0	0,0	50,0	7 305	1 679	0
CAISSE D'EPARGNE ET DE PREVOYANCE DE BOURGOGNE FRANCHE-COMTE	EUR	3,8	0,0	0,0	3,8	731	498	0

## MEDIUM TERM NOTES

### III.2.1 Bank issuers

#### - Residents

*amounts in millions, maturity in number of days*

Issuer	Issue currency	Outstanding amount in september 2019	Issue amount in september 2019	Matured Debt in september 2019	Outstanding amount in august 2019	Average original maturity of outstanding amount	Average residual maturity of outstanding amount	Average original maturity of issues
CAISSE D'EPARGNE ET DE PREVOYANCE DE MIDI-PYRENEES	EUR	150,0	0,0	0,0	150,0	1 096	875	0
CAISSE D'EPARGNE ET DE PREVOYANCE HAUTS DE FRANCE	EUR	0,0	0,0	0,0	0,0			0
CAISSE D'EPARGNE ET DE PREVOYANCE LOIRE-CENTRE	EUR	0,5	0,0	0,0	0,5	1 826	939	0
CAISSE DES DEPOTS ET CONSIGNATIONS	EUR	585,3	0,0	0,0	585,3	7 744	6 558	0
	USD	20,0	0,0	0,0	20,0	10 957	10 006	0
	Equivalent_EUR	603,65	<b>0</b>	<b>0</b>	<b>603,41</b>	<b>7 842</b>	<b>6 663</b>	
CAISSE FEDERALE DU CREDIT MUTUEL MAINE-ANJOU ET BASSE-NORMANDIE	EUR	340,2	0,2	0,0	340,0	2 076	1 219	1 155
CAISSE FEDERALE DU CREDIT MUTUEL NORD EUROPE	EUR	331,0	0,0	0,0	331,0	2 432	331	0
CAISSE FEDERALE DU CREDIT MUTUEL OCEAN	EUR	222,5	0,0	-20,0	242,7	2 497	1 606	0
CAISSE REGIONALE DE CREDIT AGRICOLE MUTUEL ALSACE VOSGES	EUR	51,5	0,0	0,0	51,5	2 637	1 439	0
			<i>of which subordinated medium term notes</i>		<i>41,66</i>	<i>0</i>	<i>0</i>	<i>41,66</i>
CAISSE REGIONALE DE CREDIT AGRICOLE MUTUEL ATLANTIQUE VENDEE	EUR	533,6	0,0	0,0	533,6	7 479	5 864	0
			<i>of which subordinated medium term notes</i>		<i>0</i>	<i>0</i>	<i>0</i>	
CAISSE REGIONALE DE CREDIT AGRICOLE MUTUEL BRIE PICARDIE	EUR	107,5	0,0	0,0	107,5	1 550	873	0

## MEDIUM TERM NOTES

### III.2.1 Bank issuers

#### - Residents

*amounts in millions, maturity in number of days*

Issuer	Issue currency	Outstanding amount in september 2019	Issue amount in september 2019	Matured Debt in september 2019	Outstanding amount in august 2019	Average original maturity of outstanding amount	Average residual maturity of outstanding amount	Average original maturity of issues
CAISSE REGIONALE DE CREDIT AGRICOLE MUTUEL CENTRE-EST	EUR	333,8	0,0	0,0	333,8	5 673	977	0
CAISSE REGIONALE DE CREDIT AGRICOLE MUTUEL CENTRE LOIRE	EUR	262,4	0,0	0,0	262,5	1 832	244	0
<i>of which subordinated medium term notes</i>		<i>242,52</i>	<i>0</i>	<i>0</i>	<i>242,67</i>			
CAISSE REGIONALE DE CREDIT AGRICOLE MUTUEL CHARENTE MARITIME DEUX SEVRES	EUR	77,7	0,0	0,0	77,9	1 858	709	0
<i>of which subordinated medium term notes</i>		<i>57,75</i>	<i>0</i>	<i>0</i>	<i>57,75</i>			
CAISSE REGIONALE DE CREDIT AGRICOLE MUTUEL CHARENTE PERIGORD	EUR	126,1	0,0	0,0	126,1	1 647	462	0
<i>of which subordinated medium term notes</i>		<i>0,3</i>	<i>0</i>	<i>0</i>	<i>0,3</i>			
CAISSE REGIONALE DE CREDIT AGRICOLE MUTUEL D'ALPES-PROVENCE	EUR	212,5	0,0	0,0	212,8	8 670	1 501	0
CAISSE REGIONALE DE CREDIT AGRICOLE MUTUEL D'AQUITAINE	EUR	371,1	0,0	0,0	371,1	3 400	562	0
<i>of which subordinated medium term notes</i>		<i>34,05</i>	<i>0</i>	<i>0</i>	<i>34,05</i>			
CAISSE REGIONALE DE CREDIT AGRICOLE MUTUEL DE CENTRE FRANCE	EUR	113,3	0,0	-0,5	113,8	8 725	7 483	0
<i>of which subordinated medium term notes</i>		<i>64,17</i>	<i>0</i>	<i>0</i>	<i>64,17</i>			
CAISSE REGIONALE DE CREDIT AGRICOLE MUTUEL DE CHAMPAGNE-BOURGOGNE	EUR	120,4	0,0	0,0	120,4	10 958	9 399	0
<i>of which subordinated medium term notes</i>		<i>120,36</i>	<i>0</i>	<i>0</i>	<i>120,36</i>			
CAISSE REGIONALE DE CREDIT AGRICOLE MUTUEL DE LA GUADELOUPE	EUR	6,5	0,0	0,0	6,5	10 958	9 440	0
<i>of which subordinated medium term notes</i>		<i>6</i>	<i>0</i>	<i>0</i>	<i>6</i>			
CAISSE REGIONALE DE CREDIT AGRICOLE MUTUEL DE L'ANJOU ET DU MAINE	EUR	575,7	0,0	0,0	595,7	4 997	4 246	0

## MEDIUM TERM NOTES

### III.2.1 Bank issuers

#### - Residents

<i>amounts in millions, maturity in number of days</i>								
Issuer	Issue currency	Outstanding amount in september 2019	Issue amount in september 2019	Matured Debt in september 2019	Outstanding amount in august 2019	Average original maturity of outstanding amount	Average residual maturity of outstanding amount	Average original maturity of issues
		<i>of which subordinated medium term notes</i>	162,5	0	0	162,5		
CAISSE REGIONALE DE CREDIT AGRICOLE MUTUEL DE NORMANDIE	EUR	580,7	105,7	0,0	475,0	5 725	2 100	7 305
CAISSE REGIONALE DE CREDIT AGRICOLE MUTUEL DE PARIS ET D'ILE DE FRANCE	EUR	184,9	0,0	0,0	184,9	3 325	466	0
		<i>of which subordinated medium term notes</i>	115,16	0	0	115,16		
CAISSE REGIONALE DE CREDIT AGRICOLE MUTUEL DES COTES-D'ARMOR	EUR	385,4	0,0	0,0	385,4	4 806	1 635	0
		<i>of which subordinated medium term notes</i>	0	0	0			
CAISSE REGIONALE DE CREDIT AGRICOLE MUTUEL DES SAVOIE	EUR	280,0	0,0	0,0	280,2	5 424	4 009	0
		<i>of which subordinated medium term notes</i>	198,08	0	0	198,23		
CAISSE REGIONALE DE CREDIT AGRICOLE MUTUEL DE TOURAINE ET DU POITOU	EUR	261,0	17,0	0,0	244,0	2 207	930	1 979
		<i>of which subordinated medium term notes</i>	143,54	0	0	143,54		
CAISSE REGIONALE DE CREDIT AGRICOLE MUTUEL D'ILLE ET VILAINE	EUR	124,9	0,0	0,0	124,9	944	445	0
CAISSE REGIONALE DE CREDIT AGRICOLE MUTUEL DU FINISTERE	EUR	146,7	0,0	0,0	146,7	9 735	8 231	0
		<i>of which subordinated medium term notes</i>	0	0	0			
CAISSE REGIONALE DE CREDIT AGRICOLE MUTUEL DU LANGUEDOC	EUR	60,4	0,0	0,0	60,4	10 580	9 114	0
		<i>of which subordinated medium term notes</i>	56,11	0	0	56,11		
CAISSE REGIONALE DE CREDIT AGRICOLE MUTUEL DU MORBIHAN	EUR	210,0	0,0	0,0	210,0	5 479	669	0
CAISSE REGIONALE DE CREDIT AGRICOLE MUTUEL DU NORD EST	EUR	521,9	0,0	-5,0	526,9	3 406	678	0

## MEDIUM TERM NOTES

### III.2.1 Bank issuers

#### - Residents

*amounts in millions, maturity in number of days*

Issuer	Issue currency	Outstanding amount in september 2019	Issue amount in september 2019	Matured Debt in september 2019	Outstanding amount in august 2019	Average original maturity of outstanding amount	Average residual maturity of outstanding amount	Average original maturity of issues
<i>of which subordinated medium term notes</i>		193	0	0	193			
CAISSE REGIONALE DE CREDIT AGRICOLE MUTUEL FRANCHE-COMTE	EUR	10,0	0,0	-0,2	10,2	3 667	90	0
CAISSE REGIONALE DE CREDIT AGRICOLE MUTUEL NORD DE FRANCE	EUR	1 269,1	0,0	0,0	1 269,1	4 441	800	0
<i>of which subordinated medium term notes</i>		236,32	0	0	236,32			
CAISSE REGIONALE DE CREDIT AGRICOLE MUTUEL NORD MIDI PYRENEES	EUR	77,9	0,0	0,0	77,9	10 958	9 393	0
<i>of which subordinated medium term notes</i>		77,93	0	0	77,93			
CAISSE REGIONALE DE CREDIT AGRICOLE MUTUEL NORMANDIE-SEINE	EUR	50,0	25,0	-60,0	85,0	731	490	731
CAISSE REGIONALE DE CREDIT AGRICOLE MUTUEL PROVENCE COTE D'AZUR	EUR	4,2	0,0	0,0	4,2	19 463	1 329	0
CAISSE REGIONALE DE CREDIT AGRICOLE MUTUEL PYRENEES-GASCOGNE	EUR	220,0	0,0	0,0	220,0	2 649	786	0
CAISSE REGIONALE DE CREDIT AGRICOLE MUTUEL SUD-MEDITERRANEE	EUR	160,7	0,0	0,0	160,7	5 845	1 792	0
CAISSE REGIONALE DE CREDIT AGRICOLE MUTUEL SUD-RHONE-ALPES	EUR	212,4	1,0	0,0	211,3	5 456	3 492	4 749
<i>of which subordinated medium term notes</i>		0	0	0				
CAISSE REGIONALE DE CREDIT AGRICOLE MUTUEL TOULOUSE 31	EUR	196,3	0,0	0,0	196,3	1 556	1 163	0
CARREFOUR BANQUE	EUR	573,0	0,0	-10,0	583,0	695	489	0



## MEDIUM TERM NOTES

### III.2.1 Bank issuers

#### - Residents

*amounts in millions, maturity in number of days*

Issuer	Issue currency	Outstanding amount in september 2019	Issue amount in september 2019	Matured Debt in september 2019	Outstanding amount in august 2019	Average original maturity of outstanding amount	Average residual maturity of outstanding amount	Average original maturity of issues
COMPAGNIE DE FINANCEMENT FONCIER	EUR	150,0	0,0	0,0	150,0	5 478	159	0
CREDIT AGRICOLE CORPORATE AND INVESTMENT BANK	EUR	1 076,0	0,0	0,0	1 076,0	3 452	876	0
CREDIT AGRICOLE LEASING & FACTORING SA	EUR	277,0	0,0	0,0	277,0	731	327	0
CREDIT AGRICOLE S.A.	EUR	30,0	0,0	0,0	30,0	10 958	4 655	0
CREDIT COOPERATIF	EUR	451,5	0,0	-16,4	467,9	3 515	576	0
CREDIT DU NORD	EUR	3 018,9	0,0	0,0	3 018,9	1 808	506	0
CREDIT FONCIER ET COMMUNAL D'ALSACE et de LORRAINE-BANQUE	EUR	30,0	0,0	0,0	30,0	3 653	197	0
CREDIT INDUSTRIEL ET COMMERCIAL	EUR	58,2	0,0	0,0	58,2	770	327	0
CREDIT LYONNAIS	EUR	2 792,5	300,0	-8,0	2 550,5	1 052	569	731
CREDIT MUNICIPAL DE PARIS	EUR	10,0	0,0	0,0	10,0	3 652	1 540	0

## MEDIUM TERM NOTES

### III.2.1 Bank issuers

- Residents

*amounts in millions, maturity in number of days*

Issuer	Issue currency	Outstanding amount in september 2019	Issue amount in september 2019	Matured Debt in september 2019	Outstanding amount in august 2019	Average original maturity of outstanding amount	Average residual maturity of outstanding amount	Average original maturity of issues
CREDIT MUTUEL ARKEA	EUR	81,8	0,0	0,0	81,8	5 104	2 643	0
DEXIA CREDIT LOCAL	EUR	80,0	0,0	0,0	80,0	5 478	137	0
EDMOND DE ROTHSCHILD (FRANCE)	EUR	32,0	0,0	-10,0	42,0	1 260	225	0
FINAMUR	EUR	40,0	0,0	0,0	40,0	730	129	0
FRANFINANCE	EUR	75,0	0,0	0,0	75,0	596	465	0
HSBC FRANCE	EUR	80,0	0,0	0,0	80,0	8 789	3 599	0
LA BANQUE POSTALE	EUR	1,0	0,0	0,0	1,0	1 096	945	0
	USD	15,0	0,0	0,0	15,0	732	595	0
	Equivalent_EUR	14,78	0	0	14,59	757	619	
LIXXBAIL	EUR	40,0	0,0	0,0	40,0	730	129	0
LYONNAISE DE BANQUE	EUR	0,4	0,0	0,0	0,4	1 095	501	0
NATIXIS	EUR	619,3	0,0	0,0	713,4	4 433	1 989	0

## MEDIUM TERM NOTES

### III.2.1 Bank issuers

#### - Residents

*amounts in millions, maturity in number of days*

Issuer	Issue currency	Outstanding amount in september 2019	Issue amount in september 2019	Matured Debt in september 2019	Outstanding amount in august 2019	Average original maturity of outstanding amount	Average residual maturity of outstanding amount	Average original maturity of issues
ONEY BANK	EUR	506,0	0,0	0,0	506,0	952	403	0
ORANGE BANK	EUR	353,0	11,8	0,0	341,3	858	446	1 014
PSA BANQUE FRANCE	EUR	275,0	0,0	0,0	275,0	821	413	0
ROTHSCHILD MARTIN MAUREL	EUR	1,5	0,0	0,0	1,5	1 095	136	0
SOCIETE GENERALE	EUR	14 445,9	2 640,0	-250,0	14 316,5	1 690	970	497
SOCRAM BANQUE	EUR	125,0	0,0	0,0	125,0	660	517	0
UNIFERGIE - Union pour le Financement des Economies d'Energie	EUR	40,0	0,0	0,0	40,0	730	129	0
<b>Total Residents</b>	<b>Equivalent_EUR</b>	<b>43 639,8</b>	<b>3 683,5</b>	<b>-1 274,7</b>	<b>43 673,6</b>	<b>2 454</b>	<b>1 148</b>	<b>749</b>
	<i>of which subordinated medium term notes</i>	<i>1 262,6</i>	<i>0,5</i>	<i>- 5,0</i>	<i>1 267,1</i>			

#### - Non residents located outside the Euro area

*amounts in millions, maturity in number of days*

Issuer	Issue currency	Outstanding amount in september 2019	Issue amount in september 2019	Matured Debt in september 2019	Outstanding amount in august 2019	Average original maturity of outstanding amount	Average residual maturity of outstanding amount	Average original maturity of issues
BANK OF CHINA LIMITED Paris Branch	USD	15,0	0,0	0,0	15,0	1 826	1 043	0

## MEDIUM TERM NOTES

### III.2.1 Bank issuers

- Non residents located outside the Euro area

*amounts in millions, maturity in number of days*

Issuer	Issue currency	Outstanding amount in september 2019	Issue amount in september 2019	Matured Debt in september 2019	Outstanding amount in august 2019	Average original maturity of outstanding amount	Average residual maturity of outstanding amount	Average original maturity of issues
	Equivalent_EUR	13,78	0	0	13,59	1 826	1 043	
BANQUE CALEDONIENNE D INVESTISSEMENT	EUR	206,6	0,0	0,0	206,6	1 228	668	0
	USD	15,0	0,0	0,0	15,0	368	177	0
	Equivalent_EUR	220,37	0	0	220,18	1 174	637	
	<i>of which secured medium term notes</i>	<i>70</i>	<i>0</i>	<i>0</i>	<i>70</i>			
<b>Total Non residents located outside the Euro area</b>	<b>Equivalent_EUR</b>	<b>234,1</b>	<b>0,0</b>	<b>0,0</b>	<b>233,8</b>	<b>1 213</b>	<b>661</b>	
	<i>of which secured medium term notes</i>	<i>70,0</i>	<i>0,0</i>	<i>0,0</i>	<i>70,0</i>			

## MEDIUM TERM NOTES

### III.2.2 Others financial issuers excluding asset backed securities issuers

#### - Residents

*amounts in millions, maturity in number of days*

Issuer	Issue currency	Outstanding amount in september 2019	Issue amount in september 2019	Matured Debt in september 2019	Outstanding amount in august 2019	Average original maturity of outstanding amount	Average residual maturity of outstanding amount	Average original maturity of issues
EXANE	USD	0,0	0,0	0,0	100,0			
	Equivalent_EUR	0	0	0	90,61			
<b>Total Residents</b>	<b>Equivalent_EUR</b>	<b>0,0</b>	<b>0,0</b>	<b>0,0</b>	<b>90,6</b>			

## MEDIUM TERM NOTES

### III.2.3 Others financial issuers

- Residents

*amounts in millions, maturity in number of days*

Issuer	Issue currency	Outstanding amount in september 2019	Issue amount in september 2019	Matured Debt in september 2019	Outstanding amount in august 2019	Average original maturity of outstanding amount	Average residual maturity of outstanding amount	Average original maturity of issues
NATIXIS LOAN FUNDING	EUR	380,1	0,0	0,0	380,1	1 936	632	0
<b>Total Residents</b>	<b>Equivalent_EUR</b>	<b>380,1</b>	<b>0,0</b>	<b>0,0</b>	<b>380,1</b>	<b>1 936</b>	<b>632</b>	<b>0</b>

## MEDIUM TERM NOTES

### III.2.4 Non financial issuers

#### - Residents

*amounts in millions, maturity in number of days*

Issuer	Issue currency	Outstanding amount in september 2019	Issue amount in september 2019	Matured Debt in september 2019	Outstanding amount in august 2019	Average original maturity of outstanding amount	Average residual maturity of outstanding amount	Average original maturity of issues
ALTAREIT	EUR	30,0	0,0	0,0	30,0	730	612	0
ATOS SE	EUR	130,0	0,0	0,0	130,0	1 433	1 085	0
BEL	EUR	50,0	0,0	0,0	50,0	1 417	1 096	0
CDC HABITAT	EUR	189,0	0,0	0,0	189,0	3 830	3 570	0
COVIVIO	EUR	270,0	0,0	0,0	270,0	431	187	0
CREDIT AGRICOLE CIB FINANCIAL SOLUTIONS	EUR	165,0	0,0	0,0	165,0	2 983	2 774	0
EIFPAGE	EUR	286,3	0,0	0,0	286,3	729	604	0
LAGARDERE SCA	EUR	67,5	0,0	0,0	67,5	731	601	0
SAFRAN	EUR	95,0	0,0	-50,0	145,0	733	301	0
SEB S.A.	EUR	241,5	0,0	0,0	241,5	1 427	1 215	0
SOPRA STERIA GROUP	EUR	99,0	0,0	0,0	99,0	1 003	413	0
UNIBAIL - RODAMCO-WESTFIELD SE	EUR	222,0	0,0	0,0	222,0	731	211	0
<b>Total Residents</b>	<b>Equivalent_EUR</b>	<b>1 845,3</b>	<b>0,0</b>	<b>-50,0</b>	<b>1 895,3</b>	<b>1 379</b>	<b>1 095</b>	<b>0</b>

## MEDIUM TERM NOTES

### III.2.4 Non financial issuers

- Non residents located in Euro area (excluding France)

*amounts in millions, maturity in number of days*

Issuer	Issue currency	Outstanding amount in september 2019	Issue amount in september 2019	Matured Debt in september 2019	Outstanding amount in august 2019	Average original maturity of outstanding amount	Average residual maturity of outstanding amount	Average original maturity of issues
ECONOCOM GROUP SE	EUR	58,0	0,0	0,0	58,0	711	112	0
<b>Total Non residents located in Euro area (excluding France)</b>	<b>Equivalent_EUR</b>	<b>58,0</b>	<b>0,0</b>	<b>0,0</b>	<b>58,0</b>	<b>711</b>	<b>112</b>	<b>0</b>



## MEDIUM TERM NOTES

### III.2.5 Public issuers

#### - Residents

*amounts in millions, maturity in number of days*

Issuer	Issue currency	Outstanding amount in september 2019	Issue amount in september 2019	Matured Debt in september 2019	Outstanding amount in august 2019	Average original maturity of outstanding amount	Average residual maturity of outstanding amount	Average original maturity of issues
CAISSE D'AMORTISSEMENT DE LA DETTE SOCIALE	EUR	264,0	0,0	0,0	264,0	4 929	2 228	0
UNEDIC	EUR	4 350,0	0,0	0,0	4 350,0	2 027	923	0
<b>Total Residents</b>	<b>Equivalent_EUR</b>	<b>4 614,0</b>	<b>0,0</b>	<b>0,0</b>	<b>4 614,0</b>	<b>2 193</b>	<b>997</b>	<b>0</b>