

MEDIUM TERM NOTES

III. Medium Term Notes in may 2019

III.1. Overview

- III.1.1. Breakdown of outstanding amounts and issues by issue's currency (by issuers category)
- III.1.2. Breakdown of outstanding amounts and issues by rating (by issuers category)
- III.1.3. Breakdown of outstanding amounts and issues by maturity (by issuers category)
- III.1.4. Breakdown of outstanding amounts and issues by interest rate category (by issuers category)

III.2. List of issuers of Medium Term Notes at 31/05/2019 : outstanding amounts and transactions by issuers category and by geographical area

MEDIUM TERM NOTES

III.1. Overview

III.1.1. Breakdown of outstanding amounts and issues by issue's currency (by issuers category)

millions of units

	Outstanding amount in may 2019	Issue amount in may 2019	Matured Debt in may 2019	Outstanding amount in april 2019	Number of issuers in may 2019
Bank issuers					
EUR	44 839,0	3 206,5	- 2 135,3	45 744,6	21
USD	428,4	15,0	0,0	413,4	1
EUR Equivalent	45 223,2	3 219,9	- 2 135,3	46 113,1	
<i>of which secured Medium Term Notes</i>	<i>70,0</i>	<i>0,0</i>	<i>0,0</i>	<i>70,0</i>	
Others financial issuers					
Excluding asset backed securities issuers					
USD	100,0	0,0	0,0	100,0	0
EUR Equivalent	89,7	0,0	0,0	89,1	
Asset backed securities issuers					
EUR	380,1	0,0	0,0	380,1	0
EUR Equivalent	380,1	0,0	0,0	380,1	
Total financial issuers (a)	45 693,0	3 219,9	- 2 135,3	46 582,3	

MEDIUM TERM NOTES

III.1.1 Breakdown of outstanding amounts and issues by issue's currency (by issuers category) - next

millions of units

	Outstanding amount in may 2019	Issue amount in may 2019	Matured Debt in may 2019	Outstanding amount in april 2019	Number of issuers in may 2019
Non financial issuers					
EUR	1 624,5	263,0	- 150,0	1 511,5	3
EUR Equivalent	1 624,5	263,0	- 150,0	1 511,5	
Public issuers					
EUR	4 614,0	0,0	- 1 500,0	6 114,0	0
EUR Equivalent	4 614,0	0,0	- 1 500,0	6 114,0	
Total non-financial and public issuers (b)	6 238,5	263,0	- 1 650,0	7 625,5	
Total medium-term market (a)+(b)	51 931,5	3 482,9	- 3 785,3	54 207,8	

MEDIUM TERM NOTES

III.1.2. Breakdown of outstanding amounts and issues by rating* (by issuers category)

millions of units

	Outstanding amount in may 2019	Issue amount in may 2019	Matured Debt in may 2019	Outstanding amount in april 2019	Number of issuers in may 2019
Bank issuers	45 223,2	3 219,9	- 2 135,3	46 113,1	21
Class 1	150,0	0,0	0,0	150,0	0
Class 2	1 507,6	20,0	- 20,0	1 505,7	1
Class 3	34 566,7	2 383,3	- 1 892,7	36 020,5	11
Class 4	2 266,2	188,0	- 120,0	2 194,0	3
Unrated	6 732,7	628,6	- 102,7	6 242,9	6
Others financial issuers					
Excluding asset backed securities issuers	89,7	0,0	0,0	89,1	0
Unrated	89,7	0,0	0,0	89,1	0
Asset backed securities issuers	380,1	0,0	0,0	380,1	0
Class 3	380,1	0,0	0,0	380,1	0
Total financial issuers (a)	45 693,0	3 219,9	- 2 135,3	46 582,3	21

* The rating classes are defined in the methodological note related to statistical reviews.

MEDIUM TERM NOTES

III.1.2. Breakdown of outstanding amounts and issues by rating* (by issuers category) - next

millions of units

	Outstanding amount in may 2019	Issue amount in may 2019	Matured Debt in may 2019	Outstanding amount in april 2019	Number of issuers in may 2019
Non financial issuers	1 624,5	263,0	- 150,0	1 511,5	3
Class 2	189,0	0,0	0,0	189,0	0
Class 3	222,0	0,0	0,0	222,0	0
Unrated	1 213,5	263,0	- 150,0	1 100,5	3
Public issuers	4 614,0	0,0	- 1 500,0	6 114,0	0
Class 2	4 350,0	0,0	- 1 500,0	5 850,0	0
Unrated	264,0	0,0	0,0	264,0	0
Total non-financial and public issuers (b)	6 238,5	263,0	- 1 650,0	7 625,5	3
Total medium-term market (a)+(b)	51 931,5	3 482,9	- 3 785,3	54 207,8	24

* The rating classes are defined in the methodological note related to statistical publications reviews.

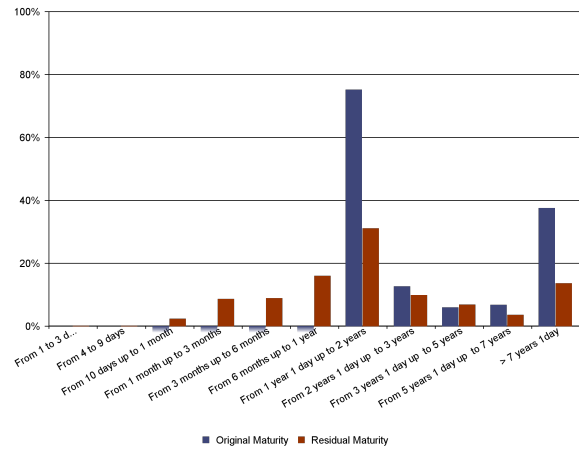
MEDIUM TERM NOTES

III.1.3. Breakdown of outstanding amounts and issues by maturity (by issuers category)

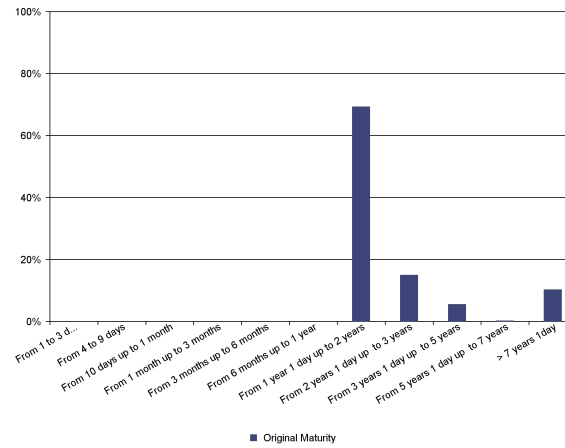
Bank issuers

all currencies

Breakdown of outstanding amounts
by original maturity and residual maturity at 31/05/2019 (in %)



Breakdown of issues by original maturity
at 31/05/2019 (in %)



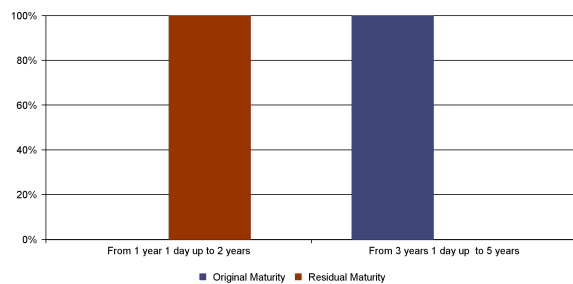
MEDIUM TERM NOTES

all currencies

**Breakdown of outstanding amounts
by original maturity and residual maturity at 31/05/2019 (in %)**

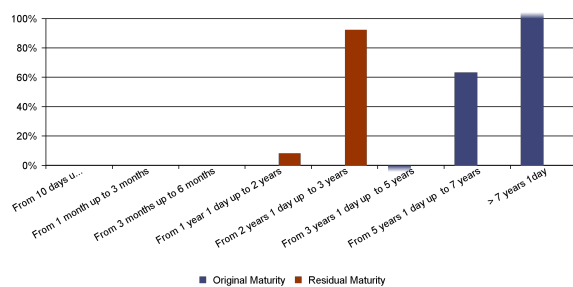
**Breakdown of issues by original maturity
at 31/05/2019 (in %)**

Excluding asset backed securities issuers



No issue

Asset backed securities issuers



No issue

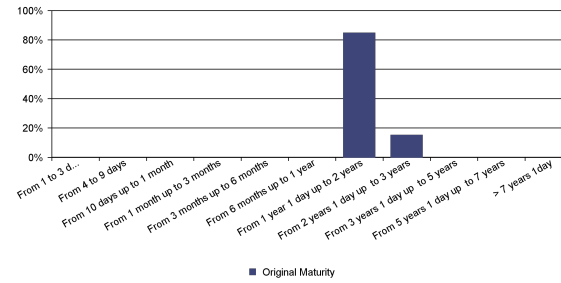
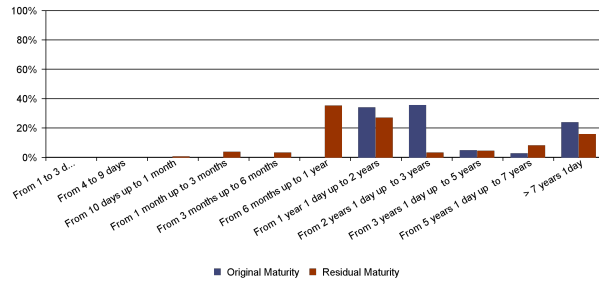
MEDIUM TERM NOTES

all currencies

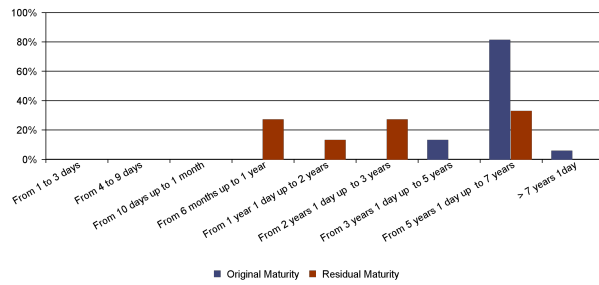
Breakdown of outstanding amounts by original maturity and residual maturity at 31/05/2019 (in %)

Breakdown of issues by original maturity at 31/05/2019 (in %)

Non financial issuers



Public issuers



No issue

MEDIUM TERM NOTES

III.1.4. Breakdown of outstanding amounts and issues by interest rate category (by issuers category)

	Financial banking issuers	Others financial issuers		Non financial issuers	Public issuers
		Excluding asset backed securities issuers	Asset backed securities issuers		
Fixed	4,9%	0,0%	0,0%	84,8%	0,0%
Structured	14,8%	0,0%	0,0%	0,0%	0,0%
Variable or adjustable	80,4%	0,0%	0,0%	15,2%	0,0%
All maturities	100,0%	0,0%	0,0%	100,0%	0,0%

MEDIUM TERM NOTES

III.2. List of issuers of Medium Term Notes at 31/05/2019 : outstanding amounts and transactions by issuers category and by geographical area

III.2.1 Bank issuers

- Residents

amounts in millions, maturity in number of days

Issuer	Issue currency	Outstanding amount in may 2019	Issue amount in may 2019	Matured Debt in may 2019	Outstanding amount in april 2019	Average original maturity of outstanding amount	Average residual maturity of outstanding amount	Average original maturity of issues
ALLIANZ BANQUE	EUR	195,0	20,0	-20,0	195,0	1 228	573	1 097
AUXIFIP	EUR	40,0	0,0	0,0	40,0	730	251	0
AXA BANQUE	EUR	2 281,0	565,0	-40,0	1 756,0	2 181	1 067	633
AXA BANQUE FINANCEMENT	EUR	6,0	0,0	-10,0	16,0	730	38	0
BANQUE CIC NORD OUEST	EUR	33,1	1,4	0,0	36,2	2 464	1 701	2 740
BANQUE CIC OUEST	EUR	4,1	0,0	0,0	4,1	5 153	1 234	0
BANQUE CIC SUD OUEST	EUR	136,3	0,0	-7,1	143,4	3 703	275	0
BANQUE EDEL S.N.C	EUR	332,1	10,0	-30,0	352,1	726	312	519
BANQUE EUROPEENNE DU CREDIT MUTUEL	EUR	12,9	0,8	0,0	12,1	3 173	2 266	3 653
BANQUE FEDERATIVE DU CREDIT MUTUEL	EUR	1 394,8	0,0	-965,0	2 405,8	609	171	0

MEDIUM TERM NOTES

III.2.1 Bank issuers

- Residents

amounts in millions, maturity in number of days

Issuer	Issue currency	Outstanding amount in may 2019	Issue amount in may 2019	Matured Debt in may 2019	Outstanding amount in april 2019	Average original maturity of outstanding amount	Average residual maturity of outstanding amount	Average original maturity of issues
BANQUE PALATINE	EUR	6,2	0,0	0,0	6,2	3 614	1 195	0
BANQUE POPULAIRE ALSACE LORRAINE CHAMPAGNE	EUR	169,0	2,5	-0,4	166,9	3 759	1 175	2 952
BANQUE POPULAIRE AQUITAINE CENTRE ATLANTIQUE	EUR	66,0	0,0	0,0	66,0	2 573	1 234	0
BANQUE POPULAIRE AUVERGNE RHONE ALPES	EUR	40,6	0,0	-0,3	40,9	1 011	494	0
BANQUE POPULAIRE BOURGOGNE FRANCHE-COMTE	EUR	74,0	0,0	-5,4	79,4	4 204	901	0
BANQUE POPULAIRE DU NORD	EUR	0,5	0,0	0,0	0,5	1 769	92	0
BANQUE POPULAIRE DU SUD	EUR	12,3	0,0	0,0	12,3	3 564	1 124	0
BANQUE POPULAIRE GRAND OUEST	EUR	71,2	0,0	-2,3	73,5	1 490	1 000	0
BANQUE POPULAIRE MEDITERRANEE	EUR	105,0	0,0	0,0	105,0	1 571	651	0
BANQUE POPULAIRE RIVES DE PARIS	EUR	100,2	0,0	0,0	100,2	3 031	316	0

MEDIUM TERM NOTES

III.2.1 Bank issuers

- Residents

amounts in millions, maturity in number of days

Issuer	Issue currency	Outstanding amount in may 2019	Issue amount in may 2019	Matured Debt in may 2019	Outstanding amount in april 2019	Average original maturity of outstanding amount	Average residual maturity of outstanding amount	Average original maturity of issues
BANQUE POPULAIRE VAL DE FRANCE	EUR	448,0	0,0	-0,4	448,4	1 925	572	0
BANQUE TRANSATLANTIQUE	EUR	1,0	0,0	0,0	1,0	3 651	623	0
BNP PARIBAS	EUR	768,6	110,6	0,0	685,0	3 633	1 604	1 096
	USD	25,9	0,0	0,0	25,9	1 156	703	0
	Equivalent_EUR	791,82	110,56	0	708,12	3 560	1 578	11 165
BPCE	EUR	540,5	0,0	0,0	540,5	3 232	486	0
BPIFRANCE FINANCEMENT	EUR	399,0	0,0	0,0	399,0	1 258	624	0
	USD	335,0	0,0	0,0	335,0	731	493	0
	Equivalent_EUR	699,42	0	0	697,63	1 031	567	
BRED-BANQUE POPULAIRE	EUR	162,6	42,5	0,0	120,1	983	428	412
	USD	2,5	0,0	0,0	2,5	1 095	241	0
	Equivalent_EUR	164,88	42,5	0	122,37	984	426	7 034
BTP BANQUE	EUR	19,3	0,0	0,0	19,3	2 130	308	0
CA CONSUMER FINANCE	EUR	2 384,2	0,0	0,0	2 384,2	870	279	0
CAISSE CENTRALE DU CREDIT IMMOBILIER DE FRANCE - 3CIF	EUR	50,0	0,0	0,0	50,0	7 305	1 801	0
CAISSE D'EPARGNE ET DE PREVOYANCE DE BOURGOGNE FRANCHE-COMTE	EUR	3,0	0,0	0,0	3,0	731	581	0

MEDIUM TERM NOTES

III.2.1 Bank issuers

- Residents

amounts in millions, maturity in number of days

Issuer	Issue currency	Outstanding amount in may 2019	Issue amount in may 2019	Matured Debt in may 2019	Outstanding amount in april 2019	Average original maturity of outstanding amount	Average residual maturity of outstanding amount	Average original maturity of issues
CAISSE D'EPARGNE ET DE PREVOYANCE DE MIDI-PYRENEES	EUR	150,0	0,0	0,0	150,0	1 096	997	0
CAISSE D'EPARGNE ET DE PREVOYANCE HAUTS DE FRANCE	EUR	0,0	0,0	0,0	0,0			0
CAISSE D'EPARGNE ET DE PREVOYANCE LOIRE-CENTRE	EUR	0,5	0,0	0,0	0,5	1 826	1 061	0
CAISSE DES DEPOTS ET CONSIGNATIONS	EUR	585,3	0,0	0,0	585,3	7 744	6 680	0
	USD	20,0	0,0	0,0	20,0	10 957	10 128	0
	Equivalent_EUR	603,22	0	0	603,11	7 840	6 783	
CAISSE FEDERALE DU CREDIT MUTUEL MAINE-ANJOU ET BASSE-NORMANDIE	EUR	290,7	0,0	-25,0	315,7	2 232	1 203	0
CAISSE FEDERALE DU CREDIT MUTUEL NORD EUROPE	EUR	241,0	0,0	0,0	241,0	3 193	465	0
CAISSE FEDERALE DU CREDIT MUTUEL OCEAN	EUR	273,6	20,9	-20,0	242,7	2 322	1 422	832
CAISSE REGIONALE DE CREDIT AGRICOLE MUTUEL ALSACE VOSGES	EUR	51,5	0,0	0,0	51,5	2 637	1 561	0
		<i>of which subordinated medium term notes</i>	<i>41,66</i>	<i>0</i>	<i>0</i>	<i>41,66</i>		
CAISSE REGIONALE DE CREDIT AGRICOLE MUTUEL ATLANTIQUE VENDEE	EUR	507,7	0,0	0,0	507,7	7 061	5 498	0
		<i>of which subordinated medium term notes</i>	<i>0</i>	<i>0</i>	<i>0</i>			
CAISSE REGIONALE DE CREDIT AGRICOLE MUTUEL BRIE PICARDIE	EUR	107,2	0,0	0,0	107,2	1 559	979	0

MEDIUM TERM NOTES

III.2.1 Bank issuers

- Residents

amounts in millions, maturity in number of days

Issuer	Issue currency	Outstanding amount in may 2019	Issue amount in may 2019	Matured Debt in may 2019	Outstanding amount in april 2019	Average original maturity of outstanding amount	Average residual maturity of outstanding amount	Average original maturity of issues
CAISSE REGIONALE DE CREDIT AGRICOLE MUTUEL CENTRE-EST	EUR	332,6	0,0	0,0	332,6	5 688	1 091	0
CAISSE REGIONALE DE CREDIT AGRICOLE MUTUEL CENTRE LOIRE	EUR	263,5	0,0	0,0	263,5	1 831	365	0
<i>of which subordinated medium term notes</i>		<i>242,67</i>	<i>0</i>	<i>0</i>	<i>242,67</i>			
CAISSE REGIONALE DE CREDIT AGRICOLE MUTUEL CHARENTE MARITIME DEUX SEVRES	EUR	77,4	0,0	0,0	77,4	1 861	792	0
<i>of which subordinated medium term notes</i>		<i>57,75</i>	<i>0</i>	<i>0</i>	<i>57,75</i>			
CAISSE REGIONALE DE CREDIT AGRICOLE MUTUEL CHARENTE PERIGORD	EUR	155,1	0,0	0,0	155,1	1 610	481	0
<i>of which subordinated medium term notes</i>		<i>0,3</i>	<i>0</i>	<i>0</i>	<i>0,3</i>			
CAISSE REGIONALE DE CREDIT AGRICOLE MUTUEL D'ALPES-PROVENCE	EUR	211,3	0,0	0,0	211,3	8 716	1 620	0
CAISSE REGIONALE DE CREDIT AGRICOLE MUTUEL D'AQUITAINE	EUR	404,1	0,0	0,0	404,1	3 421	630	0
<i>of which subordinated medium term notes</i>		<i>34,05</i>	<i>0</i>	<i>0</i>	<i>34,05</i>			
CAISSE REGIONALE DE CREDIT AGRICOLE MUTUEL DE CENTRE FRANCE	EUR	105,1	0,0	0,0	105,1	8 490	7 262	0
<i>of which subordinated medium term notes</i>		<i>64,17</i>	<i>0</i>	<i>0</i>	<i>64,17</i>			
CAISSE REGIONALE DE CREDIT AGRICOLE MUTUEL DE CHAMPAGNE-BOURGOGNE	EUR	120,4	0,0	0,0	120,4	10 958	9 521	0
<i>of which subordinated medium term notes</i>		<i>120,36</i>	<i>0</i>	<i>0</i>	<i>120,36</i>			
CAISSE REGIONALE DE CREDIT AGRICOLE MUTUEL DE LA GUADELOUPE	EUR	6,5	0,0	0,0	6,5	10 958	9 562	0
<i>of which subordinated medium term notes</i>		<i>6</i>	<i>0</i>	<i>0</i>	<i>6</i>			

MEDIUM TERM NOTES

III.2.1 Bank issuers

- Residents

amounts in millions, maturity in number of days

Issuer	Issue currency	Outstanding amount in may 2019	Issue amount in may 2019	Matured Debt in may 2019	Outstanding amount in april 2019	Average original maturity of outstanding amount	Average residual maturity of outstanding amount	Average original maturity of issues
CAISSE REGIONALE DE CREDIT AGRICOLE MUTUEL DE L'ANJOU ET DU MAINE	EUR	557,1	0,0	-35,0	593,3	4 417	3 770	0
<i>of which subordinated medium term notes</i>		<i>162,5</i>	<i>0</i>	<i>0</i>	<i>162,5</i>			
CAISSE REGIONALE DE CREDIT AGRICOLE MUTUEL DE NORMANDIE	EUR	475,0	0,0	0,0	475,0	5 373	1 067	0
CAISSE REGIONALE DE CREDIT AGRICOLE MUTUEL DE PARIS ET D'ILE DE FRANCE	EUR	184,9	0,0	0,0	184,9	3 325	588	0
<i>of which subordinated medium term notes</i>		<i>115,16</i>	<i>0</i>	<i>0</i>	<i>115,16</i>			
CAISSE REGIONALE DE CREDIT AGRICOLE MUTUEL DES COTES-D'ARMOR	EUR	379,6	0,0	0,0	379,6	4 756	1 653	0
<i>of which subordinated medium term notes</i>		<i>0</i>	<i>0</i>	<i>0</i>				
CAISSE REGIONALE DE CREDIT AGRICOLE MUTUEL DES SAVOIE	EUR	271,0	0,0	0,0	271,0	5 422	4 085	0
<i>of which subordinated medium term notes</i>		<i>198,23</i>	<i>0</i>	<i>0</i>	<i>198,23</i>			
CAISSE REGIONALE DE CREDIT AGRICOLE MUTUEL DE TOURAINE ET DU POITOU	EUR	238,0	6,5	0,0	233,3	2 230	956	2 091
<i>of which subordinated medium term notes</i>		<i>143,54</i>	<i>0</i>	<i>0</i>	<i>144,9</i>			
CAISSE REGIONALE DE CREDIT AGRICOLE MUTUEL D'ILLE ET VILAINE	EUR	124,9	0,6	0,0	124,3	949	561	1 827
CAISSE REGIONALE DE CREDIT AGRICOLE MUTUEL DU FINISTERE	EUR	146,7	0,0	0,0	146,7	9 735	8 353	0
<i>of which subordinated medium term notes</i>		<i>0</i>	<i>0</i>	<i>0</i>				
CAISSE REGIONALE DE CREDIT AGRICOLE MUTUEL DU LANGUEDOC	EUR	60,4	0,0	0,0	60,4	10 580	9 236	0
<i>of which subordinated medium term notes</i>		<i>56,11</i>	<i>0</i>	<i>0</i>	<i>56,11</i>			
CAISSE REGIONALE DE CREDIT AGRICOLE MUTUEL DU MORBIHAN	EUR	230,0	0,0	0,0	230,0	5 320	724	0

MEDIUM TERM NOTES

III.2.1 Bank issuers

- Residents

amounts in millions, maturity in number of days

Issuer	Issue currency	Outstanding amount in may 2019	Issue amount in may 2019	Matured Debt in may 2019	Outstanding amount in april 2019	Average original maturity of outstanding amount	Average residual maturity of outstanding amount	Average original maturity of issues
CAISSE REGIONALE DE CREDIT AGRICOLE MUTUEL DU NORD EST	EUR	527,0	0,0	-20,0	547,0	3 389	793	0
<i>of which subordinated medium term notes</i>		193	0	0	193			
CAISSE REGIONALE DE CREDIT AGRICOLE MUTUEL FRANCHE-COMTE	EUR	10,2	0,0	0,0	10,2	3 667	210	0
CAISSE REGIONALE DE CREDIT AGRICOLE MUTUEL NORD DE FRANCE	EUR	1 342,8	0,0	0,0	1 342,8	4 406	765	0
<i>of which subordinated medium term notes</i>		305	0	0	305			
CAISSE REGIONALE DE CREDIT AGRICOLE MUTUEL NORD MIDI PYRENEES	EUR	77,9	0,0	0,0	77,9	10 958	9 515	0
<i>of which subordinated medium term notes</i>		77,93	0	0	77,93			
CAISSE REGIONALE DE CREDIT AGRICOLE MUTUEL NORMANDIE-SEINE	EUR	85,0	0,0	0,0	85,0	768	191	0
CAISSE REGIONALE DE CREDIT AGRICOLE MUTUEL PROVENCE COTE D'AZUR	EUR	3,3	0,0	0,0	3,3	24 414	760	0
CAISSE REGIONALE DE CREDIT AGRICOLE MUTUEL PYRENEES-GASCOGNE	EUR	220,0	0,0	-30,0	250,0	2 689	908	0
CAISSE REGIONALE DE CREDIT AGRICOLE MUTUEL SUD-MEDITERRANEE	EUR	160,7	0,0	0,0	160,7	5 845	1 914	0
CAISSE REGIONALE DE CREDIT AGRICOLE MUTUEL SUD-RHONE-ALPES	EUR	208,8	0,0	-20,0	228,8	5 468	3 593	0
<i>of which subordinated medium term notes</i>		0	0	0				
CAISSE REGIONALE DE CREDIT AGRICOLE MUTUEL TOULOUSE 31	EUR	92,3	0,0	0,0	92,3	1 233	800	0

MEDIUM TERM NOTES

III.2.1 Bank issuers

- Residents

amounts in millions, maturity in number of days

Issuer	Issue currency	Outstanding amount in may 2019	Issue amount in may 2019	Matured Debt in may 2019	Outstanding amount in april 2019	Average original maturity of outstanding amount	Average residual maturity of outstanding amount	Average original maturity of issues
CARREFOUR BANQUE	EUR	703,0	100,0	-70,0	673,0	703	476	731
COMPAGNIE DE FINANCEMENT FONCIER	EUR	150,0	0,0	0,0	150,0	5 478	281	0
CREDIT AGRICOLE CORPORATE AND INVESTMENT BANK	EUR	1 096,0	0,0	0,0	1 096,0	3 507	982	0
CREDIT AGRICOLE LEASING & FACTORING SA	EUR	200,0	0,0	0,0	200,0	731	338	0
CREDIT AGRICOLE S.A.	EUR	41,0	0,0	-7,0	48,0	8 998	3 499	0
CREDIT COOPERATIF	EUR	501,6	0,0	-15,7	517,3	3 365	635	0
CREDIT DU NORD	EUR	3 865,4	31,3	-484,2	4 319,7	1 549	392	2 017
CREDIT FONCIER ET COMMUNAL D'ALSACE et de LORRAINE-BANQUE	EUR	30,0	0,0	0,0	30,0	3 653	319	0
CREDIT INDUSTRIEL ET COMMERCIAL	EUR	283,2	0,0	-200,0	809,2	1 592	117	0
CREDIT LYONNAIS	EUR	2 628,9	0,0	0,0	2 678,9	1 054	509	0
CREDIT MUNICIPAL DE PARIS	EUR	10,0	0,0	0,0	10,0	3 652	1 662	0

MEDIUM TERM NOTES

III.2.1 Bank issuers

- Residents

amounts in millions, maturity in number of days

Issuer	Issue currency	Outstanding amount in may 2019	Issue amount in may 2019	Matured Debt in may 2019	Outstanding amount in april 2019	Average original maturity of outstanding amount	Average residual maturity of outstanding amount	Average original maturity of issues
CREDIT MUTUEL ARKEA	EUR	83,0	0,5	-50,0	132,5	5 092	2 709	3 653
DEXIA CREDIT LOCAL	EUR	80,0	0,0	0,0	80,0	5 478	259	0
EDMOND DE ROTHSCHILD (FRANCE)	EUR	67,0	0,0	0,0	67,0	953	275	0
FINAMUR	EUR	40,0	0,0	0,0	40,0	730	251	0
FRANFINANCE	EUR	30,0	25,0	0,0	5,0	585	528	556
HSBC FRANCE	EUR	80,0	0,0	0,0	80,0	8 971	3 721	0
LA BANQUE POSTALE	EUR	1,0	1,0	0,0	0,0	1 096	1 067	1 096
	USD	15,0	15,0	0,0	0,0	732	717	732
	Equivalent_EUR	14,45	14,45	0		757	741	15 068
LIXXBAIL	EUR	40,0	0,0	0,0	40,0	730	251	0
LYONNAISE DE BANQUE	EUR	0,4	0,0	0,0	0,4	1 095	623	0
NATIXIS	EUR	762,7	280,1	-20,0	521,7	4 280	2 410	3 772

MEDIUM TERM NOTES

III.2.1 Bank issuers

- Residents

amounts in millions, maturity in number of days

Issuer	Issue currency	Outstanding amount in may 2019	Issue amount in may 2019	Matured Debt in may 2019	Outstanding amount in april 2019	Average original maturity of outstanding amount	Average residual maturity of outstanding amount	Average original maturity of issues
ONEY BANK	EUR	506,0	16,0	0,0	490,0	952	525	550
ORANGE BANK	EUR	323,8	45,0	0,0	308,8	920	527	853
PSA BANQUE FRANCE	EUR	275,0	0,0	0,0	275,0	821	535	0
ROTHSCHILD MARTIN MAUREL	EUR	1,5	0,0	0,0	1,5	1 095	258	0
SOCIETE GENERALE	EUR	13 476,5	1 855,0	0,0	13 121,5	1 789	1 045	523
SOCRAM BANQUE	EUR	150,0	72,0	-50,0	128,0	672	487	653
UNIFERGIE - Union pour le Financement des Economies d'Energie	EUR	40,0	0,0	0,0	40,0	730	251	0
Total Residents	Equivalent_EUR	44 958,2	3 221,5	-2 127,8	45 840,8	2 403	1 116	886
	<i>of which subordinated medium term notes</i>	<i>1 974,2</i>	<i>0,0</i>	<i>- 30,0</i>	<i>2 004,2</i>			

- Non residents located outside the Euro area

amounts in millions, maturity in number of days

MEDIUM TERM NOTES

III.2.1 Bank issuers

Issuer	Issue currency	Outstanding amount in may 2019	Issue amount in may 2019	Matured Debt in may 2019	Outstanding amount in april 2019	Average original maturity of outstanding amount	Average residual maturity of outstanding amount	Average original maturity of issues
BANK OF CHINA LIMITED Paris Branch	USD	15,0	0,0	0,0	15,0	1 826	1 165	0
	Equivalent_EUR	13,45	0	0	13,37	1 826	1 165	
BANQUE CALEDONIENNE D INVESTISSEMENT	EUR	238,1	0,0	-7,5	245,6	1 168	670	0
	USD	15,0	0,0	0,0	15,0	368	299	0
	Equivalent_EUR	251,54	0	-7,5	258,96	1 125	650	
	<i>of which secured medium term notes</i>		70	0	0	70		
Total Non residents located outside the Euro area	Equivalent_EUR	265,0	0,0	-7,5	272,3	1 161	676	
	<i>of which secured medium term notes</i>		70,0	0,0	- 7,5	70,0		

MEDIUM TERM NOTES

III.2.2 Others financial issuers excluding asset backed securities issuers

- Residents

amounts in millions, maturity in number of days

Issuer	Issue currency	Outstanding amount in may 2019	Issue amount in may 2019	Matured Debt in may 2019	Outstanding amount in april 2019	Average original maturity of outstanding amount	Average residual maturity of outstanding amount	Average original maturity of issues
EXANE	USD	100,0	0,0	0,0	100,0	1 096	430	
	Equivalent_EUR	89,68	0	0	89,14	1 096	430	
Total Residents	Equivalent_EUR	89,7	0,0	0,0	89,1	1 096	430	

MEDIUM TERM NOTES

III.2.3 Others financial issuers

- Residents

amounts in millions, maturity in number of days

Issuer	Issue currency	Outstanding amount in may 2019	Issue amount in may 2019	Matured Debt in may 2019	Outstanding amount in april 2019	Average original maturity of outstanding amount	Average residual maturity of outstanding amount	Average original maturity of issues
NATIXIS LOAN FUNDING	EUR	380,1	0,0	0,0	380,1	2 513	754	0
Total Residents	Equivalent_EUR	380,1	0,0	0,0	380,1	2 513	754	0

MEDIUM TERM NOTES

III.2.4 Non financial issuers

- Residents

amounts in millions, maturity in number of days

Issuer	Issue currency	Outstanding amount in may 2019	Issue amount in may 2019	Matured Debt in may 2019	Outstanding amount in april 2019	Average original maturity of outstanding amount	Average residual maturity of outstanding amount	Average original maturity of issues
ATOS SE	EUR	130,0	0,0	0,0	130,0	1 433	1 207	0
BEL	EUR	50,0	0,0	0,0	50,0	1 417	1 218	0
CDC HABITAT	EUR	189,0	0,0	0,0	189,0	3 830	3 692	0
COVIVIO	EUR	270,0	223,0	-150,0	197,0	431	309	369
CREDIT AGRICOLE CIB FINANCIAL SOLUTIONS	EUR	95,0	0,0	0,0	95,0	2 988	2 866	0
EIFPAGE	EUR	76,3	10,0	0,0	66,3	729	636	731
LAGARDERE SCA	EUR	48,7	30,0	0,0	18,7	731	475	731
SAFRAN	EUR	145,0	0,0	0,0	145,0	732	310	0
SEB S.A.	EUR	241,5	0,0	0,0	241,5	1 427	1 337	0
SOPRA STERIA GROUP	EUR	99,0	0,0	0,0	99,0	1 003	535	0
UNIBAIL- RODAMCO SE	EUR	222,0	0,0	0,0	222,0	731	333	0
Total Residents	Equivalent_EUR	1 566,5	263,0	-150,0	1 453,5	1 395	1 173	424

- Non residents located in Euro area (excluding France)

amounts in millions, maturity in number of days

Issuer	Issue currency	Outstanding amount in may 2019	Issue amount in may 2019	Matured Debt in may 2019	Outstanding amount in april 2019	Average original maturity of outstanding amount	Average residual maturity of outstanding amount	Average original maturity of issues
ECONOCOM GROUP SE	EUR	58,0	0,0	0,0	58,0	711	234	0
Total Non residents located in Euro area (excluding France)	Equivalent_EUR	58,0	0,0	0,0	58,0	711	234	0

MEDIUM TERM NOTES

III.2.5 Public issuers

- Residents

amounts in millions, maturity in number of days

Issuer	Issue currency	Outstanding amount in may 2019	Issue amount in may 2019	Matured Debt in may 2019	Outstanding amount in april 2019	Average original maturity of outstanding amount	Average residual maturity of outstanding amount	Average original maturity of issues
CAISSE D'AMORTISSEMENT DE LA DETTE SOCIALE	EUR	264,0	0,0	0,0	264,0	4 929	2 350	0
UNEDIC	EUR	4 350,0	0,0	-1 500,0	5 850,0	2 027	1 045	0
Total Residents	Equivalent_EUR	4 614,0	0,0	-1 500,0	6 114,0	2 193	1 119	0