

MEDIUM TERM NOTES

III. Medium Term Notes in march 2019

III.1. Overview

- III.1.1. Breakdown of outstanding amounts and issues by issue's currency (by issuers category)
- III.1.2. Breakdown of outstanding amounts and issues by rating (by issuers category)
- III.1.3. Breakdown of outstanding amounts and issues by maturity (by issuers category)
- III.1.4. Breakdown of outstanding amounts and issues by interest rate category (by issuers category)

III.2. List of issuers of Medium Term Notes at 31/03/2019 : outstanding amounts and transactions by issuers category and by geographical area

MEDIUM TERM NOTES

III.1. Overview

III.1.1. Breakdown of outstanding amounts and issues by issue's currency (by issuers category)

millions of units

	Outstanding amount in march 2019	Issue amount in march 2019	Matured Debt in march 2019	Outstanding amount in february 2019	Number of issuers in march 2019
Bank issuers					
EUR	46 321,2	2 983,7	- 586,9	46 663,1	24
USD	528,4	0,0	0,0	528,4	0
EUR Equivalent	46 791,5	2 983,7	- 586,9	47 126,0	
<i>of which secured Medium Term Notes</i>	<i>70,0</i>	<i>25,0</i>	<i>0,0</i>	<i>45,0</i>	
Others financial issuers					
Excluding asset backed securities issuers					
EUR	100,0	0,0	0,0	100,0	0
USD	100,0	0,0	0,0	100,0	0
EUR Equivalent	189,0	0,0	0,0	187,6	
Asset backed securities issuers					
EUR	380,1	0,0	0,0	380,1	0
EUR Equivalent	380,1	0,0	0,0	380,1	
Total financial issuers (a)	47 360,6	2 983,7	- 586,9	47 693,7	

MEDIUM TERM NOTES

III.1.1 Breakdown of outstanding amounts and issues by issue's currency (by issuers category) - next

millions of units

	Outstanding amount in march 2019	Issue amount in march 2019	Matured Debt in march 2019	Outstanding amount in february 2019	Number of issuers in march 2019
Non financial issuers					
EUR	1 387,5	143,0	0,0	1 244,5	3
EUR Equivalent	1 387,5	143,0	0,0	1 244,5	
Public issuers					
EUR	6 114,0	0,0	0,0	6 114,0	0
EUR Equivalent	6 114,0	0,0	0,0	6 114,0	
Total non-financial and public issuers (b)	7 501,5	143,0	0,0	7 358,5	
Total medium-term market (a)+(b)	54 862,1	3 126,7	- 586,9	55 052,2	

MEDIUM TERM NOTES

III.1.2. Breakdown of outstanding amounts and issues by rating* (by issuers category)

millions of units

	Outstanding amount in march 2019	Issue amount in march 2019	Matured Debt in march 2019	Outstanding amount in february 2019	Number of issuers in march 2019
Bank issuers	46 791,5	2 983,7	- 586,9	47 126,0	24
Class 1	150,0	0,0	0,0	150,0	0
Class 2	1 518,3	39,0	- 30,0	1 504,2	1
Class 3	36 473,5	2 700,4	- 295,3	36 702,2	10
Class 4	2 218,0	200,0	- 195,0	2 213,0	2
Unrated	6 431,7	44,2	- 66,6	6 556,5	11
Others financial issuers					
Excluding asset backed securities issuers	189,0	0,0	0,0	187,6	0
Unrated	189,0	0,0	0,0	187,6	0
Asset backed securities issuers	380,1	0,0	0,0	380,1	0
Class 3	380,1	0,0	0,0	380,1	0
Total financial issuers (a)	47 360,6	2 983,7	- 586,9	47 693,7	24

* The rating classes are defined in the methodological note related to statistical reviews.

MEDIUM TERM NOTES

III.1.2. Breakdown of outstanding amounts and issues by rating* (by issuers category) - next

millions of units

	Outstanding amount in march 2019	Issue amount in march 2019	Matured Debt in march 2019	Outstanding amount in february 2019	Number of issuers in march 2019
Non financial issuers	1 387,5	143,0	0,0	1 244,5	3
Class 2	135,0	15,0	0,0	120,0	1
Class 3	222,0	0,0	0,0	222,0	0
Unrated	1 030,5	128,0	0,0	902,5	2
Public issuers	6 114,0	0,0	0,0	6 114,0	0
Class 2	5 850,0	0,0	0,0	5 850,0	0
Unrated	264,0	0,0	0,0	264,0	0
Total non-financial and public issuers (b)	7 501,5	143,0	0,0	7 358,5	3
Total medium-term market (a)+(b)	54 862,1	3 126,7	- 586,9	55 052,2	27

* The rating classes are defined in the methodological note related to statistical publications reviews.

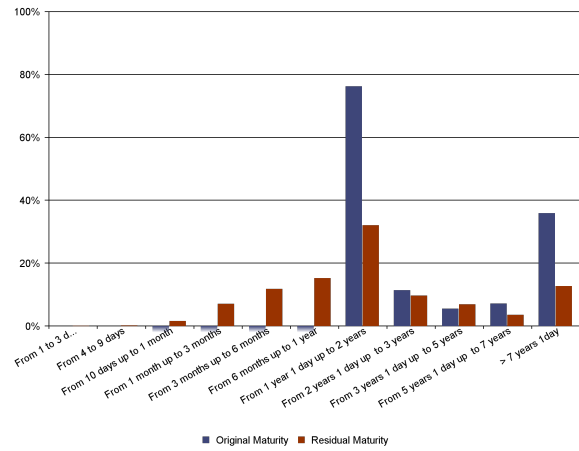
MEDIUM TERM NOTES

III.1.3. Breakdown of outstanding amounts and issues by maturity (by issuers category)

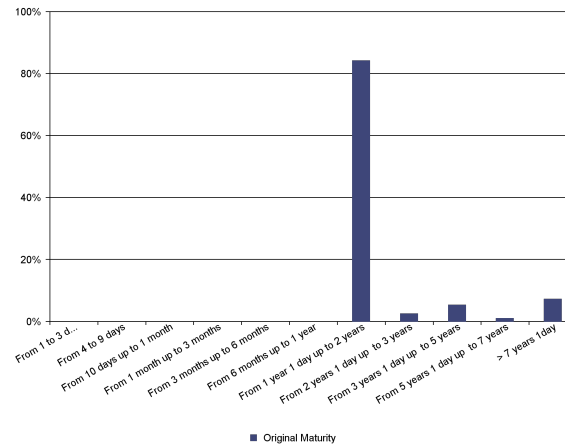
Bank issuers

all currencies

Breakdown of outstanding amounts
by original maturity and residual maturity at 31/03/2019 (in %)



Breakdown of issues by original maturity
at 31/03/2019 (in %)



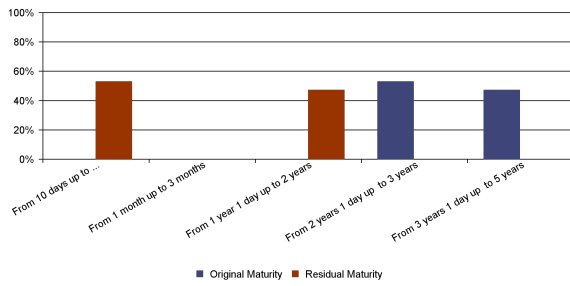
MEDIUM TERM NOTES

all currencies

**Breakdown of outstanding amounts
by original maturity and residual maturity at 31/03/2019 (in %)**

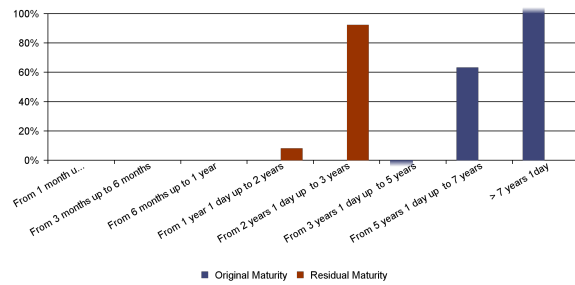
**Breakdown of issues by original maturity
at 31/03/2019 (in %)**

Excluding asset backed securities issuers



No issue

Asset backed securities issuers



No issue

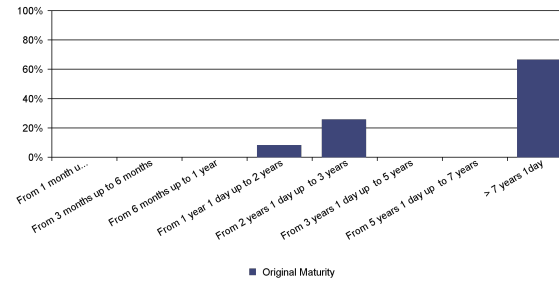
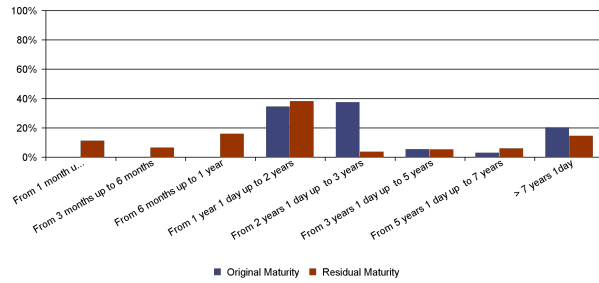
MEDIUM TERM NOTES

all currencies

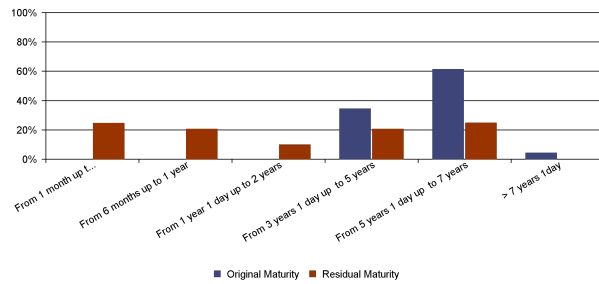
**Breakdown of outstanding amounts
by original maturity and residual maturity at 31/03/2019 (in %)**

**Breakdown of issues by original maturity
at 31/03/2019 (in %)**

Non financial issuers



Public issuers



No issue

MEDIUM TERM NOTES

III.1.4. Breakdown of outstanding amounts and issues by interest rate category (by issuers category)

	Financial banking issuers	Others financial issuers		Non financial issuers	Public issuers
		Excluding asset backed securities issuers	Asset backed securities issuers		
Fixed	2,5%	0,0%	0,0%	66,4%	0,0%
Structured	18,3%	0,0%	0,0%	0,0%	0,0%
Variable or adjustable	79,1%	0,0%	0,0%	33,6%	0,0%
All maturities	100,0%	0,0%	0,0%	100,0%	0,0%

MEDIUM TERM NOTES

III.2. List of issuers of Medium Term Notes at 31/03/2019 : outstanding amounts and transactions by issuers category and by geographical area

III.2.1 Bank issuers

- Residents

amounts in millions, maturity in number of days

Issuer	Issue currency	Outstanding amount in march 2019	Issue amount in march 2019	Matured Debt in march 2019	Outstanding amount in february 2019	Average original maturity of outstanding amount	Average residual maturity of outstanding amount	Average original maturity of issues
ALLIANZ BANQUE	EUR	208,0	0,0	0,0	208,0	1 219	454	0
AUXIFIP	EUR	40,0	0,0	0,0	40,0	730	312	0
AXA BANQUE	EUR	1 875,2	5,0	0,0	1 969,5	2 589	1 280	394
AXA BANQUE FINANCEMENT	EUR	36,0	0,0	0,0	36,0	831	39	0
BANQUE CIC NORD OUEST	EUR	36,2	0,5	0,0	35,7	2 175	1 539	2 076
BANQUE CIC OUEST	EUR	4,3	0,2	0,0	4,1	5 067	1 235	1 827
BANQUE CIC SUD OUEST	EUR	143,4	0,2	-4,3	147,5	3 705	322	2 557
BANQUE EDEL S.N.C	EUR	379,7	5,6	-15,0	389,1	700	316	400
BANQUE EUROPEENNE DU CREDIT MUTUEL	EUR	12,1	0,6	0,0	11,5	3 143	2 241	3 197
BANQUE FEDERATIVE DU CREDIT MUTUEL	EUR	2 404,3	0,2	-5,0	2 409,1	713	150	1 826

MEDIUM TERM NOTES

III.2.1 Bank issuers

- Residents

amounts in millions, maturity in number of days

Issuer	Issue currency	Outstanding amount in march 2019	Issue amount in march 2019	Matured Debt in march 2019	Outstanding amount in february 2019	Average original maturity of outstanding amount	Average residual maturity of outstanding amount	Average original maturity of issues
	USD Equivalent_EUR	125,0 2 515,55	0,0 0,2	0,0 -5	125,0 2 518,58	368 698	15 144	0 969 410
BANQUE PALATINE	EUR	6,2	0,0	-10,0	16,2	3 614	1 256	0
BANQUE POPULAIRE ALSACE LORRAINE CHAMPAGNE	EUR	166,5	1,0	-0,2	165,7	3 771	1 201	1 827
BANQUE POPULAIRE AQUITAINE CENTRE ATLANTIQUE	EUR	66,0	0,0	0,0	66,0	2 573	1 295	0
BANQUE POPULAIRE AUVERGNE RHONE ALPES	EUR	41,2	0,0	0,0	41,2	1 007	555	0
BANQUE POPULAIRE BOURGOGNE FRANCHE-COMTE	EUR	67,4	0,0	0,0	67,4	4 387	765	0
BANQUE POPULAIRE DU NORD	EUR	0,5	0,0	0,0	0,5	1 769	153	0
BANQUE POPULAIRE DU SUD	EUR	12,8	0,0	0,0	12,8	3 554	1 140	0
BANQUE POPULAIRE GRAND OUEST	EUR	93,6	0,0	-0,4	95,0	1 256	813	0
BANQUE POPULAIRE MEDITERRANEE	EUR	105,0	0,0	0,0	105,0	1 571	712	0
BANQUE POPULAIRE RIVES DE PARIS	EUR	100,2	0,0	0,0	100,2	3 031	377	0

MEDIUM TERM NOTES

III.2.1 Bank issuers

- Residents

amounts in millions, maturity in number of days

Issuer	Issue currency	Outstanding amount in march 2019	Issue amount in march 2019	Matured Debt in march 2019	Outstanding amount in february 2019	Average original maturity of outstanding amount	Average residual maturity of outstanding amount	Average original maturity of issues
BANQUE POPULAIRE VAL DE FRANCE	EUR	466,4	1,7	-36,9	503,8	1 890	601	924
BANQUE TRANSATLANTIQUE	EUR	1,0	0,0	0,0	1,0	3 651	684	0
BNP PARIBAS	EUR	671,2	110,8	-8,1	568,4	4 290	1 970	1 096
	USD	25,9	0,0	0,0	25,9	1 156	764	0
	Equivalent_EUR	694,23	110,8	-8,07	591,14	4 186	1 930	4 472
BPCE	EUR	540,5	0,0	0,0	540,5	3 232	547	0
BPIFRANCE FINANCEMENT	EUR	399,0	0,0	0,0	399,0	1 258	685	0
	USD	335,0	0,0	0,0	335,0	731	554	0
	Equivalent_EUR	697,18	0	0	692,45	1 032	629	
BRED-BANQUE POPULAIRE	EUR	118,5	3,0	-2,0	117,5	1 167	424	974
	USD	2,5	0,0	0,0	2,5	1 095	302	0
	Equivalent_EUR	120,77	3	-2	119,73	1 165	422	125 623
BTP BANQUE	EUR	19,3	0,0	0,0	19,3	2 130	369	0
CA CONSUMER FINANCE	EUR	2 449,2	0,0	0,0	2 449,2	894	333	0
CAISSE CENTRALE DU CREDIT IMMOBILIER DE FRANCE - 3CIF	EUR	50,0	0,0	0,0	50,0	7 305	1 862	0

MEDIUM TERM NOTES

III.2.1 Bank issuers

- Residents

amounts in millions, maturity in number of days

Issuer	Issue currency	Outstanding amount in march 2019	Issue amount in march 2019	Matured Debt in march 2019	Outstanding amount in february 2019	Average original maturity of outstanding amount	Average residual maturity of outstanding amount	Average original maturity of issues
CAISSE D'EPARGNE ET DE PREVOYANCE DE BOURGOGNE FRANCHE-COMTE	EUR	3,0	0,0	0,0	3,0	731	642	0
CAISSE D'EPARGNE ET DE PREVOYANCE DE MIDI-PYRENEES	EUR	150,0	0,0	0,0	150,0	1 096	1 058	0
CAISSE D'EPARGNE ET DE PREVOYANCE HAUTS DE FRANCE	EUR	0,0	0,0	0,0	0,0			0
CAISSE D'EPARGNE ET DE PREVOYANCE LOIRE-CENTRE	EUR	0,5	0,0	0,0	0,5	1 826	1 122	0
CAISSE DES DEPOTS ET CONSIGNATIONS	EUR	585,3	39,0	0,0	546,3	7 744	6 741	7 549
	USD	20,0	0,0	0,0	20,0	10 957	10 189	0
	Equivalent_EUR	603,09	39	0	563,8	7 839	6 843	1 860
CAISSE FEDERALE DU CREDIT MUTUEL MAINE-ANJOU ET BASSE-NORMANDIE	EUR	285,7	0,0	-0,4	286,1	2 268	1 126	0
CAISSE FEDERALE DU CREDIT MUTUEL NORD EUROPE	EUR	241,0	0,0	0,0	241,0	3 193	527	0
CAISSE FEDERALE DU CREDIT MUTUEL OCEAN	EUR	233,1	50,7	-20,5	202,9	2 195	1 023	2 193
CAISSE REGIONALE DE CREDIT AGRICOLE MUTUEL ALSACE VOSGES	EUR	51,5	0,0	0,0	51,5	2 637	1 622	0
		<i>of which subordinated medium term notes</i>	41,66	0	0	41,66		
CAISSE REGIONALE DE CREDIT AGRICOLE MUTUEL ATLANTIQUE VENDEE	EUR	542,6	0,0	0,0	542,6	6 640	5 203	0
		<i>of which subordinated medium term notes</i>	0	0	0			

MEDIUM TERM NOTES

III.2.1 Bank issuers

- Residents

amounts in millions, maturity in number of days

Issuer	Issue currency	Outstanding amount in march 2019	Issue amount in march 2019	Matured Debt in march 2019	Outstanding amount in february 2019	Average original maturity of outstanding amount	Average residual maturity of outstanding amount	Average original maturity of issues
CAISSE REGIONALE DE CREDIT AGRICOLE MUTUEL BRIE PICARDIE	EUR	107,2	0,0	0,0	107,2	1 559	1 040	0
CAISSE REGIONALE DE CREDIT AGRICOLE MUTUEL CENTRE-EST	EUR	332,6	0,0	0,0	332,6	5 688	1 153	0
CAISSE REGIONALE DE CREDIT AGRICOLE MUTUEL CENTRE LOIRE	EUR	263,5	0,0	-0,5	264,0	1 831	426	0
<i>of which subordinated medium term notes</i>		<i>242,67</i>	<i>0</i>	<i>0</i>	<i>242,67</i>			
CAISSE REGIONALE DE CREDIT AGRICOLE MUTUEL CHARENTE MARITIME DEUX SEVRES	EUR	77,4	0,0	0,0	77,4	1 858	850	0
<i>of which subordinated medium term notes</i>		<i>57,75</i>	<i>0</i>	<i>0</i>	<i>57,75</i>			
CAISSE REGIONALE DE CREDIT AGRICOLE MUTUEL CHARENTE PERIGORD	EUR	161,3	0,0	0,0	191,3	1 749	518	0
<i>of which subordinated medium term notes</i>		<i>0,3</i>	<i>0</i>	<i>0</i>	<i>0,3</i>			
CAISSE REGIONALE DE CREDIT AGRICOLE MUTUEL D'ALPES-PROVENCE	EUR	211,4	0,0	0,0	211,4	8 710	1 680	0
CAISSE REGIONALE DE CREDIT AGRICOLE MUTUEL D'AQUITAINE	EUR	434,1	0,0	0,0	434,1	3 563	673	0
<i>of which subordinated medium term notes</i>		<i>34,05</i>	<i>0</i>	<i>0</i>	<i>34,05</i>			
CAISSE REGIONALE DE CREDIT AGRICOLE MUTUEL DE CENTRE FRANCE	EUR	105,6	0,0	-1,0	106,6	8 461	7 288	0
<i>of which subordinated medium term notes</i>		<i>64,17</i>	<i>0</i>	<i>0</i>	<i>64,17</i>			
CAISSE REGIONALE DE CREDIT AGRICOLE MUTUEL DE CHAMPAGNE-BOURGOGNE	EUR	120,4	0,0	0,0	120,4	10 958	9 582	0
<i>of which subordinated medium term notes</i>		<i>120,36</i>	<i>0</i>	<i>0</i>	<i>120,36</i>			
CAISSE REGIONALE DE CREDIT AGRICOLE MUTUEL DE LA GUADELOUPE	EUR	6,5	0,0	0,0	6,5	10 958	9 623	0

MEDIUM TERM NOTES

III.2.1 Bank issuers

- Residents

amounts in millions, maturity in number of days

Issuer	Issue currency	Outstanding amount in march 2019	Issue amount in march 2019	Matured Debt in march 2019	Outstanding amount in february 2019	Average original maturity of outstanding amount	Average residual maturity of outstanding amount	Average original maturity of issues
		<i>of which subordinated medium term notes</i>	6	0	0	6		
CAISSE REGIONALE DE CREDIT AGRICOLE MUTUEL DE L'ANJOU ET DU MAINE	EUR	588,6	0,0	0,0	633,9	4 239	3 618	0
		<i>of which subordinated medium term notes</i>	162,5	0	0	162,5		
CAISSE REGIONALE DE CREDIT AGRICOLE MUTUEL DE NORMANDIE	EUR	475,0	0,0	0,0	475,0	5 373	1 128	0
CAISSE REGIONALE DE CREDIT AGRICOLE MUTUEL DE PARIS ET D'ILE DE FRANCE	EUR	184,9	0,0	0,0	184,9	3 325	649	0
		<i>of which subordinated medium term notes</i>	115,16	0	0	115,16		
CAISSE REGIONALE DE CREDIT AGRICOLE MUTUEL DES COTES-D'ARMOR	EUR	379,6	0,0	0,0	379,6	4 756	1 714	0
		<i>of which subordinated medium term notes</i>	0	0	0			
CAISSE REGIONALE DE CREDIT AGRICOLE MUTUEL DES SAVOIE	EUR	266,0	0,0	0,0	266,0	5 421	4 120	0
		<i>of which subordinated medium term notes</i>	198,23	0	0	198,23		
CAISSE REGIONALE DE CREDIT AGRICOLE MUTUEL DE TOURAINE ET DU POITOU	EUR	229,0	2,6	0,0	226,4	2 226	965	2 171
		<i>of which subordinated medium term notes</i>	144,9	0	0	144,9		
CAISSE REGIONALE DE CREDIT AGRICOLE MUTUEL D'ILLE ET VILAINE	EUR	124,3	0,0	0,0	124,3	945	616	0
CAISSE REGIONALE DE CREDIT AGRICOLE MUTUEL DU FINISTERE	EUR	146,7	0,0	-1,0	147,7	9 735	8 414	0
		<i>of which subordinated medium term notes</i>	0	0	0			
CAISSE REGIONALE DE CREDIT AGRICOLE MUTUEL DU LANGUEDOC	EUR	60,4	0,0	0,0	60,4	10 580	9 297	0
		<i>of which subordinated medium term notes</i>	56,11	0	0	56,11		
CAISSE REGIONALE DE CREDIT AGRICOLE MUTUEL DU MORBIHAN	EUR	230,0	0,0	0,0	230,0	5 320	785	0

MEDIUM TERM NOTES

III.2.1 Bank issuers

- Residents

amounts in millions, maturity in number of days

Issuer	Issue currency	Outstanding amount in march 2019	Issue amount in march 2019	Matured Debt in march 2019	Outstanding amount in february 2019	Average original maturity of outstanding amount	Average residual maturity of outstanding amount	Average original maturity of issues
CAISSE REGIONALE DE CREDIT AGRICOLE MUTUEL DU NORD EST	EUR	552,0	0,0	0,0	552,0	3 300	818	0
<i>of which subordinated medium term notes</i>		<i>193</i>	<i>0</i>	<i>0</i>	<i>193</i>			
CAISSE REGIONALE DE CREDIT AGRICOLE MUTUEL FRANCHE-COMTE	EUR	10,3	0,0	0,0	10,3	3 667	268	0
CAISSE REGIONALE DE CREDIT AGRICOLE MUTUEL NORD DE FRANCE	EUR	1 344,8	0,0	0,0	1 344,8	4 400	826	0
<i>of which subordinated medium term notes</i>		<i>305</i>	<i>0</i>	<i>0</i>	<i>305</i>			
CAISSE REGIONALE DE CREDIT AGRICOLE MUTUEL NORD MIDI PYRENEES	EUR	77,9	0,0	0,0	77,9	10 958	9 576	0
<i>of which subordinated medium term notes</i>		<i>77,93</i>	<i>0</i>	<i>0</i>	<i>77,93</i>			
CAISSE REGIONALE DE CREDIT AGRICOLE MUTUEL NORMANDIE-SEINE	EUR	120,0	0,0	-9,5	174,5	832	187	0
CAISSE REGIONALE DE CREDIT AGRICOLE MUTUEL PROVENCE COTE D'AZUR	EUR	3,3	0,0	0,0	3,3	24 414	821	0
CAISSE REGIONALE DE CREDIT AGRICOLE MUTUEL PYRENEES-GASCOGNE	EUR	250,0	0,0	0,0	280,0	2 432	859	0
CAISSE REGIONALE DE CREDIT AGRICOLE MUTUEL SUD-MEDITERRANEE	EUR	160,7	0,0	0,0	160,7	5 845	1 975	0
CAISSE REGIONALE DE CREDIT AGRICOLE MUTUEL SUD-RHONE-ALPES	EUR	228,8	1,9	0,0	226,9	5 245	3 340	4 749
<i>of which subordinated medium term notes</i>		<i>0</i>	<i>0</i>	<i>0</i>				
CAISSE REGIONALE DE CREDIT AGRICOLE MUTUEL TOULOUSE 31	EUR	92,3	0,0	0,0	92,3	1 233	861	0

MEDIUM TERM NOTES

III.2.1 Bank issuers

- Residents

amounts in millions, maturity in number of days

Issuer	Issue currency	Outstanding amount in march 2019	Issue amount in march 2019	Matured Debt in march 2019	Outstanding amount in february 2019	Average original maturity of outstanding amount	Average residual maturity of outstanding amount	Average original maturity of issues
CARREFOUR BANQUE	EUR	650,0	155,0	-160,0	655,0	728	448	626
COMPAGNIE DE FINANCEMENT FONCIER	EUR	150,0	0,0	0,0	150,0	5 478	342	0
CREDIT AGRICOLE CORPORATE AND INVESTMENT BANK	EUR	1 096,0	0,0	0,0	1 096,0	3 537	1 043	0
CREDIT AGRICOLE LEASING & FACTORING SA	EUR	200,0	0,0	0,0	200,0	731	399	0
CREDIT AGRICOLE S.A.	EUR	48,0	0,0	-18,0	66,0	8 218	3 050	0
CREDIT COOPERATIF	EUR	538,7	0,0	-6,2	545,3	3 306	652	0
CREDIT DU NORD	EUR	4 312,6	33,4	-53,0	4 332,5	1 490	390	3 653
CREDIT FONCIER ET COMMUNAL D'ALSACE et de LORRAINE-BANQUE	EUR	30,0	0,0	0,0	30,0	3 653	380	0
CREDIT INDUSTRIEL ET COMMERCIAL	EUR	1 014,2	0,4	0,0	1 063,8	619	108	1 463
CREDIT LYONNAIS	EUR	2 678,9	0,0	-150,0	2 828,9	1 036	562	0

MEDIUM TERM NOTES

III.2.1 Bank issuers

- Residents

amounts in millions, maturity in number of days

Issuer	Issue currency	Outstanding amount in march 2019	Issue amount in march 2019	Matured Debt in march 2019	Outstanding amount in february 2019	Average original maturity of outstanding amount	Average residual maturity of outstanding amount	Average original maturity of issues
CREDIT MUNICIPAL DE PARIS	EUR	10,0	0,0	-30,0	40,0	3 652	1 723	0
CREDIT MUTUEL ARKEA	EUR	129,5	1,0	0,0	128,5	4 648	1 753	3 653
DEXIA CREDIT LOCAL	EUR	80,0	0,0	0,0	80,0	5 478	320	0
DIAC SA	EUR	65,0	0,0	0,0	65,0	731	25	0
EDMOND DE ROTHSCHILD (FRANCE)	EUR	67,0	0,0	0,0	67,0	953	336	0
FINAMUR	EUR	40,0	0,0	0,0	40,0	730	312	0
FRANFINANCE	EUR	5,0	0,0	0,0	5,0	731	533	0
HSBC FRANCE	EUR	80,0	0,0	0,0	80,0	8 973	3 782	0
LIXXBAIL	EUR	40,0	0,0	0,0	40,0	730	312	0
LYONNAISE DE BANQUE	EUR	0,4	0,0	0,0	0,4	1 095	684	0

MEDIUM TERM NOTES

III.2.1 Bank issuers

- Residents

amounts in millions, maturity in number of days

Issuer	Issue currency	Outstanding amount in march 2019	Issue amount in march 2019	Matured Debt in march 2019	Outstanding amount in february 2019	Average original maturity of outstanding amount	Average residual maturity of outstanding amount	Average original maturity of issues
NATIXIS	EUR	649,5	60,0	0,0	624,6	4 054	1 795	3 752
ONEY BANK	EUR	490,0	0,0	0,0	490,0	965	585	0
ORANGE BANK	EUR	322,3	1,0	0,0	321,3	1 150	408	732
PSA BANQUE FRANCE	EUR	275,0	45,0	0,0	230,0	821	596	730
ROTHSCHILD MARTIN MAUREL	EUR	1,5	0,0	0,0	1,5	1 095	319	0
SOCIETE GENERALE	EUR	13 001,5	2 440,0	-20,0	12 981,5	1 797	1 076	535
SOCRAM BANQUE	EUR	110,0	0,0	-35,0	145,0	729	54	0
UNIFERGIE - Union pour le Financement des Economies d'Energie	EUR	40,0	0,0	0,0	40,0	730	312	0
Total Residents	Equivalent_EUR	46 528,1	2 958,7	-586,9	46 887,9	2 341	1 087	792
	<i>of which subordinated medium term notes</i>	<i>2 011,2</i>	<i>1,0</i>	<i>0,0</i>	<i>2 010,2</i>			

- Non residents located outside the Euro area

amounts in millions, maturity in number of days

MEDIUM TERM NOTES

III.2.1 Bank issuers

Issuer	Issue currency	Outstanding amount in march 2019	Issue amount in march 2019	Matured Debt in march 2019	Outstanding amount in february 2019	Average original maturity of outstanding amount	Average residual maturity of outstanding amount	Average original maturity of issues
BANK OF CHINA LIMITED Paris Branch	USD	15,0	0,0	0,0	15,0	1 826	1 226	0
	Equivalent_EUR	13,35	0	0	13,14	1 826	1 226	
BANQUE CALEDONIENNE D INVESTISSEMENT	EUR	245,6	25,0	0,0	220,6	1 154	710	1 858
	USD	5,0	0,0	0,0	5,0	367	309	0
	Equivalent_EUR	250,04	25	0	224,97	1 140	703	0
	<i>of which secured medium term notes</i>		70	25	0	45		
Total Non residents located outside the Euro area	Equivalent_EUR	263,4	25,0	0,0	238,1	1 175	729	1858
	<i>of which secured medium term notes</i>		70,0	25,0	0,0	45,0		

MEDIUM TERM NOTES

III.2.2 Others financial issuers excluding asset backed securities issuers

- Residents

amounts in millions, maturity in number of days

Issuer	Issue currency	Outstanding amount in march 2019	Issue amount in march 2019	Matured Debt in march 2019	Outstanding amount in february 2019	Average original maturity of outstanding amount	Average residual maturity of outstanding amount	Average original maturity of issues
EXANE	EUR	100,0	0,0	0,0	100,0	1 094	12	
EXANE	USD	100,0	0,0	0,0	100,0	1 096	491	
	Equivalent_EUR	189,01	0	0	187,6	1 095	238	
Total Residents	Equivalent_EUR	189,0	0,0	0,0	187,6	1 095	238	

MEDIUM TERM NOTES

III.2.3 Others financial issuers

- Residents

amounts in millions, maturity in number of days

Issuer	Issue currency	Outstanding amount in march 2019	Issue amount in march 2019	Matured Debt in march 2019	Outstanding amount in february 2019	Average original maturity of outstanding amount	Average residual maturity of outstanding amount	Average original maturity of issues
NATIXIS LOAN FUNDING	EUR	380,1	0,0	0,0	380,1	2 513	815	0
Total Residents	Equivalent_EUR	380,1	0,0	0,0	380,1	2 513	815	0

MEDIUM TERM NOTES

III.2.4 Non financial issuers

- Residents

amounts in millions, maturity in number of days

Issuer	Issue currency	Outstanding amount in march 2019	Issue amount in march 2019	Matured Debt in march 2019	Outstanding amount in february 2019	Average original maturity of outstanding amount	Average residual maturity of outstanding amount	Average original maturity of issues
ATOS SE	EUR	80,0	0,0	0,0	80,0	731	451	0
CDC HABITAT	EUR	135,0	15,0	0,0	120,0	3 923	3 806	7 305
COVIVIO	EUR	197,0	0,0	0,0	197,0	453	88	0
CREDIT AGRICOLE CIB FINANCIAL SOLUTIONS	EUR	95,0	0,0	0,0	95,0	2 988	2 927	0
EIFFAGE	EUR	66,3	11,5	0,0	54,8	729	685	730
FROMAGERIES BEL SA	EUR	50,0	0,0	0,0	50,0	1 417	1 279	0
LAGARDERE SCA	EUR	18,7	0,0	0,0	18,7	730	136	0
SAFRAN	EUR	145,0	0,0	0,0	145,0	732	371	0
SEB S.A.	EUR	221,5	116,5	0,0	105,0	1 489	1 456	1 985
SOPRA STERIA GROUP	EUR	99,0	0,0	0,0	99,0	1 003	596	0
UNIBAIL- RODAMCO SE	EUR	222,0	0,0	0,0	222,0	731	394	0
Total Residents	Equivalent_EUR	1 329,5	143,0	0,0	1 186,5	1 348	1 113	2 442

- Non residents located in Euro area (excluding France)

amounts in millions, maturity in number of days

Issuer	Issue currency	Outstanding amount in march 2019	Issue amount in march 2019	Matured Debt in march 2019	Outstanding amount in february 2019	Average original maturity of outstanding amount	Average residual maturity of outstanding amount	Average original maturity of issues
ECONOCOM GROUP SE	EUR	58,0	0,0	0,0	58,0	711	295	0
Total Non residents located in Euro area (excluding France)	Equivalent_EUR	58,0	0,0	0,0	58,0	711	295	0

MEDIUM TERM NOTES

III.2.5 Public issuers

- Residents

amounts in millions, maturity in number of days

Issuer	Issue currency	Outstanding amount in march 2019	Issue amount in march 2019	Matured Debt in march 2019	Outstanding amount in february 2019	Average original maturity of outstanding amount	Average residual maturity of outstanding amount	Average original maturity of issues
CAISSE D'AMORTISSEMENT DE LA DETTE SOCIALE	EUR	264,0	0,0	0,0	264,0	4 929	2 411	0
UNEDIC	EUR	5 850,0	0,0	0,0	5 850,0	1 892	836	0
Total Residents	Equivalent_EUR	6 114,0	0,0	0,0	6 114,0	2 023	904	0