

## MEDIUM TERM NOTES

### III. Medium Term Notes in december 2018

#### III.1. Overview

- III.1.1. Breakdown of outstanding amounts and issues by issue's currency (by issuers category)
- III.1.2. Breakdown of outstanding amounts and issues by rating (by issuers category)
- III.1.3. Breakdown of outstanding amounts and issues by maturity (by issuers category)
- III.1.4. Breakdown of outstanding amounts and issues by interest rate category (by issuers category)

#### III.2. List of issuers of Medium Term Notes at 31/12/2018 : outstanding amounts and transactions by issuers category and by geographical area

## MEDIUM TERM NOTES

### III.1. Overview

#### III.1.1. Breakdown of outstanding amounts and issues by issue's currency (by issuers category)

*millions of units*

	Outstanding amount in december 2018	Issue amount in december 2018	Matured Debt in december 2018	Outstanding amount in november 2018	Number of issuers in december 2018
<b>Bank issuers</b>					
EUR	46 803,4	2 861,0	- 1 355,2	48 413,5	27
USD	523,4	0,0	0,0	523,4	0
<b>EUR Equivalent</b>	<b>47 260,6</b>	<b>2 861,0</b>	<b>- 1 355,2</b>	<b>48 874,3</b>	
<i>of which secured Medium Term Notes</i>	<i>45,0</i>	<i>0,0</i>	<i>0,0</i>	<i>45,0</i>	
<b>Others financial issuers</b>					
<b>Excluding asset backed securities issuers</b>					
EUR	100,0	0,0	0,0	100,0	0
USD	100,0	0,0	0,0	100,0	0
<b>EUR Equivalent</b>	<b>187,3</b>	<b>0,0</b>	<b>0,0</b>	<b>188,0</b>	
<b>Asset backed securities issuers</b>					
EUR	380,1	0,0	0,0	380,1	0
<b>EUR Equivalent</b>	<b>380,1</b>	<b>0,0</b>	<b>0,0</b>	<b>380,1</b>	
<b>Total financial issuers (a)</b>	<b>47 828,0</b>	<b>2 861,0</b>	<b>- 1 355,2</b>	<b>49 442,4</b>	

## MEDIUM TERM NOTES

### III.1.1 Breakdown of outstanding amounts and issues by issue's currency (by issuers category) - next

millions of units

	Outstanding amount in december 2018	Issue amount in december 2018	Matured Debt in december 2018	Outstanding amount in november 2018	Number of issuers in december 2018
<b>Non financial issuers</b>					
EUR	979,7	43,0	0,0	936,7	3
<b>EUR Equivalent</b>	<b>979,7</b>	<b>43,0</b>	<b>0,0</b>	<b>936,7</b>	
<b>Public issuers</b>					
EUR	6 114,0	0,0	0,0	6 114,0	0
<b>EUR Equivalent</b>	<b>6 114,0</b>	<b>0,0</b>	<b>0,0</b>	<b>6 114,0</b>	
<b>Total non-financial and public issuers (b)</b>	<b>7 093,7</b>	<b>43,0</b>	<b>0,0</b>	<b>7 050,7</b>	
<b>Total medium-term market (a)+(b)</b>	<b>54 921,7</b>	<b>2 904,0</b>	<b>- 1 355,2</b>	<b>56 493,1</b>	

## MEDIUM TERM NOTES

### III.1.2. Breakdown of outstanding amounts and issues by rating\* (by issuers category)

*millions of units*

	Outstanding amount in december 2018	Issue amount in december 2018	Matured Debt in december 2018	Outstanding amount in november 2018	Number of issuers in december 2018
<b>Bank issuers</b>	<b>47 260,6</b>	<b>2 861,0</b>	<b>- 1 355,2</b>	<b>48 874,3</b>	<b>27</b>
Class 1	150,0	0,0	0,0	150,0	0
Class 2	1 367,8	10,0	- 5,0	1 375,3	1
Class 3	36 856,7	2 712,1	- 1 131,8	38 298,1	13
Class 4	2 124,0	10,0	- 150,0	2 264,0	1
Unrated	6 762,0	128,9	- 68,5	6 786,8	12
<b>Others financial issuers</b>					
<b>Excluding asset backed securities issuers</b>	<b>187,3</b>	<b>0,0</b>	<b>0,0</b>	<b>188,0</b>	<b>0</b>
Unrated	187,3	0,0	0,0	188,0	0
<b>Asset backed securities issuers</b>	<b>380,1</b>	<b>0,0</b>	<b>0,0</b>	<b>380,1</b>	<b>0</b>
Class 3	380,1	0,0	0,0	380,1	0
<b>Total financial issuers (a)</b>	<b>47 828,0</b>	<b>2 861,0</b>	<b>- 1 355,2</b>	<b>49 442,4</b>	<b>27</b>

\* The rating classes are defined in the methodological note related to statistical reviews.

## MEDIUM TERM NOTES

### III.1.2. Breakdown of outstanding amounts and issues by rating\* (by issuers category) - next

millions of units

	Outstanding amount in december 2018	Issue amount in december 2018	Matured Debt in december 2018	Outstanding amount in november 2018	Number of issuers in december 2018
<b>Non financial issuers</b>	<b>979,7</b>	<b>43,0</b>	<b>0,0</b>	<b>936,7</b>	<b>3</b>
Class 2	80,0	0,0	0,0	80,0	0
Class 3	222,0	0,0	0,0	222,0	0
Unrated	677,7	43,0	0,0	634,7	3
<b>Public issuers</b>	<b>6 114,0</b>	<b>0,0</b>	<b>0,0</b>	<b>6 114,0</b>	<b>0</b>
Class 2	5 850,0	0,0	0,0	5 850,0	0
Unrated	264,0	0,0	0,0	264,0	0
<b>Total non-financial and public issuers (b)</b>	<b>7 093,7</b>	<b>43,0</b>	<b>0,0</b>	<b>7 050,7</b>	<b>3</b>
<b>Total medium-term market (a)+(b)</b>	<b>54 921,7</b>	<b>2 904,0</b>	<b>- 1 355,2</b>	<b>56 493,1</b>	<b>30</b>

\* The rating classes are defined in the methodological note related to statistical publications reviews.

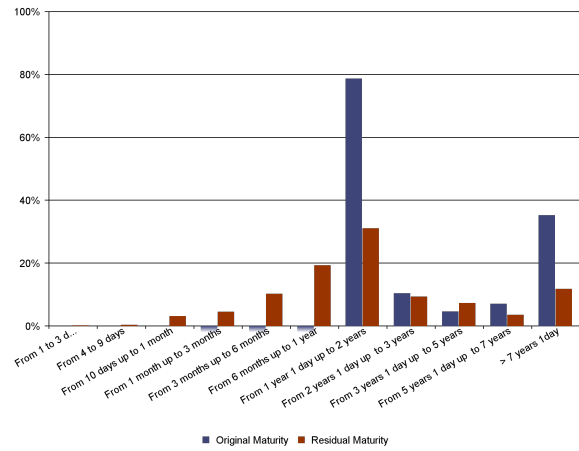
## MEDIUM TERM NOTES

### III.1.3. Breakdown of outstanding amounts and issues by maturity (by issuers category)

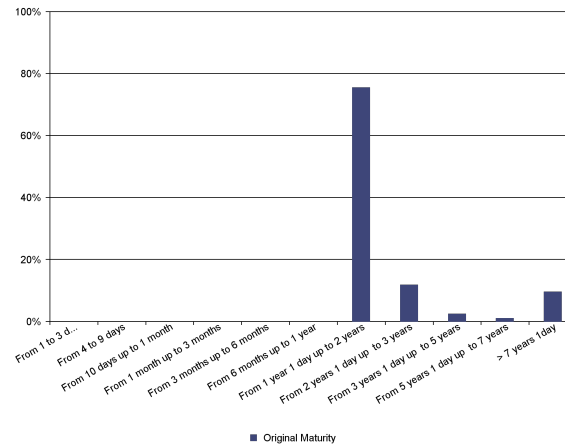
#### Bank issuers

all currencies

Breakdown of outstanding amounts  
by original maturity and residual maturity at 31/12/2018 (in %)



Breakdown of issues by original maturity  
at 31/12/2018 (in %)



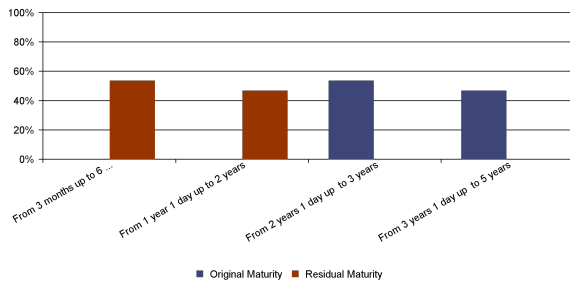
## MEDIUM TERM NOTES

all currencies

**Breakdown of outstanding amounts  
by original maturity and residual maturity at 31/12/2018 (in %)**

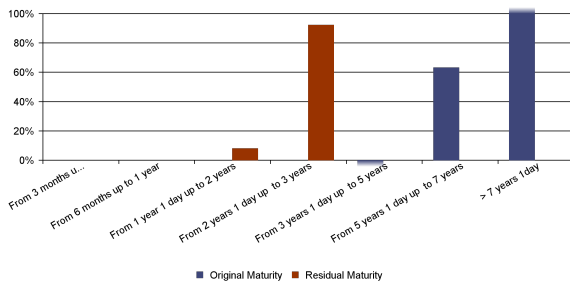
**Breakdown of issues by original maturity  
at 31/12/2018 (in %)**

### Excluding asset backed securities issuers



No issue

### Asset backed securities issuers



No issue

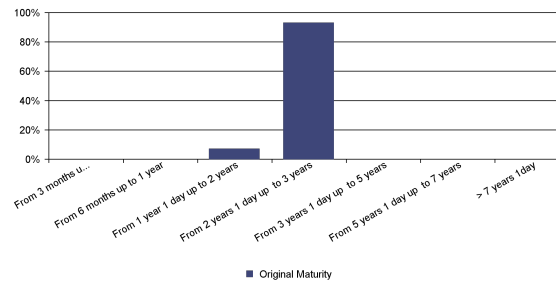
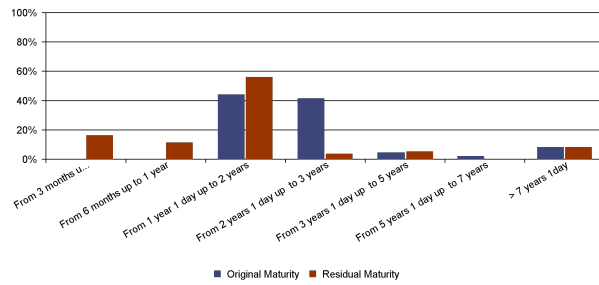
## MEDIUM TERM NOTES

all currencies

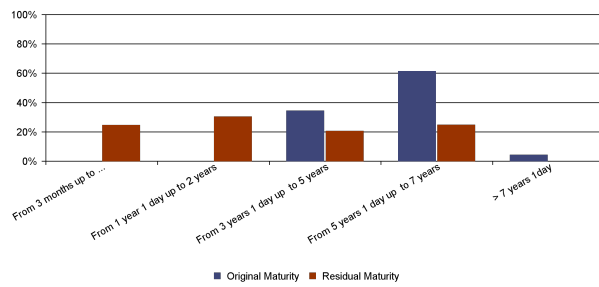
**Breakdown of outstanding amounts  
by original maturity and residual maturity at 31/12/2018 (in %)**

**Breakdown of issues by original maturity  
at 31/12/2018 (in %)**

### Non financial issuers



### Public issuers



No issue



## MEDIUM TERM NOTES

### III.1.4. Breakdown of outstanding amounts and issues by interest rate category (by issuers category)

	Financial banking issuers	Others financial issuers		Non financial issuers	Public issuers
		Excluding asset backed securities issuers	Asset backed securities issuers		
Fixed	7,9%	0,0%	0,0%	7,0%	0,0%
Structured	12,8%	0,0%	0,0%	0,0%	0,0%
Variable or adjustable	79,3%	0,0%	0,0%	93,0%	0,0%
<b>All maturities</b>	<b>100,0%</b>	<b>0,0%</b>	<b>0,0%</b>	<b>100,0%</b>	<b>0,0%</b>

## MEDIUM TERM NOTES

### III.2. List of issuers of Medium Term Notes at 31/12/2018 : outstanding amounts and transactions by issuers category and by geographical area

#### III.2.1 Bank issuers

##### - Residents

amounts in millions, maturity in number of days

Issuer	Issue currency	Outstanding amount in december 2018	Issue amount in december 2018	Matured Debt in december 2018	Outstanding amount in november 2018	Average original maturity of outstanding amount	Average residual maturity of outstanding amount	Average original maturity of issues
ALLIANZ BANQUE	EUR	232,0	10,0	-5,0	237,0	1 198	431	1 096
ARKEA BANQUE ENTREPRISES ET INSTITUTIONNELS	EUR	0,0	0,0	0,0	0,0			0
AUXIFIP	EUR	40,0	0,0	0,0	40,0	730	402	0
AXA BANQUE	EUR	1 981,9	50,0	-20,0	2 026,8	2 581	1 367	2 557
AXA BANQUE FINANCEMENT	EUR	36,0	0,0	0,0	36,0	831	129	0
BANQUE CIC NORD OUEST	EUR	32,2	3,5	0,0	28,7	2 108	1 490	1 776
BANQUE CIC OUEST	EUR	4,1	0,0	0,0	4,1	5 254	1 292	0
BANQUE CIC SUD OUEST	EUR	154,3	0,0	-3,1	158,9	3 702	385	0
BANQUE EDEL S.N.C	EUR	369,9	1,0	-2,0	370,9	672	268	456
BANQUE EUROPEENNE DU CREDIT MUTUEL	EUR	11,2	0,0	0,0	11,2	3 156	2 274	0

## MEDIUM TERM NOTES

### III.2.1 Bank issuers

#### - Residents

amounts in millions, maturity in number of days

Issuer	Issue currency	Outstanding amount in december 2018	Issue amount in december 2018	Matured Debt in december 2018	Outstanding amount in november 2018	Average original maturity of outstanding amount	Average residual maturity of outstanding amount	Average original maturity of issues
BANQUE FEDERATIVE DU CREDIT MUTUEL	EUR	2 507,6	10,0	-20,0	3 029,6	822	224	2 192
	USD	125,0	0,0	0,0	125,0	368	105	0
	Equivalent_EUR	2 616,76	10	-20	3 139,63	803	219	74 847
BANQUE PALATINE	EUR	15,8	0,0	0,0	15,8	1 859	559	0
BANQUE POPULAIRE ALSACE LORRAINE CHAMPAGNE	EUR	168,7	3,9	0,0	165,2	3 743	1 248	2 875
BANQUE POPULAIRE AQUITAINE CENTRE ATLANTIQUE	EUR	66,0	0,0	0,0	66,0	2 573	1 385	0
BANQUE POPULAIRE AUVERGNE RHONE ALPES	EUR	41,2	0,0	0,0	41,5	4 659	645	0
BANQUE POPULAIRE BOURGOGNE FRANCHE-COMTE	EUR	68,4	0,0	-3,3	71,7	4 335	836	0
BANQUE POPULAIRE DU NORD	EUR	0,5	0,0	0,0	0,5	1 769	243	0
BANQUE POPULAIRE DU SUD	EUR	12,8	0,0	0,0	12,8	3 554	1 230	0
BANQUE POPULAIRE GRAND OUEST	EUR	147,3	0,5	-1,6	148,4	952	584	1 826
BANQUE POPULAIRE MEDITERRANEE	EUR	105,0	0,0	0,0	105,0	1 571	802	0

## MEDIUM TERM NOTES

### III.2.1 Bank issuers

- Residents

*amounts in millions, maturity in number of days*

Issuer	Issue currency	Outstanding amount in december 2018	Issue amount in december 2018	Matured Debt in december 2018	Outstanding amount in november 2018	Average original maturity of outstanding amount	Average residual maturity of outstanding amount	Average original maturity of issues
BANQUE POPULAIRE RIVES DE PARIS	EUR	334,7	25,0	-25,0	334,7	1 165	155	368
BANQUE POPULAIRE VAL DE FRANCE	EUR	628,7	3,7	-13,5	643,7	1 560	527	1 826
BANQUE TRANSATLANTIQUE	EUR	1,0	0,0	0,0	1,0	3 651	774	0
BNP PARIBAS	EUR	548,3	13,2	-1,0	595,4	4 872	2 092	1 682
	USD	25,9	0,0	0,0	25,9	1 156	854	0
	Equivalent_EUR	570,89	<b>13,18</b>	<b>-1</b>	<b>618,19</b>	<b>4 725</b>	<b>2 043</b>	<b>50 746</b>
BPCE	EUR	558,5	0,0	0,0	558,5	3 222	617	0
BPIFRANCE FINANCEMENT	EUR	399,0	0,0	0,0	399,0	1 258	775	0
	USD	335,0	0,0	0,0	335,0	731	644	0
	Equivalent_EUR	691,58	<b>0</b>	<b>0</b>	<b>693,92</b>	<b>1 035</b>	<b>719</b>	
BRED-BANQUE POPULAIRE	EUR	149,4	0,0	-0,3	149,8	982	442	0
	USD	2,5	0,0	0,0	2,5	1 095	392	0
	Equivalent_EUR	151,63	<b>0</b>	<b>-0,33</b>	<b>151,98</b>	<b>983</b>	<b>441</b>	
BTP BANQUE	EUR	19,9	0,0	0,0	22,9	2 083	456	0
CA CONSUMER FINANCE	EUR	2 604,5	80,0	-310,0	2 834,5	897	311	731

## MEDIUM TERM NOTES

### III.2.1 Bank issuers

#### - Residents

Issuer	Issue currency	Outstanding amount in december 2018	Issue amount in december 2018	Matured Debt in december 2018	Outstanding amount in november 2018	<i>amounts in millions, maturity in number of days</i>		
						Average original maturity of outstanding amount	Average residual maturity of outstanding amount	Average original maturity of issues
CAISSE CENTRALE DU CREDIT IMMOBILIER DE FRANCE - 3CIF	EUR	50,0	0,0	0,0	50,0	7 305	1 952	0
CAISSE D'EPARGNE ET DE PREVOYANCE DE BOURGOGNE FRANCHE-COMTE	EUR	1,0	1,0	0,0	0,0	731	721	731
CAISSE D'EPARGNE ET DE PREVOYANCE HAUTS DE FRANCE	EUR	0,0	0,0	0,0	0,0			0
CAISSE D'EPARGNE ET DE PREVOYANCE LOIRE-CENTRE	EUR	0,5	0,0	0,0	0,5	1 826	1 212	0
CAISSE DES DEPOTS ET CONSIGNATIONS	EUR	386,8	0,0	0,0	386,8	8 362	6 951	0
	USD	20,0	0,0	0,0	20,0	10 957	10 279	0
	Equivalent_EUR	404,25	0	0	404,39	8 475	7 095	
CAISSE FEDERALE DU CREDIT MUTUEL MAINE-ANJOU ET BASSE-NORMANDIE	EUR	256,8	0,0	-25,0	281,8	2 252	1 072	0
CAISSE FEDERALE DU CREDIT MUTUEL NORD EUROPE	EUR	241,0	0,0	0,0	241,0	3 193	616	0
CAISSE FEDERALE DU CREDIT MUTUEL OCEAN	EUR	259,4	2,8	0,0	256,6	1 985	539	1 501
CAISSE REGIONALE DE CREDIT AGRICOLE MUTUEL ALSACE VOSGES	EUR	41,7	0,0	0,0	41,7	2 653	1 508	0
		<i>of which subordinated medium term notes</i>	41,66	0	0	41,66		
CAISSE REGIONALE DE CREDIT AGRICOLE MUTUEL ATLANTIQUE VENDEE	EUR	552,6	0,3	0,0	552,3	6 540	5 197	1 826
		<i>of which subordinated medium term notes</i>	0	0	0			

## MEDIUM TERM NOTES

### III.2.1 Bank issuers

#### - Residents

*amounts in millions, maturity in number of days*

Issuer	Issue currency	Outstanding amount in december 2018	Issue amount in december 2018	Matured Debt in december 2018	Outstanding amount in november 2018	Average original maturity of outstanding amount	Average residual maturity of outstanding amount	Average original maturity of issues
CAISSE REGIONALE DE CREDIT AGRICOLE MUTUEL BRIE PICARDIE	EUR	53,2	0,8	0,0	52,4	1 846	932	1 826
CAISSE REGIONALE DE CREDIT AGRICOLE MUTUEL CENTRE-EST	EUR	332,6	50,0	0,0	332,6	5 688	1 243	1 261
CAISSE REGIONALE DE CREDIT AGRICOLE MUTUEL CENTRE LOIRE	EUR	264,0	2,6	0,0	261,7	1 831	515	1 482
<i>of which subordinated medium term notes</i>		<i>242,67</i>	<i>0</i>	<i>0</i>	<i>242,97</i>			
CAISSE REGIONALE DE CREDIT AGRICOLE MUTUEL CHARENTE MARITIME DEUX SEVRES	EUR	77,4	0,0	0,0	77,4	1 858	940	0
<i>of which subordinated medium term notes</i>		<i>57,75</i>	<i>0</i>	<i>0</i>	<i>57,75</i>			
CAISSE REGIONALE DE CREDIT AGRICOLE MUTUEL CHARENTE PERIGORD	EUR	191,1	0,0	-18,0	209,1	1 487	534	0
CAISSE REGIONALE DE CREDIT AGRICOLE MUTUEL D'ALPES-PROVENCE	EUR	211,6	0,0	0,0	211,6	8 704	1 769	0
CAISSE REGIONALE DE CREDIT AGRICOLE MUTUEL D'AQUITAINE	EUR	387,1	0,0	-21,0	408,1	3 797	500	0
<i>of which subordinated medium term notes</i>		<i>34,05</i>	<i>0</i>	<i>0</i>	<i>34,05</i>			
CAISSE REGIONALE DE CREDIT AGRICOLE MUTUEL DE CENTRE FRANCE	EUR	109,3	2,6	-2,1	108,7	8 358	7 289	10 780
<i>of which subordinated medium term notes</i>		<i>65,69</i>	<i>0</i>	<i>0</i>	<i>65,69</i>			
CAISSE REGIONALE DE CREDIT AGRICOLE MUTUEL DE CHAMPAGNE-BOURGOGNE	EUR	120,4	0,0	0,0	120,4	10 958	9 672	0
<i>of which subordinated medium term notes</i>		<i>120,36</i>	<i>0</i>	<i>0</i>	<i>120,36</i>			
CAISSE REGIONALE DE CREDIT AGRICOLE MUTUEL DE LA GUADELOUPE	EUR	6,5	0,0	0,0	6,5	10 958	9 713	0
<i>of which subordinated medium term notes</i>		<i>6</i>	<i>0</i>	<i>0</i>	<i>6</i>			

## MEDIUM TERM NOTES

### III.2.1 Bank issuers

#### - Residents

*amounts in millions, maturity in number of days*

Issuer	Issue currency	Outstanding amount in december 2018	Issue amount in december 2018	Matured Debt in december 2018	Outstanding amount in november 2018	Average original maturity of outstanding amount	Average residual maturity of outstanding amount	Average original maturity of issues
CAISSE REGIONALE DE CREDIT AGRICOLE MUTUEL DE L'ANJOU ET DU MAINE	EUR	552,9	0,0	-32,0	584,9	4 317	3 750	0
<i>of which subordinated medium term notes</i>		<i>162,5</i>	<i>0</i>	<i>0</i>	<i>162,5</i>			
CAISSE REGIONALE DE CREDIT AGRICOLE MUTUEL DE NORMANDIE	EUR	475,0	0,0	0,0	475,0	5 373	1 218	0
CAISSE REGIONALE DE CREDIT AGRICOLE MUTUEL DE PARIS ET D'ILE DE FRANCE	EUR	184,9	0,0	0,0	184,9	3 378	739	0
<i>of which subordinated medium term notes</i>		<i>115,16</i>	<i>0</i>	<i>0</i>	<i>115,16</i>			
CAISSE REGIONALE DE CREDIT AGRICOLE MUTUEL DES COTES-D'ARMOR	EUR	379,6	0,0	0,0	379,6	4 756	1 803	0
<i>of which subordinated medium term notes</i>		<i>0</i>	<i>0</i>	<i>0</i>				
CAISSE REGIONALE DE CREDIT AGRICOLE MUTUEL DES SAVOIE	EUR	264,7	5,7	0,0	259,4	5 417	4 200	5 479
<i>of which subordinated medium term notes</i>		<i>198,83</i>	<i>0</i>	<i>0</i>	<i>199,28</i>			
CAISSE REGIONALE DE CREDIT AGRICOLE MUTUEL DE TOURAINE ET DU POITOU	EUR	223,7	0,0	0,0	223,7	1 887	693	0
<i>of which subordinated medium term notes</i>		<i>176,32</i>	<i>0</i>	<i>0</i>	<i>176,32</i>			
CAISSE REGIONALE DE CREDIT AGRICOLE MUTUEL D'ILLE ET VILAINE	EUR	99,3	0,0	0,0	99,3	815	502	0
CAISSE REGIONALE DE CREDIT AGRICOLE MUTUEL DU FINISTERE	EUR	139,3	0,0	0,0	139,3	9 670	8 361	0
<i>of which subordinated medium term notes</i>		<i>0</i>	<i>0</i>	<i>0</i>				
CAISSE REGIONALE DE CREDIT AGRICOLE MUTUEL DU LANGUEDOC	EUR	60,4	0,0	0,0	60,4	10 580	9 387	0
<i>of which subordinated medium term notes</i>		<i>56,11</i>	<i>0</i>	<i>0</i>	<i>56,11</i>			
CAISSE REGIONALE DE CREDIT AGRICOLE MUTUEL DU MORBIHAN	EUR	230,0	0,0	0,0	230,0	5 320	875	0

## MEDIUM TERM NOTES

### III.2.1 Bank issuers

#### - Residents

*amounts in millions, maturity in number of days*

Issuer	Issue currency	Outstanding amount in december 2018	Issue amount in december 2018	Matured Debt in december 2018	Outstanding amount in november 2018	Average original maturity of outstanding amount	Average residual maturity of outstanding amount	Average original maturity of issues
CAISSE REGIONALE DE CREDIT AGRICOLE MUTUEL DU NORD EST	EUR	486,5	0,0	0,0	486,5	3 558	834	0
<i>of which subordinated medium term notes</i>		<i>193</i>	<i>0</i>	<i>0</i>	<i>193</i>			
CAISSE REGIONALE DE CREDIT AGRICOLE MUTUEL FRANCHE-COMTE	EUR	10,3	0,0	0,0	10,3	3 667	357	0
CAISSE REGIONALE DE CREDIT AGRICOLE MUTUEL NORD DE FRANCE	EUR	1 344,8	257,2	-50,0	1 337,5	4 400	916	1 286
<i>of which subordinated medium term notes</i>		<i>305</i>	<i>0</i>	<i>-50</i>	<i>355</i>			
CAISSE REGIONALE DE CREDIT AGRICOLE MUTUEL NORD MIDI PYRENEES	EUR	77,9	0,0	0,0	77,9	10 958	9 666	0
<i>of which subordinated medium term notes</i>		<i>77,93</i>	<i>0</i>	<i>0</i>	<i>77,93</i>			
CAISSE REGIONALE DE CREDIT AGRICOLE MUTUEL NORMANDIE-SEINE	EUR	174,5	0,0	0,0	174,5	607	225	0
CAISSE REGIONALE DE CREDIT AGRICOLE MUTUEL PROVENCE COTE D'AZUR	EUR	103,3	0,0	0,0	103,3	1 485	471	0
CAISSE REGIONALE DE CREDIT AGRICOLE MUTUEL PYRENEES-GASCOGNE	EUR	213,0	0,0	-15,0	228,0	2 431	686	0
CAISSE REGIONALE DE CREDIT AGRICOLE MUTUEL SUD-MEDITERRANEE	EUR	158,6	0,0	0,0	158,6	5 778	1 947	0
CAISSE REGIONALE DE CREDIT AGRICOLE MUTUEL SUD-RHONE-ALPES	EUR	226,9	1,4	0,0	225,5	5 249	3 418	4 748
<i>of which subordinated medium term notes</i>		<i>0</i>	<i>0</i>	<i>0</i>				
CAISSE REGIONALE DE CREDIT AGRICOLE MUTUEL TOULOUSE 31	EUR	62,9	0,0	0,0	62,9	1 117	502	0



## MEDIUM TERM NOTES

### III.2.1 Bank issuers

#### - Residents

*amounts in millions, maturity in number of days*

Issuer	Issue currency	Outstanding amount in december 2018	Issue amount in december 2018	Matured Debt in december 2018	Outstanding amount in november 2018	Average original maturity of outstanding amount	Average residual maturity of outstanding amount	Average original maturity of issues
CARREFOUR BANQUE	EUR	535,0	0,0	0,0	535,0	780	150	0
COMPAGNIE DE FINANCEMENT FONCIER	EUR	150,0	0,0	0,0	150,0	5 478	432	0
CREDIT AGRICOLE CORPORATE AND INVESTMENT BANK	EUR	1 096,5	0,0	0,0	1 096,5	3 561	1 132	0
CREDIT AGRICOLE LEASING & FACTORING SA	EUR	200,0	43,0	0,0	157,0	731	489	731
CREDIT AGRICOLE S.A.	EUR	76,0	0,0	-1,0	77,0	6 680	2 007	0
CREDIT COOPERATIF	EUR	548,8	1,0	-2,4	551,0	3 272	731	2 557
CREDIT DU NORD	EUR	5 632,0	0,0	-361,0	5 995,0	1 329	343	0
CREDIT FONCIER ET COMMUNAL D'ALSACE et de LORRAINE-BANQUE	EUR	30,0	0,0	0,0	30,0	3 653	470	0
CREDIT INDUSTRIEL ET COMMERCIAL	EUR	1 097,6	0,0	0,0	1 147,6	760	186	0
CREDIT LYONNAIS	EUR	2 571,4	0,0	-167,0	2 738,7	1 062	617	0

## MEDIUM TERM NOTES

### III.2.1 Bank issuers

#### - Residents

*amounts in millions, maturity in number of days*

Issuer	Issue currency	Outstanding amount in december 2018	Issue amount in december 2018	Matured Debt in december 2018	Outstanding amount in november 2018	Average original maturity of outstanding amount	Average residual maturity of outstanding amount	Average original maturity of issues
CREDIT MUNICIPAL DE PARIS	EUR	40,0	0,0	0,0	40,0	2 283	506	0
CREDIT MUTUEL ARKEA	EUR	126,7	0,0	0,0	126,7	4 661	1 773	0
DEXIA CREDIT LOCAL	EUR	80,0	0,0	0,0	80,0	5 478	410	0
DIAC SA	EUR	65,0	0,0	0,0	65,0	731	115	0
EDMOND DE ROTHSCHILD (FRANCE)	EUR	67,0	0,0	0,0	67,0	953	425	0
FINAMUR	EUR	40,0	0,0	0,0	40,0	730	402	0
FRANFINANCE	EUR	5,0	0,0	0,0	5,0	731	623	0
HSBC FRANCE	EUR	80,0	0,0	0,0	80,0	8 973	3 872	0
LIXXBAIL	EUR	40,0	0,0	0,0	40,0	730	402	0
LYONNAISE DE BANQUE	EUR	0,4	0,0	0,0	0,4	1 095	774	0
NATIXIS	EUR	706,9	60,0	0,0	692,4	3 818	1 666	3 741

## MEDIUM TERM NOTES

### III.2.1 Bank issuers

#### - Residents

*amounts in millions, maturity in number of days*

Issuer	Issue currency	Outstanding amount in december 2018	Issue amount in december 2018	Matured Debt in december 2018	Outstanding amount in november 2018	Average original maturity of outstanding amount	Average residual maturity of outstanding amount	Average original maturity of issues
ONEY BANK	EUR	530,0	0,0	-50,0	580,0	947	626	0
ORANGE BANK	EUR	298,3	0,0	0,0	298,3	1 184	476	0
PSA BANQUE FRANCE	EUR	196,0	10,0	-50,0	236,0	854	638	731
ROTHSCHILD MARTIN MAUREL	EUR	1,5	0,0	0,0	1,5	1 095	409	0
SOCIETE GENERALE	EUR	11 909,0	2 190,0	-156,0	11 975,0	1 904	1 126	592
SOCRAM BANQUE	EUR	170,0	0,0	0,0	170,0	714	117	0
UNIFERGIE - Union pour le Financement des Economies d'Energie	EUR	40,0	0,0	0,0	40,0	730	402	0
<b>Total Residents</b>	<b>Equivalent_EUR</b>	<b>47 026,9</b>	<b>2 829,0</b>	<b>-1 355,2</b>	<b>48 672,5</b>	<b>2 307</b>	<b>1 052</b>	<b>816</b>
	<i>of which subordinated medium term notes</i>	<i>1 944,7</i>	<i>257,9</i>	<i>- 50,0</i>	<i>1 936,8</i>			

#### - Non residents located outside the Euro area

*amounts in millions, maturity in number of days*

## MEDIUM TERM NOTES

### III.2.1 Bank issuers

Issuer	Issue currency	Outstanding amount in december 2018	Issue amount in december 2018	Matured Debt in december 2018	Outstanding amount in november 2018	Average original maturity of outstanding amount	Average residual maturity of outstanding amount	Average original maturity of issues
BANK OF CHINA LIMITED Paris Branch	USD	15,0	0,0	0,0	15,0	1 826	1 316	0
	Equivalent_EUR	13,1	0	0	13,21	1 826	1 316	
BANQUE CALEDONIENNE D INVESTISSEMENT	EUR	220,6	32,0	0,0	188,6	1 075	672	477
	<i>of which secured medium term notes</i>	45	0	0	45			
<b>Total Non residents located outside the Euro area</b>	<b>Equivalent_EUR</b>	<b>233,7</b>	<b>32,0</b>	<b>0,0</b>	<b>201,8</b>	<b>1 117</b>	<b>708</b>	<b>477</b>
	<i>of which secured medium term notes</i>	45,0	32,0	0,0	45,0			

## MEDIUM TERM NOTES

### III.2.2 Others financial issuers excluding asset backed securities issuers

#### - Residents

*amounts in millions, maturity in number of days*

Issuer	Issue currency	Outstanding amount in december 2018	Issue amount in december 2018	Matured Debt in december 2018	Outstanding amount in november 2018	Average original maturity of outstanding amount	Average residual maturity of outstanding amount	Average original maturity of issues
EXANE	EUR	100,0	0,0	0,0	100,0	1 094	102	
EXANE	USD	100,0	0,0	0,0	100,0	1 096	581	
	Equivalent_EUR	187,34	0	0	188,04	1 095	325	
<b>Total Residents</b>	<b>Equivalent_EUR</b>	<b>187,3</b>	<b>0,0</b>	<b>0,0</b>	<b>188,0</b>	<b>1 095</b>	<b>325</b>	

## MEDIUM TERM NOTES

### III.2.3 Others financial issuers

- Residents

*amounts in millions, maturity in number of days*

Issuer	Issue currency	Outstanding amount in december 2018	Issue amount in december 2018	Matured Debt in december 2018	Outstanding amount in november 2018	Average original maturity of outstanding amount	Average residual maturity of outstanding amount	Average original maturity of issues
NATIXIS LOAN FUNDING	EUR	380,1	0,0	0,0	380,1	2 513	905	0
<b>Total Residents</b>	<b>Equivalent_EUR</b>	<b>380,1</b>	<b>0,0</b>	<b>0,0</b>	<b>380,1</b>	<b>2 513</b>	<b>905</b>	<b>0</b>

## MEDIUM TERM NOTES

### III.2.4 Non financial issuers

#### - Residents

*amounts in millions, maturity in number of days*

Issuer	Issue currency	Outstanding amount in december 2018	Issue amount in december 2018	Matured Debt in december 2018	Outstanding amount in november 2018	Average original maturity of outstanding amount	Average residual maturity of outstanding amount	Average original maturity of issues
ATOS SE	EUR	80,0	0,0	0,0	80,0	731	541	0
CDC HABITAT	EUR	80,0	0,0	0,0	80,0	4 383	4 299	0
COVIVIO	EUR	197,0	0,0	0,0	197,0	453	178	0
FROMAGERIES BEL SA	EUR	50,0	10,0	0,0	40,0	1 417	1 369	1 028
LAGARDERE SCA	EUR	18,7	0,0	0,0	18,7	730	226	0
SAFRAN	EUR	145,0	0,0	0,0	145,0	732	461	0
SEB S.A.	EUR	30,0	30,0	0,0	0,0	731	714	731
SOPRA STERIA GROUP	EUR	99,0	0,0	0,0	99,0	1 003	686	0
UNIBAIL- RODAMCO SE	EUR	222,0	0,0	0,0	222,0	731	484	0
<b>Total Residents</b>	<b>Equivalent_EUR</b>	<b>921,7</b>	<b>40,0</b>	<b>0,0</b>	<b>881,7</b>	<b>1 055</b>	<b>823</b>	<b>805</b>

#### - Non residents located in Euro area (excluding France)

*amounts in millions, maturity in number of days*

Issuer	Issue currency	Outstanding amount in december 2018	Issue amount in december 2018	Matured Debt in december 2018	Outstanding amount in november 2018	Average original maturity of outstanding amount	Average residual maturity of outstanding amount	Average original maturity of issues
ECONOCOM GROUP SE	EUR	58,0	3,0	0,0	55,0	711	385	367
<b>Total Non residents located in Euro area (excluding France)</b>	<b>Equivalent_EUR</b>	<b>58,0</b>	<b>3,0</b>	<b>0,0</b>	<b>55,0</b>	<b>711</b>	<b>385</b>	<b>367</b>

## MEDIUM TERM NOTES

### III.2.5 Public issuers

#### - Residents

*amounts in millions, maturity in number of days*

Issuer	Issue currency	Outstanding amount in december 2018	Issue amount in december 2018	Matured Debt in december 2018	Outstanding amount in november 2018	Average original maturity of outstanding amount	Average residual maturity of outstanding amount	Average original maturity of issues
CAISSE D'AMORTISSEMENT DE LA DETTE SOCIALE	EUR	264,0	0,0	0,0	264,0	4 929	2 501	0
UNEDIC	EUR	5 850,0	0,0	0,0	5 850,0	1 892	926	0
<b>Total Residents</b>	<b>Equivalent_EUR</b>	<b>6 114,0</b>	<b>0,0</b>	<b>0,0</b>	<b>6 114,0</b>	<b>2 023</b>	<b>994</b>	<b>0</b>