

MEDIUM TERM NOTES

III. Medium Term Notes in october 2018

III.1. Overview

- III.1.1. Breakdown of outstanding amounts and issues by issue's currency (by issuers category)
- III.1.2. Breakdown of outstanding amounts and issues by rating (by issuers category)
- III.1.3. Breakdown of outstanding amounts and issues by maturity (by issuers category)
- III.1.4. Breakdown of outstanding amounts and issues by interest rate category (by issuers category)

III.2. List of issuers of Medium Term Notes at 31/10/2018 : outstanding amounts and transactions by issuers category and by geographical area

MEDIUM TERM NOTES

III.1. Overview

III.1.1. Breakdown of outstanding amounts and issues by issue's currency (by issuers category)

millions of units

	Outstanding amount in october 2018	Issue amount in october 2018	Matured Debt in october 2018	Outstanding amount in september 2018	Number of issuers in october 2018
Bank issuers					
EUR	49 214,0	1 248,9	- 761,1	49 362,4	18
USD	523,4	348,5	0,0	174,9	2
EUR Equivalent	49 676,5	1 556,8	- 761,1	49 513,5	
<i>of which secured Medium Term Notes</i>	<i>45,0</i>	<i>45,0</i>	<i>0,0</i>		
Others financial issuers					
Excluding asset backed securities issuers					
EUR	100,0	0,0	0,0	100,0	0
USD	100,0	0,0	0,0	100,0	0
EUR Equivalent	188,4	0,0	0,0	186,4	
Asset backed securities issuers					
EUR	380,1	0,0	0,0	380,1	0
EUR Equivalent	380,1	0,0	0,0	380,1	
Total financial issuers (a)	50 244,9	1 556,8	- 761,1	50 080,0	

MEDIUM TERM NOTES

III.1.1 Breakdown of outstanding amounts and issues by issue's currency (by issuers category) - next

millions of units

	Outstanding amount in october 2018	Issue amount in october 2018	Matured Debt in october 2018	Outstanding amount in september 2018	Number of issuers in october 2018
Non financial issuers					
EUR	926,7	110,0	0,0	816,7	2
EUR Equivalent	926,7	110,0	0,0	816,7	
Public issuers					
EUR	6 214,0	0,0	0,0	6 214,0	0
EUR Equivalent	6 214,0	0,0	0,0	6 214,0	
Total non-financial and public issuers (b)	7 140,7	110,0	0,0	7 030,7	
Total medium-term market (a)+(b)	57 385,6	1 666,8	- 761,1	57 110,7	

MEDIUM TERM NOTES

III.1.2. Breakdown of outstanding amounts and issues by rating* (by issuers category)

millions of units

	Outstanding amount in october 2018	Issue amount in october 2018	Matured Debt in october 2018	Outstanding amount in september 2018	Number of issuers in october 2018
Bank issuers	49 676,5	1 556,8	- 761,1	49 513,5	19
Class 1	150,0	0,0	0,0	150,0	0
Class 2	1 386,4	306,0	0,0	1 080,1	2
Class 3	39 091,3	1 049,3	- 709,3	39 354,1	8
Class 4	2 304,0	52,0	- 15,0	2 267,0	2
Unrated	6 744,7	149,6	- 36,8	6 662,3	7
Others financial issuers					
Excluding asset backed securities issuers	188,4	0,0	0,0	186,4	0
Unrated	188,4	0,0	0,0	186,4	0
Asset backed securities issuers	380,1	0,0	0,0	380,1	0
Class 3	380,1	0,0	0,0	380,1	0
Total financial issuers (a)	50 244,9	1 556,8	- 761,1	50 080,0	19

* The rating classes are defined in the methodological note related to statistical reviews.

MEDIUM TERM NOTES

III.1.2. Breakdown of outstanding amounts and issues by rating* (by issuers category) - next

millions of units

	Outstanding amount in october 2018	Issue amount in october 2018	Matured Debt in october 2018	Outstanding amount in september 2018	Number of issuers in october 2018
Non financial issuers	926,7	110,0	0,0	816,7	2
Class 2	80,0	80,0	0,0	0,0	1
Class 3	222,0	0,0	0,0	222,0	0
Unrated	624,7	30,0	0,0	594,7	1
Public issuers	6 214,0	0,0	0,0	6 214,0	0
Class 2	5 950,0	0,0	0,0	5 950,0	0
Unrated	264,0	0,0	0,0	264,0	0
Total non-financial and public issuers (b)	7 140,7	110,0	0,0	7 030,7	2
Total medium-term market (a)+(b)	57 385,6	1 666,8	- 761,1	57 110,7	21

* The rating classes are defined in the methodological note related to statistical publications reviews.

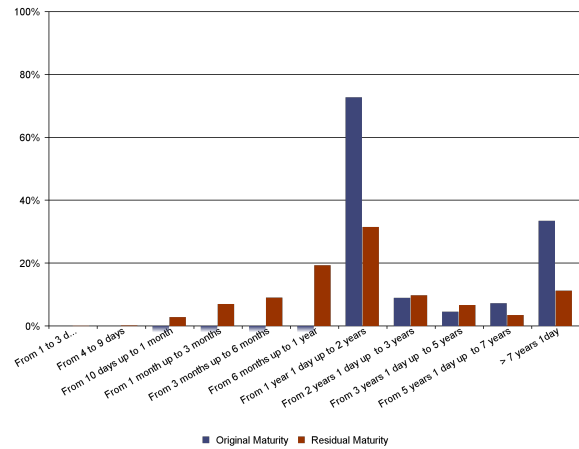
MEDIUM TERM NOTES

III.1.3. Breakdown of outstanding amounts and issues by maturity (by issuers category)

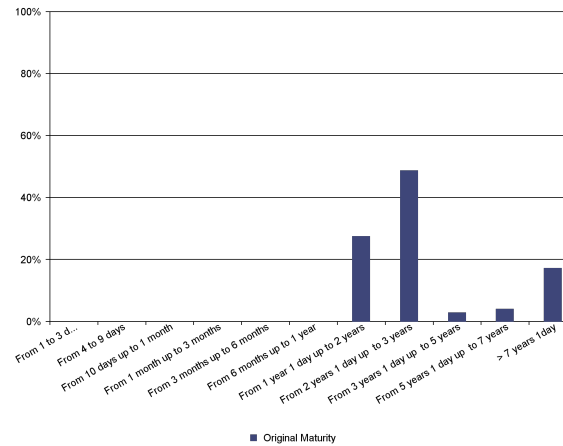
Bank issuers

all currencies

Breakdown of outstanding amounts
by original maturity and residual maturity at 31/10/2018 (in %)



Breakdown of issues by original maturity
at 31/10/2018 (in %)



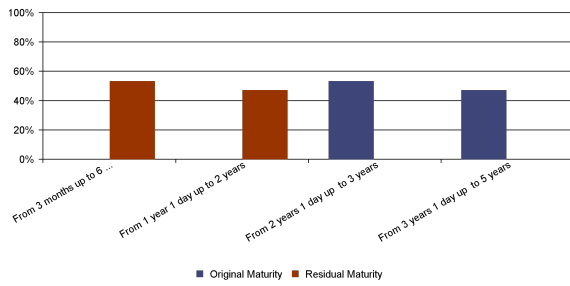
MEDIUM TERM NOTES

all currencies

**Breakdown of outstanding amounts
by original maturity and residual maturity at 31/10/2018 (in %)**

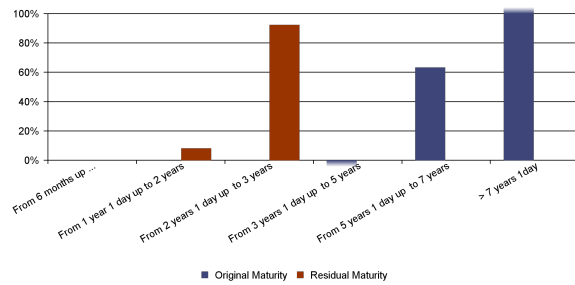
**Breakdown of issues by original maturity
at 31/10/2018 (in %)**

Excluding asset backed securities issuers



No issue

Asset backed securities issuers



No issue

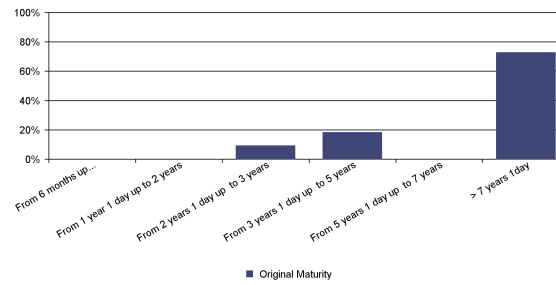
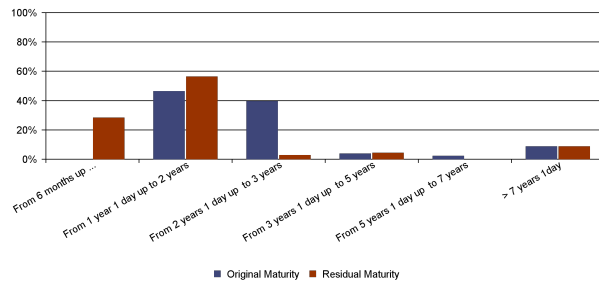
MEDIUM TERM NOTES

all currencies

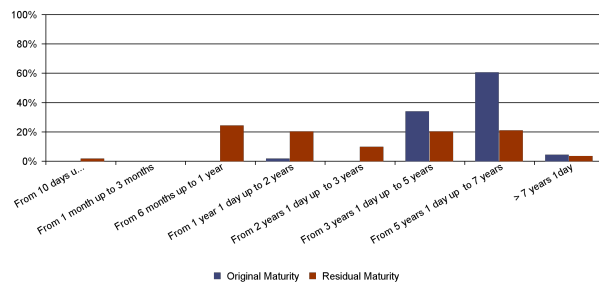
**Breakdown of outstanding amounts
by original maturity and residual maturity at 31/10/2018 (in %)**

**Breakdown of issues by original maturity
at 31/10/2018 (in %)**

Non financial issuers



Public issuers



No issue

MEDIUM TERM NOTES

III.1.4. Breakdown of outstanding amounts and issues by interest rate category (by issuers category)

	Financial banking issuers	Others financial issuers		Non financial issuers	Public issuers
		Excluding asset backed securities issuers	Asset backed securities issuers		
Fixed	5,2%	0,0%	0,0%	72,7%	0,0%
Structured	17,8%	0,0%	0,0%	0,0%	0,0%
Variable or adjustable	77,0%	0,0%	0,0%	27,3%	0,0%
All maturities	100,0%	0,0%	0,0%	100,0%	0,0%

MEDIUM TERM NOTES

III.2. List of issuers of Medium Term Notes at 31/10/2018 : outstanding amounts and transactions by issuers category and by geographical area

III.2.1 Bank issuers

- Residents

amounts in millions, maturity in number of days

Issuer	Issue currency	Outstanding amount in october 2018	Issue amount in october 2018	Matured Debt in october 2018	Outstanding amount in september 2018	Average original maturity of outstanding amount	Average residual maturity of outstanding amount	Average original maturity of issues
ALLIANZ BANQUE	EUR	247,0	10,0	0,0	237,0	1 174	430	1 096
ARKEA BANQUE ENTREPRISES ET INSTITUTIONNELS	EUR	0,0	0,0	0,0	0,0			0
AUXIFIP	EUR	40,0	0,0	0,0	40,0	730	463	0
AXA BANQUE	EUR	1 966,8	35,0	-3,0	1 963,1	2 552	1 373	548
AXA BANQUE FINANCEMENT	EUR	36,0	0,0	0,0	36,0	831	190	0
BANQUE CIC NORD OUEST	EUR	28,7	0,2	0,0	28,6	2 148	1 518	3 653
BANQUE CIC OUEST	EUR	4,1	0,0	0,0	4,1	5 254	1 353	0
BANQUE CIC SUD OUEST	EUR	159,5	0,0	-0,5	160,0	3 658	434	0
BANQUE EDEL S.N.C	EUR	381,5	0,0	0,0	381,5	668	318	0
BANQUE EUROPEENNE DU CREDIT MUTUEL	EUR	11,2	7,8	0,0	3,5	3 156	2 335	2 983

MEDIUM TERM NOTES

III.2.1 Bank issuers

- Residents

amounts in millions, maturity in number of days

Issuer	Issue currency	Outstanding amount in october 2018	Issue amount in october 2018	Matured Debt in october 2018	Outstanding amount in september 2018	Average original maturity of outstanding amount	Average residual maturity of outstanding amount	Average original maturity of issues
BANQUE FEDERATIVE DU CREDIT MUTUEL	EUR	3 044,2	0,0	0,0	3 074,2	698	256	0
	USD	125,0	0,0	0,0	125,0	368	166	0
	Equivalent_EUR	3 154,63	0	0	3 182,17	686	253	
BANQUE PALATINE	EUR	16,2	0,0	0,0	16,2	1 831	605	0
BANQUE POPULAIRE ALSACE LORRAINE CHAMPAGNE	EUR	166,5	7,8	-3,0	162,0	3 733	1 229	2 489
BANQUE POPULAIRE AQUITAINE CENTRE ATLANTIQUE	EUR	66,0	0,0	0,0	66,0	2 573	1 446	0
BANQUE POPULAIRE AUVERGNE RHONE ALPES	EUR	41,5	0,0	0,0	41,5	4 634	711	0
BANQUE POPULAIRE BOURGOGNE FRANCHE-COMTE	EUR	71,7	0,0	0,0	71,7	4 206	859	0
BANQUE POPULAIRE DU NORD	EUR	0,5	0,0	0,0	0,5	1 769	304	0
BANQUE POPULAIRE DU SUD	EUR	12,8	0,0	0,0	12,8	3 554	1 291	0
BANQUE POPULAIRE GRAND OUEST	EUR	150,0	23,5	-1,0	127,6	938	628	1 826
BANQUE POPULAIRE MEDITERRANEE	EUR	105,0	0,0	0,0	105,0	1 571	863	0

MEDIUM TERM NOTES

III.2.1 Bank issuers

- Residents

amounts in millions, maturity in number of days

Issuer	Issue currency	Outstanding amount in october 2018	Issue amount in october 2018	Matured Debt in october 2018	Outstanding amount in september 2018	Average original maturity of outstanding amount	Average residual maturity of outstanding amount	Average original maturity of issues
BANQUE POPULAIRE RIVES DE PARIS	EUR	369,7	0,0	0,0	370,2	1 090	154	0
BANQUE POPULAIRE VAL DE FRANCE	EUR	644,2	11,2	-0,3	634,9	1 546	575	1 692
BANQUE TRANSATLANTIQUE	EUR	1,0	0,0	0,0	1,0	3 651	835	0
BNP PARIBAS	EUR	565,8	30,0	-1,7	561,6	4 912	2 233	3 709
	USD	25,9	13,5	0,0	12,4	1 156	915	731
	Equivalent_EUR	588,72	41,93	-1,65	572,28	4 766	2 182	24 955
BPCE	EUR	558,5	0,0	-100,0	658,5	3 222	679	0
BPIFRANCE FINANCEMENT	EUR	399,0	0,0	0,0	399,0	1 258	836	0
	USD	335,0	335,0	0,0	0,0	731	705	731
	Equivalent_EUR	694,99	295,99	0	399	1 033	780	321
BRED-BANQUE POPULAIRE	EUR	149,2	10,0	0,0	139,2	999	501	393
	USD	2,5	0,0	0,0	2,5	1 095	453	0
	Equivalent_EUR	151,43	10	0	141,38	1 000	500	24 887
BTP BANQUE	EUR	22,9	0,0	0,0	22,9	1 858	506	0
CA CONSUMER FINANCE	EUR	3 159,5	52,0	0,0	3 107,5	868	294	731

MEDIUM TERM NOTES

III.2.1 Bank issuers

- Residents

amounts in millions, maturity in number of days

Issuer	Issue currency	Outstanding amount in october 2018	Issue amount in october 2018	Matured Debt in october 2018	Outstanding amount in september 2018	Average original maturity of outstanding amount	Average residual maturity of outstanding amount	Average original maturity of issues
CAISSE CENTRALE DU CREDIT IMMOBILIER DE FRANCE - 3CIF	EUR	50,0	0,0	0,0	50,0	7 305	2 013	0
CAISSE D'EPARGNE ET DE PREVOYANCE HAUTS DE FRANCE	EUR	0,0	0,0	0,0	0,0			0
CAISSE D'EPARGNE ET DE PREVOYANCE LOIRE-CENTRE	EUR	0,5	0,0	0,0	0,5	1 826	1 273	0
CAISSE DES DEPOTS ET CONSIGNATIONS	EUR	386,8	0,0	0,0	386,8	8 362	7 012	0
	USD	20,0	0,0	0,0	20,0	10 957	10 340	0
	Equivalent_EUR	404,46	0	0	404,06	8 476	7 158	
CAISSE FEDERALE DU CREDIT MUTUEL MAINE-ANJOU ET BASSE-NORMANDIE	EUR	284,8	0,0	0,0	284,8	2 186	1 026	0
CAISSE FEDERALE DU CREDIT MUTUEL NORD EUROPE	EUR	241,0	0,0	0,0	241,0	3 193	678	0
CAISSE FEDERALE DU CREDIT MUTUEL OCEAN	EUR	275,3	0,0	-31,4	307,2	1 882	536	0
CAISSE REGIONALE DE CREDIT AGRICOLE MUTUEL ALSACE VOSGES	EUR	41,7	0,0	0,0	41,7	2 653	1 569	0
		<i>of which subordinated medium term notes</i>	41,66	0	0	41,66		
CAISSE REGIONALE DE CREDIT AGRICOLE MUTUEL ATLANTIQUE VENDEE	EUR	552,3	0,0	0,0	552,3	6 543	5 260	0
		<i>of which subordinated medium term notes</i>	0	0	0			
CAISSE REGIONALE DE CREDIT AGRICOLE MUTUEL BRIE PICARDIE	EUR	52,4	0,0	-15,0	84,4	2 037	980	0

MEDIUM TERM NOTES

III.2.1 Bank issuers

- Residents

amounts in millions, maturity in number of days

Issuer	Issue currency	Outstanding amount in october 2018	Issue amount in october 2018	Matured Debt in october 2018	Outstanding amount in september 2018	Average original maturity of outstanding amount	Average residual maturity of outstanding amount	Average original maturity of issues
CAISSE REGIONALE DE CREDIT AGRICOLE MUTUEL CENTRE-EST	EUR	332,6	0,0	0,0	332,6	5 688	1 303	0
CAISSE REGIONALE DE CREDIT AGRICOLE MUTUEL CENTRE LOIRE	EUR	261,7	0,0	-0,3	262,0	2 191	567	0
<i>of which subordinated medium term notes</i>		242,97	0	0	242,97			
CAISSE REGIONALE DE CREDIT AGRICOLE MUTUEL CHARENTE MARITIME DEUX SEVRES	EUR	65,3	0,0	0,0	65,4	1 864	842	0
<i>of which subordinated medium term notes</i>		57,75	0	0	57,75			
CAISSE REGIONALE DE CREDIT AGRICOLE MUTUEL CHARENTE PERIGORD	EUR	236,1	0,0	0,0	236,1	1 336	491	0
CAISSE REGIONALE DE CREDIT AGRICOLE MUTUEL D'ALPES-PROVENCE	EUR	211,6	15,0	0,0	211,7	8 704	1 830	3 289
CAISSE REGIONALE DE CREDIT AGRICOLE MUTUEL D'AQUITAINE	EUR	408,1	0,0	0,0	408,1	3 790	535	0
<i>of which subordinated medium term notes</i>		34,05	0	0	34,05			
CAISSE REGIONALE DE CREDIT AGRICOLE MUTUEL DE CENTRE FRANCE	EUR	109,2	0,0	-0,8	110,0	8 149	7 101	0
<i>of which subordinated medium term notes</i>		65,69	0	0	65,69			
CAISSE REGIONALE DE CREDIT AGRICOLE MUTUEL DE CHAMPAGNE-BOURGOGNE	EUR	120,4	0,0	0,0	120,4	10 958	9 733	0
<i>of which subordinated medium term notes</i>		120,36	0	0	120,36			
CAISSE REGIONALE DE CREDIT AGRICOLE MUTUEL DE LA GUADELOUPE	EUR	6,5	0,0	0,0	6,5	10 958	9 774	0
<i>of which subordinated medium term notes</i>		6	0	0	6			
CAISSE REGIONALE DE CREDIT AGRICOLE MUTUEL DE L'ANJOU ET DU MAINE	EUR	525,4	0,0	0,0	525,7	4 500	3 872	0
<i>of which subordinated medium term notes</i>		162,5	0	0	162,5			

MEDIUM TERM NOTES

III.2.1 Bank issuers

- Residents

amounts in millions, maturity in number of days

Issuer	Issue currency	Outstanding amount in october 2018	Issue amount in october 2018	Matured Debt in october 2018	Outstanding amount in september 2018	Average original maturity of outstanding amount	Average residual maturity of outstanding amount	Average original maturity of issues
CAISSE REGIONALE DE CREDIT AGRICOLE MUTUEL DE NORMANDIE	EUR	475,0	0,0	-50,0	525,0	5 373	1 279	0
CAISSE REGIONALE DE CREDIT AGRICOLE MUTUEL DE PARIS ET D'ILE DE FRANCE	EUR	184,8	0,0	0,0	184,8	3 380	800	0
<i>of which subordinated medium term notes</i>		<i>115,16</i>	<i>0</i>	<i>0</i>	<i>115,16</i>			
CAISSE REGIONALE DE CREDIT AGRICOLE MUTUEL DES COTES-D'ARMOR	EUR	309,6	0,0	-139,9	449,5	5 665	2 121	0
<i>of which subordinated medium term notes</i>		<i>0</i>	<i>0</i>	<i>0</i>				
CAISSE REGIONALE DE CREDIT AGRICOLE MUTUEL DES SAVOIE	EUR	259,4	0,0	0,0	259,4	5 414	4 234	0
<i>of which subordinated medium term notes</i>		<i>199,28</i>	<i>0</i>	<i>0</i>	<i>199,28</i>			
CAISSE REGIONALE DE CREDIT AGRICOLE MUTUEL DE TOURAINE ET DU POITOU	EUR	217,6	0,0	0,0	217,6	1 885	720	0
<i>of which subordinated medium term notes</i>		<i>176,32</i>	<i>0</i>	<i>0</i>	<i>176,32</i>			
CAISSE REGIONALE DE CREDIT AGRICOLE MUTUEL D'ILLE ET VILAINE	EUR	99,3	0,0	0,0	99,3	815	563	0
CAISSE REGIONALE DE CREDIT AGRICOLE MUTUEL DU FINISTERE	EUR	139,3	0,0	0,0	139,3	9 670	8 422	0
<i>of which subordinated medium term notes</i>		<i>0</i>	<i>0</i>	<i>0</i>				
CAISSE REGIONALE DE CREDIT AGRICOLE MUTUEL DU LANGUEDOC	EUR	56,1	0,0	0,0	56,1	10 958	9 739	0
<i>of which subordinated medium term notes</i>		<i>56,11</i>	<i>0</i>	<i>0</i>	<i>56,11</i>			
CAISSE REGIONALE DE CREDIT AGRICOLE MUTUEL DU MORBIHAN	EUR	230,0	0,0	0,0	230,0	5 320	936	0
CAISSE REGIONALE DE CREDIT AGRICOLE MUTUEL DU NORD EST	EUR	486,5	0,0	-20,0	506,5	3 558	895	0

MEDIUM TERM NOTES

III.2.1 Bank issuers

- Residents

<i>amounts in millions, maturity in number of days</i>								
Issuer	Issue currency	Outstanding amount in october 2018	Issue amount in october 2018	Matured Debt in october 2018	Outstanding amount in september 2018	Average original maturity of outstanding amount	Average residual maturity of outstanding amount	Average original maturity of issues
		<i>of which subordinated medium term notes</i>	193	0	0	193		
CAISSE REGIONALE DE CREDIT AGRICOLE MUTUEL FRANCHE-COMTE	EUR	10,3	0,0	0,0	10,3	3 667	419	0
CAISSE REGIONALE DE CREDIT AGRICOLE MUTUEL NORD DE FRANCE	EUR	1 437,5	0,0	0,0	1 437,5	4 351	813	0
		<i>of which subordinated medium term notes</i>	355	0	0	355		
CAISSE REGIONALE DE CREDIT AGRICOLE MUTUEL NORD MIDI PYRENEES	EUR	77,9	0,0	0,0	77,9	10 958	9 727	0
		<i>of which subordinated medium term notes</i>	77,93	0	0	77,93		
CAISSE REGIONALE DE CREDIT AGRICOLE MUTUEL NORMANDIE-SEINE	EUR	174,5	0,0	-100,0	274,5	607	286	0
CAISSE REGIONALE DE CREDIT AGRICOLE MUTUEL PROVENCE COTE D'AZUR	EUR	103,3	0,0	0,0	103,3	1 485	532	0
CAISSE REGIONALE DE CREDIT AGRICOLE MUTUEL PYRENEES-GASCOGNE	EUR	248,0	0,0	-30,0	278,0	2 214	647	0
CAISSE REGIONALE DE CREDIT AGRICOLE MUTUEL SUD-MEDITERRANEE	EUR	158,6	0,0	0,0	158,6	5 778	2 008	0
CAISSE REGIONALE DE CREDIT AGRICOLE MUTUEL SUD-RHONE-ALPES	EUR	225,5	0,0	-10,0	235,5	5 252	3 472	0
		<i>of which subordinated medium term notes</i>	0	0	0			
CAISSE REGIONALE DE CREDIT AGRICOLE MUTUEL TOULOUSE 31	EUR	63,1	0,0	-40,0	103,1	1 119	561	0
CARREFOUR BANQUE	EUR	535,0	35,0	0,0	500,0	780	212	731

MEDIUM TERM NOTES

III.2.1 Bank issuers

- Residents

amounts in millions, maturity in number of days

Issuer	Issue currency	Outstanding amount in october 2018	Issue amount in october 2018	Matured Debt in october 2018	Outstanding amount in september 2018	Average original maturity of outstanding amount	Average residual maturity of outstanding amount	Average original maturity of issues
COMPAGNIE DE FINANCEMENT FONCIER	EUR	150,0	0,0	0,0	150,0	5 478	493	0
CREDIT AGRICOLE CORPORATE AND INVESTMENT BANK	EUR	1 096,5	0,0	0,0	1 096,5	3 561	1 193	0
CREDIT AGRICOLE LEASING & FACTORING SA	EUR	157,0	0,0	0,0	157,0	730	490	0
CREDIT AGRICOLE S.A.	EUR	79,0	0,0	0,0	79,0	6 566	1 990	0
CREDIT COOPERATIF	EUR	551,7	0,5	-0,8	552,9	3 260	785	2 555
CREDIT DU NORD	EUR	5 996,3	0,0	-124,4	6 122,5	1 336	383	0
CREDIT FONCIER ET COMMUNAL D' ALSACE ET DE LORRAINE - SCF	EUR	30,0	0,0	0,0	30,0	3 653	531	0
CREDIT INDUSTRIEL ET COMMERCIAL	EUR	1 241,5	0,0	0,0	1 241,5	771	230	0
CREDIT LYONNAIS	EUR	3 143,7	332,0	-40,0	2 937,3	1 019	555	733
CREDIT MUNICIPAL DE PARIS	EUR	40,0	0,0	0,0	40,0	2 283	567	0

MEDIUM TERM NOTES

III.2.1 Bank issuers

- Residents

amounts in millions, maturity in number of days

Issuer	Issue currency	Outstanding amount in october 2018	Issue amount in october 2018	Matured Debt in october 2018	Outstanding amount in september 2018	Average original maturity of outstanding amount	Average residual maturity of outstanding amount	Average original maturity of issues
CREDIT MUTUEL ARKEA	EUR	126,7	0,0	-2,0	128,7	4 662	1 834	0
DEXIA CREDIT LOCAL	EUR	80,0	0,0	0,0	80,0	5 478	471	0
DIAC SA	EUR	65,0	0,0	0,0	65,0	731	176	0
EDMOND DE ROTHSCHILD (FRANCE)	EUR	67,0	0,0	0,0	67,0	953	486	0
FINAMUR	EUR	40,0	0,0	0,0	40,0	730	463	0
FRANFINANCE	EUR	5,0	0,0	0,0	5,0	731	684	0
HSBC FRANCE	EUR	80,0	0,0	0,0	80,0	8 973	3 933	0
LIXXBAIL	EUR	40,0	0,0	0,0	40,0	730	463	0
LYONNAISE DE BANQUE	EUR	0,4	0,0	0,0	0,4	1 095	835	0
NATIXIS	EUR	742,0	0,0	0,0	742,0	3 836	1 806	0
ONEY BANK	EUR	580,0	0,0	0,0	580,0	929	632	0

MEDIUM TERM NOTES

III.2.1 Bank issuers

- Residents

amounts in millions, maturity in number of days

Issuer	Issue currency	Outstanding amount in october 2018	Issue amount in october 2018	Matured Debt in october 2018	Outstanding amount in september 2018	Average original maturity of outstanding amount	Average residual maturity of outstanding amount	Average original maturity of issues
ORANGE BANK	EUR	294,3	27,0	-30,0	297,3	1 208	529	734
PSA BANQUE FRANCE	EUR	276,0	17,0	-15,0	274,0	818	450	989
ROTHSCHILD MARTIN MAUREL	EUR	1,5	0,0	0,0	1,5	1 095	470	0
SOCIETE GENERALE	EUR	11 864,5	590,0	0,0	11 704,5	1 834	1 077	1 585
SOCRAM BANQUE	EUR	170,0	0,0	0,0	170,0	714	178	0
UNIFERGIE - Union pour le Financement des Economies d'Energie	EUR	40,0	0,0	0,0	40,0	730	463	0
Total Residents	Equivalent_EUR	49 478,8	1 552,4	-759,1	49 359,1	2 221	1 023	1194
	<i>of which subordinated medium term notes</i>	<i>2 036,8</i>	<i>0,0</i>	<i>- 25,0</i>	<i>2 061,8</i>			

- Non residents located outside the Euro area

amounts in millions, maturity in number of days

Issuer	Issue currency	Outstanding amount in october 2018	Issue amount in october 2018	Matured Debt in october 2018	Outstanding amount in september 2018	Average original maturity of outstanding amount	Average residual maturity of outstanding amount	Average original maturity of issues
BANK OF CHINA LIMITED Paris Branch	USD	15,0	0,0	0,0	15,0	1 826	1 377	0
	Equivalent_EUR	13,25	0	0	12,96	1 826	1 377	

MEDIUM TERM NOTES

III.2.1 Bank issuers

- Non residents located outside the Euro area

amounts in millions, maturity in number of days

Issuer	Issue currency	Outstanding amount in october 2018	Issue amount in october 2018	Matured Debt in october 2018	Outstanding amount in september 2018	Average original maturity of outstanding amount	Average residual maturity of outstanding amount	Average original maturity of issues
BANQUE CALEDONIENNE D INVESTISSEMENT	EUR	184,4	45,0	-2,0	141,4	1 190	774	1 745
	<i>of which secured medium term notes</i>	<i>45</i>	<i>45</i>	<i>0</i>				
Total Non residents located outside the Euro area	Equivalent_EUR	197,7	45,0	-2,0	154,4	1 233	815	1745
	<i>of which secured medium term notes</i>	<i>45,0</i>	<i>45,0</i>	<i>- 2,0</i>				

MEDIUM TERM NOTES

III.2.2 Others financial issuers excluding asset backed securities issuers

- Residents

amounts in millions, maturity in number of days

Issuer	Issue currency	Outstanding amount in october 2018	Issue amount in october 2018	Matured Debt in october 2018	Outstanding amount in september 2018	Average original maturity of outstanding amount	Average residual maturity of outstanding amount	Average original maturity of issues
EXANE	EUR	100,0	0,0	0,0	100,0	1 094	163	
EXANE	USD	100,0	0,0	0,0	100,0	1 096	642	
	Equivalent_EUR	188,36	0	0	186,39	1 095	388	
Total Residents	Equivalent_EUR	188,4	0,0	0,0	186,4	1 095	388	

MEDIUM TERM NOTES

III.2.3 Others financial issuers

- Residents

amounts in millions, maturity in number of days

Issuer	Issue currency	Outstanding amount in october 2018	Issue amount in october 2018	Matured Debt in october 2018	Outstanding amount in september 2018	Average original maturity of outstanding amount	Average residual maturity of outstanding amount	Average original maturity of issues
NATIXIS LOAN FUNDING	EUR	380,1	0,0	0,0	380,1	2 513	966	0
Total Residents	Equivalent_EUR	380,1	0,0	0,0	380,1	2 513	966	0

MEDIUM TERM NOTES

III.2.4 Non financial issuers

- Residents

amounts in millions, maturity in number of days

Issuer	Issue currency	Outstanding amount in october 2018	Issue amount in october 2018	Matured Debt in october 2018	Outstanding amount in september 2018	Average original maturity of outstanding amount	Average residual maturity of outstanding amount	Average original maturity of issues
ATOS SE	EUR	80,0	0,0	0,0	80,0	731	602	0
CDC HABITAT	EUR	80,0	80,0	0,0	0,0	4 383	4 360	4 383
FONCIERE DES REGIONS	EUR	197,0	0,0	0,0	197,0	453	239	0
FROMAGERIES BEL SA	EUR	30,0	30,0	0,0	0,0	1 431	1 430	1 431
LAGARDERE SCA	EUR	18,7	0,0	0,0	18,7	730	287	0
SAFRAN	EUR	145,0	0,0	0,0	145,0	732	522	0
SOPRA STERIA GROUP	EUR	99,0	0,0	0,0	99,0	1 003	747	0
UNIBAIL- RODAMCO SE	EUR	222,0	0,0	0,0	222,0	731	545	0
Total Residents	Equivalent_EUR	871,7	110,0	0,0	761,7	1 059	875	3 578

- Non residents located in Euro area (excluding France)

amounts in millions, maturity in number of days

Issuer	Issue currency	Outstanding amount in october 2018	Issue amount in october 2018	Matured Debt in october 2018	Outstanding amount in september 2018	Average original maturity of outstanding amount	Average residual maturity of outstanding amount	Average original maturity of issues
ECONOCOM GROUP SE	EUR	55,0	0,0	0,0	55,0	730	448	0
Total Non residents located in Euro area (excluding France)	Equivalent_EUR	55,0	0,0	0,0	55,0	730	448	0

MEDIUM TERM NOTES

III.2.5 Public issuers

- Residents

amounts in millions, maturity in number of days

Issuer	Issue currency	Outstanding amount in october 2018	Issue amount in october 2018	Matured Debt in october 2018	Outstanding amount in september 2018	Average original maturity of outstanding amount	Average residual maturity of outstanding amount	Average original maturity of issues
CAISSE D'AMORTISSEMENT DE LA DETTE SOCIALE	EUR	264,0	0,0	0,0	264,0	4 929	2 562	0
UNEDIC	EUR	5 950,0	0,0	0,0	5 950,0	1 871	971	0
Total Residents	Equivalent_EUR	6 214,0	0,0	0,0	6 214,0	2 000	1 038	0