

MEDIUM TERM NOTES

III. Medium Term Notes in may 2018

III.1. Overview

- III.1.1. Breakdown of outstanding amounts and issues by issue's currency (by issuers category)
- III.1.2. Breakdown of outstanding amounts and issues by rating (by issuers category)
- III.1.3. Breakdown of outstanding amounts and issues by maturity (by issuers category)
- III.1.4. Breakdown of outstanding amounts and issues by interest rate category (by issuers category)

III.2. List of issuers of Medium Term Notes at 31/05/2018 : outstanding amounts and transactions by issuers category and by geographical area

MEDIUM TERM NOTES

III.1. Overview

III.1.1. Breakdown of outstanding amounts and issues by issue's currency (by issuers category)

millions of units

	Outstanding amount in may 2018	Issue amount in may 2018	Matured Debt in may 2018	Outstanding amount in april 2018	Number of issuers in may 2018
Bank issuers					
EUR	47 087,5	2 110,8	- 1 176,7	47 974,6	18
USD	176,2	0,0	0,0	176,2	0
EUR Equivalent	47 238,1	2 110,8	- 1 176,7	48 120,5	
Others financial issuers					
Excluding asset backed securities issuers					
EUR	100,0	0,0	0,0	100,0	0
USD	100,0	0,0	0,0	100,0	0
EUR Equivalent	185,5	0,0	0,0	182,8	
Asset backed securities issuers					
EUR	380,1	0,0	0,0	380,1	0
EUR Equivalent	380,1	0,0	0,0	380,1	
Total financial issuers (a)	47 803,7	2 110,8	- 1 176,7	48 683,4	

MEDIUM TERM NOTES

III.1.1 Breakdown of outstanding amounts and issues by issue's currency (by issuers category) - next

millions of units

	Outstanding amount in may 2018	Issue amount in may 2018	Matured Debt in may 2018	Outstanding amount in april 2018	Number of issuers in may 2018
Non financial issuers					
EUR	654,0	300,0	0,0	354,0	2
EUR Equivalent	654,0	300,0	0,0	354,0	
Public issuers					
EUR	6 214,0	0,0	0,0	6 214,0	0
EUR Equivalent	6 214,0	0,0	0,0	6 214,0	
Total non-financial and public issuers (b)	6 868,0	300,0	0,0	6 568,0	
Total medium-term market (a)+(b)	54 671,7	2 410,8	- 1 176,7	55 251,4	

MEDIUM TERM NOTES

III.1.2. Breakdown of outstanding amounts and issues by rating* (by issuers category)

millions of units

	Outstanding amount in may 2018	Issue amount in may 2018	Matured Debt in may 2018	Outstanding amount in april 2018	Number of issuers in may 2018
Bank issuers	47 238,1	2 110,8	- 1 176,7	48 120,5	18
Class 1	150,0	0,0	0,0	150,0	0
Class 2	1 304,9	0,0	0,0	1 304,3	0
Class 3	36 379,5	2 068,7	- 1 111,3	37 236,5	13
Class 4	2 292,0	0,0	- 25,0	2 317,0	0
Unrated	7 111,7	42,1	- 40,3	7 112,7	5
Others financial issuers					
Excluding asset backed securities issuers	185,5	0,0	0,0	182,8	0
Unrated	185,5	0,0	0,0	182,8	0
Asset backed securities issuers	380,1	0,0	0,0	380,1	0
Class 3	380,1	0,0	0,0	380,1	0
Total financial issuers (a)	47 803,7	2 110,8	- 1 176,7	48 683,4	18

* The rating classes are defined in the methodological note related to statistical reviews.

MEDIUM TERM NOTES

III.1.2. Breakdown of outstanding amounts and issues by rating* (by issuers category) - next

millions of units

	Outstanding amount in may 2018	Issue amount in may 2018	Matured Debt in may 2018	Outstanding amount in april 2018	Number of issuers in may 2018
Non financial issuers	654,0	300,0	0,0	354,0	2
Class 3	254,3	150,0	0,0	104,3	1
Unrated	399,7	150,0	0,0	249,7	1
Public issuers	6 214,0	0,0	0,0	6 214,0	0
Class 2	5 950,0	0,0	0,0	5 950,0	0
Unrated	264,0	0,0	0,0	264,0	0
Total non-financial and public issuers (b)	6 868,0	300,0	0,0	6 568,0	2
Total medium-term market (a)+(b)	54 671,7	2 410,8	- 1 176,7	55 251,4	20

* The rating classes are defined in the methodological note related to statistical publications reviews.

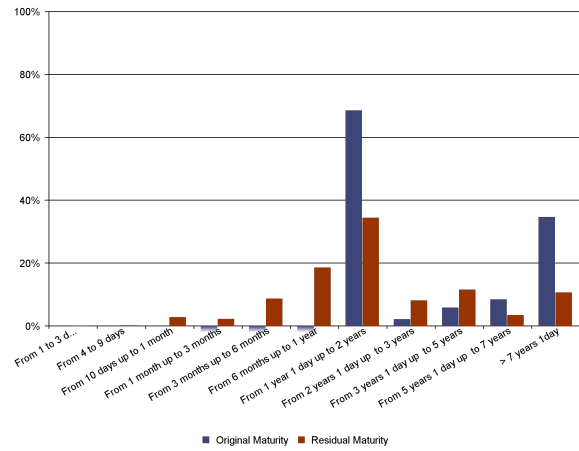
MEDIUM TERM NOTES

III.1.3. Breakdown of outstanding amounts and issues by maturity (by issuers category)

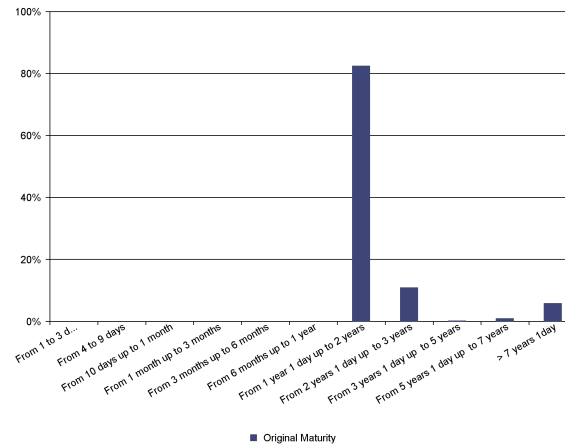
Bank issuers

all currencies

Breakdown of outstanding amounts
by original maturity and residual maturity at 31/05/2018 (in %)



Breakdown of issues by original maturity
at 31/05/2018 (in %)



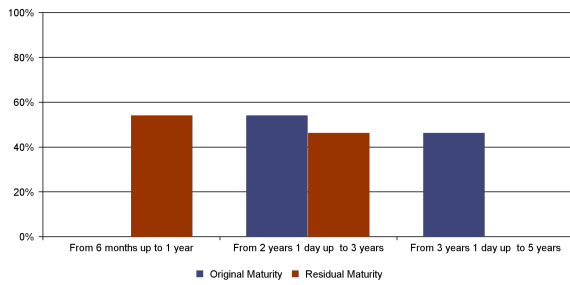
MEDIUM TERM NOTES

all currencies

**Breakdown of outstanding amounts
by original maturity and residual maturity at 31/05/2018 (in %)**

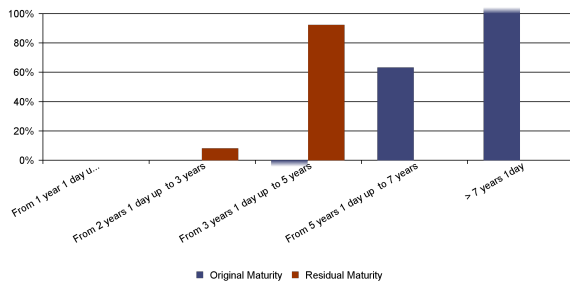
**Breakdown of issues by original maturity
at 31/05/2018 (in %)**

Excluding asset backed securities issuers



No issue

Asset backed securities issuers



No issue

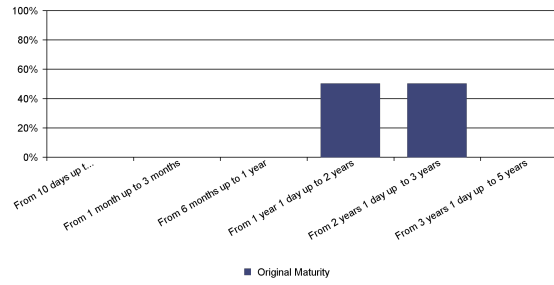
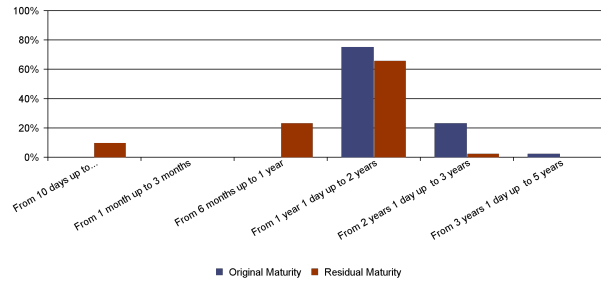
MEDIUM TERM NOTES

all currencies

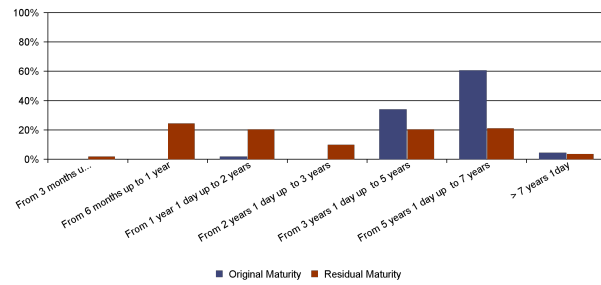
**Breakdown of outstanding amounts
by original maturity and residual maturity at 31/05/2018 (in %)**

**Breakdown of issues by original maturity
at 31/05/2018 (in %)**

Non financial issuers



Public issuers



No issue

MEDIUM TERM NOTES

III.1.4. Breakdown of outstanding amounts and issues by interest rate category (by issuers category)

	Financial banking issuers	Others financial issuers		Non financial issuers	Public issuers
		Excluding asset backed securities issuers	Asset backed securities issuers		
Fixed	0,8%	0,0%	0,0%	50,0%	0,0%
Structured	8,4%	0,0%	0,0%	0,0%	0,0%
Variable or adjustable	90,7%	0,0%	0,0%	50,0%	0,0%
All maturities	100,0%	0,0%	0,0%	100,0%	0,0%

MEDIUM TERM NOTES

III.2. List of issuers of Medium Term Notes at 31/05/2018 : outstanding amounts and transactions by issuers category and by geographical area

III.2.1 Bank issuers

- Residents

amounts in millions, maturity in number of days

Issuer	Issue currency	Outstanding amount in may 2018	Issue amount in may 2018	Matured Debt in may 2018	Outstanding amount in april 2018	Average original maturity of outstanding amount	Average residual maturity of outstanding amount	Average original maturity of issues
ALLIANZ BANQUE	EUR	247,0	0,0	0,0	247,0	1 167	538	0
ARKEA BANQUE ENTREPRISES ET INSTITUTIONNELS	EUR	0,0	0,0	0,0	0,0			0
AUXIFIP	EUR	40,0	0,0	0,0	40,0	730	616	0
AXA BANQUE	EUR	2 306,6	0,0	0,0	2 306,6	2 346	1 376	0
AXA BANQUE FINANCEMENT	EUR	61,0	0,0	-10,0	71,0	790	228	0
BANQUE CIC NORD OUEST	EUR	24,7	0,0	0,0	24,7	1 831	1 259	0
BANQUE CIC OUEST	EUR	4,5	0,0	0,0	4,5	5 061	1 360	0
BANQUE CIC SUD OUEST	EUR	161,5	0,0	0,0	161,5	3 643	584	0
BANQUE EDEL S.N.C	EUR	393,4	18,8	-11,6	386,2	664	384	588
BANQUE EUROPEENNE DU CREDIT MUTUEL	EUR	6,3	0,0	-3,0	9,3	3 116	528	0

MEDIUM TERM NOTES

III.2.1 Bank issuers

- Residents

amounts in millions, maturity in number of days

Issuer	Issue currency	Outstanding amount in may 2018	Issue amount in may 2018	Matured Debt in may 2018	Outstanding amount in april 2018	Average original maturity of outstanding amount	Average residual maturity of outstanding amount	Average original maturity of issues
BANQUE FEDERATIVE DU CREDIT MUTUEL	EUR	2 724,2	0,0	0,0	2 724,2	713	391	0
	USD	125,0	0,0	0,0	125,0	368	319	0
	Equivalent_EUR	2 831,03	0	0	2 827,67	700	388	
BANQUE PALATINE	EUR	16,2	0,0	0,0	16,2	1 831	758	0
BANQUE POPULAIRE ALSACE LORRAINE CHAMPAGNE	EUR	162,0	1,0	0,0	161,5	3 665	1 062	2 922
BANQUE POPULAIRE AQUITAINE CENTRE ATLANTIQUE	EUR	66,0	0,0	0,0	66,0	2 573	1 599	0
BANQUE POPULAIRE AUVERGNE RHONE ALPES	EUR	6,4	0,0	0,0	6,4	25 556	934	0
BANQUE POPULAIRE BOURGOGNE FRANCHE-COMTE	EUR	69,4	1,2	0,0	68,2	4 321	1 018	1 096
BANQUE POPULAIRE DU MASSIF CENTRAL	EUR	0,0	0,0	0,0	32,3			0
	Equivalent_EUR				32,25			
BANQUE POPULAIRE DU NORD	EUR	5,0	0,0	0,0	5,0	1 157	89	0
BANQUE POPULAIRE DU SUD	EUR	13,4	0,0	0,0	13,4	3 523	1 375	0
BANQUE POPULAIRE GRAND OUEST	EUR	131,2	0,0	-0,8	132,0	716	502	0

MEDIUM TERM NOTES

III.2.1 Bank issuers

- Residents

amounts in millions, maturity in number of days

Issuer	Issue currency	Outstanding amount in may 2018	Issue amount in may 2018	Matured Debt in may 2018	Outstanding amount in april 2018	Average original maturity of outstanding amount	Average residual maturity of outstanding amount	Average original maturity of issues
BANQUE POPULAIRE MEDITERRANEE	EUR	105,4	0,0	0,0	105,4	1 567	1 012	0
BANQUE POPULAIRE RIVES DE PARIS	EUR	390,2	0,0	0,0	390,2	1 052	300	0
BANQUE POPULAIRE VAL DE FRANCE	EUR	653,4	2,9	-11,9	664,9	1 509	672	1 467
BANQUE TRANSATLANTIQUE	EUR	1,0	0,0	0,0	1,0	3 651	988	0
BNP PARIBAS	EUR	685,6	30,0	-113,0	818,6	4 108	1 661	3 732
	USD	11,4	0,0	0,0	11,4	1 698	1 346	0
	Equivalent_EUR	695,35	30	-113,02	828,06	4 075	1 657	16 417
BPCE	EUR	660,0	0,0	-1,0	661,0	3 176	723	0
BPIFRANCE FINANCEMENT	EUR	599,0	0,0	0,0	599,0	1 081	666	0
BRED-BANQUE POPULAIRE	EUR	123,3	0,0	-0,2	123,5	1 129	640	0
	USD	2,5	0,0	0,0	2,5	1 095	606	0
	Equivalent_EUR	125,48	0	-0,17	125,59	1 129	640	
BTP BANQUE	EUR	22,9	0,0	0,0	22,9	1 858	658	0
CA CONSUMER FINANCE	EUR	2 712,5	190,0	-19,0	2 541,5	963	376	731

MEDIUM TERM NOTES

III.2.1 Bank issuers

- Residents

amounts in millions, maturity in number of days

Issuer	Issue currency	Outstanding amount in may 2018	Issue amount in may 2018	Matured Debt in may 2018	Outstanding amount in april 2018	Average original maturity of outstanding amount	Average residual maturity of outstanding amount	Average original maturity of issues
CAISSE CENTRALE DU CREDIT IMMOBILIER DE FRANCE - 3CIF	EUR	50,0	0,0	0,0	50,0	7 305	2 166	0
CAISSE D'EPARGNE ET DE PREVOYANCE HAUTS DE FRANCE	EUR	0,0	0,0	0,0	0,0			0
CAISSE D'EPARGNE ET DE PREVOYANCE LOIRE-CENTRE	EUR	0,5	0,0	0,0	0,5	1 826	1 426	0
CAISSE DES DEPOTS ET CONSIGNATIONS	EUR	386,8	0,0	0,0	386,8	8 362	7 165	0
	USD	20,0	0,0	0,0	20,0	10 957	10 493	0
	Equivalent_EUR	403,88	0	0	403,34	8 472	7 306	
CAISSE FEDERALE DU CREDIT MUTUEL MAINE-ANJOU ET BASSE-NORMANDIE	EUR	285,8	0,0	0,0	285,8	2 185	1 176	0
CAISSE FEDERALE DU CREDIT MUTUEL NORD EUROPE	EUR	241,0	27,0	-95,0	309,0	3 193	831	549
CAISSE FEDERALE DU CREDIT MUTUEL OCEAN	EUR	307,3	0,0	-0,2	307,5	2 059	622	0
CAISSE REGIONALE DE CREDIT AGRICOLE MUTUEL ALSACE VOSGES	EUR	41,7	0,0	0,0	41,7	2 653	1 722	0
		<i>of which subordinated medium term notes</i>	<i>41,66</i>	<i>0</i>	<i>0</i>	<i>41,66</i>		
CAISSE REGIONALE DE CREDIT AGRICOLE MUTUEL ATLANTIQUE VENDEE	EUR	538,1	40,0	0,0	498,1	6 354	5 173	686
		<i>of which subordinated medium term notes</i>	<i>0</i>	<i>0</i>	<i>0</i>			
CAISSE REGIONALE DE CREDIT AGRICOLE MUTUEL BRIE PICARDIE	EUR	94,4	0,0	0,0	94,4	1 314	699	0

MEDIUM TERM NOTES

III.2.1 Bank issuers

- Residents

amounts in millions, maturity in number of days

Issuer	Issue currency	Outstanding amount in may 2018	Issue amount in may 2018	Matured Debt in may 2018	Outstanding amount in april 2018	Average original maturity of outstanding amount	Average residual maturity of outstanding amount	Average original maturity of issues
CAISSE REGIONALE DE CREDIT AGRICOLE MUTUEL CENTRE-EST	EUR	332,6	0,0	0,0	332,6	5 688	1 456	0
CAISSE REGIONALE DE CREDIT AGRICOLE MUTUEL CENTRE LOIRE	EUR	265,4	0,0	-50,0	315,5	2 178	711	0
<i>of which subordinated medium term notes</i>		<i>243,12</i>	<i>0</i>	<i>0</i>	<i>243,27</i>			
CAISSE REGIONALE DE CREDIT AGRICOLE MUTUEL CHARENTE MARITIME DEUX SEVRES	EUR	64,8	0,0	0,0	64,8	1 860	986	0
<i>of which subordinated medium term notes</i>		<i>57,75</i>	<i>0</i>	<i>0</i>	<i>57,75</i>			
CAISSE REGIONALE DE CREDIT AGRICOLE MUTUEL CHARENTE PERIGORD	EUR	242,7	0,0	0,0	242,7	1 327	624	0
CAISSE REGIONALE DE CREDIT AGRICOLE MUTUEL D'ALPES-PROVENCE	EUR	210,7	0,0	0,0	210,7	8 728	1 979	0
CAISSE REGIONALE DE CREDIT AGRICOLE MUTUEL D'AQUITAINE	EUR	378,1	0,0	0,0	378,1	4 033	680	0
<i>of which subordinated medium term notes</i>		<i>34,05</i>	<i>0</i>	<i>0</i>	<i>34,05</i>			
CAISSE REGIONALE DE CREDIT AGRICOLE MUTUEL DE CENTRE FRANCE	EUR	112,1	0,0	-0,3	112,4	7 986	7 065	0
<i>of which subordinated medium term notes</i>		<i>65,69</i>	<i>0</i>	<i>0</i>	<i>65,69</i>			
CAISSE REGIONALE DE CREDIT AGRICOLE MUTUEL DE CHAMPAGNE-BOURGOGNE	EUR	120,4	0,0	0,0	120,4	10 958	9 886	0
<i>of which subordinated medium term notes</i>		<i>120,36</i>	<i>0</i>	<i>0</i>	<i>120,36</i>			
CAISSE REGIONALE DE CREDIT AGRICOLE MUTUEL DE LA GUADELOUPE	EUR	6,5	0,0	0,0	6,5	10 958	9 927	0
<i>of which subordinated medium term notes</i>		<i>6</i>	<i>0</i>	<i>0</i>	<i>6</i>			

MEDIUM TERM NOTES

III.2.1 Bank issuers

- Residents

amounts in millions, maturity in number of days

Issuer	Issue currency	Outstanding amount in may 2018	Issue amount in may 2018	Matured Debt in may 2018	Outstanding amount in april 2018	Average original maturity of outstanding amount	Average residual maturity of outstanding amount	Average original maturity of issues
CAISSE REGIONALE DE CREDIT AGRICOLE MUTUEL DE L'ANJOU ET DU MAINE	EUR	468,6	20,0	0,0	448,6	4 940	4 402	548
<i>of which subordinated medium term notes</i>		162,5	0	0	162,5			
CAISSE REGIONALE DE CREDIT AGRICOLE MUTUEL DE NORMANDIE	EUR	550,0	0,0	0,0	550,0	5 171	1 253	0
CAISSE REGIONALE DE CREDIT AGRICOLE MUTUEL DE PARIS ET D'ILE DE FRANCE	EUR	184,1	0,0	0,0	184,1	3 386	948	0
<i>of which subordinated medium term notes</i>		115,16	0	0	115,16			
CAISSE REGIONALE DE CREDIT AGRICOLE MUTUEL DES COTES-D'ARMOR	EUR	552,2	0,0	0,0	552,2	5 724	3 188	0
<i>of which subordinated medium term notes</i>		55,14	0	0	55,14			
CAISSE REGIONALE DE CREDIT AGRICOLE MUTUEL DES SAVOIE	EUR	247,1	0,0	0,0	247,2	5 410	4 329	0
<i>of which subordinated medium term notes</i>		199,58	0	0	199,73			
CAISSE REGIONALE DE CREDIT AGRICOLE MUTUEL DE TOURAINE ET DU POITOU	EUR	225,1	14,6	0,0	210,5	1 809	832	1 826
<i>of which subordinated medium term notes</i>		190,58	0	0	190,58			
CAISSE REGIONALE DE CREDIT AGRICOLE MUTUEL D'ILLE ET VILAINE	EUR	79,6	21,2	0,0	58,4	811	672	619
CAISSE REGIONALE DE CREDIT AGRICOLE MUTUEL DU FINISTERE	EUR	138,8	0,0	0,0	138,8	9 708	8 600	0
<i>of which subordinated medium term notes</i>		0	0	0				
CAISSE REGIONALE DE CREDIT AGRICOLE MUTUEL DU LANGUEDOC	EUR	56,1	0,0	0,0	56,1	10 958	9 892	0
<i>of which subordinated medium term notes</i>		56,11	0	0	56,11			
CAISSE REGIONALE DE CREDIT AGRICOLE MUTUEL DU MORBIHAN	EUR	230,0	0,0	0,0	230,0	5 320	1 089	0

MEDIUM TERM NOTES

III.2.1 Bank issuers

- Residents

amounts in millions, maturity in number of days

Issuer	Issue currency	Outstanding amount in may 2018	Issue amount in may 2018	Matured Debt in may 2018	Outstanding amount in april 2018	Average original maturity of outstanding amount	Average residual maturity of outstanding amount	Average original maturity of issues
CAISSE REGIONALE DE CREDIT AGRICOLE MUTUEL DU NORD EST	EUR	483,1	0,0	0,0	663,1	3 836	919	0
<i>of which subordinated medium term notes</i>		<i>193</i>	<i>0</i>	<i>0</i>	<i>193</i>			
CAISSE REGIONALE DE CREDIT AGRICOLE MUTUEL FRANCHE-COMTE	EUR	10,3	0,0	0,0	10,3	3 667	571	0
CAISSE REGIONALE DE CREDIT AGRICOLE MUTUEL NORD DE FRANCE	EUR	1 487,5	0,0	0,0	1 487,5	4 352	935	0
<i>of which subordinated medium term notes</i>		<i>355</i>	<i>0</i>	<i>0</i>	<i>355</i>			
CAISSE REGIONALE DE CREDIT AGRICOLE MUTUEL NORD MIDI PYRENEES	EUR	77,9	0,0	0,0	77,9	10 958	9 880	0
<i>of which subordinated medium term notes</i>		<i>77,93</i>	<i>0</i>	<i>0</i>	<i>77,93</i>			
CAISSE REGIONALE DE CREDIT AGRICOLE MUTUEL NORMANDIE-SEINE	EUR	350,3	0,0	0,0	350,3	596	221	0
CAISSE REGIONALE DE CREDIT AGRICOLE MUTUEL PROVENCE COTE D'AZUR	EUR	102,7	0,0	0,0	102,7	1 478	673	0
CAISSE REGIONALE DE CREDIT AGRICOLE MUTUEL PYRENEES-GASCOGNE	EUR	275,0	30,0	0,0	245,0	1 999	672	372
CAISSE REGIONALE DE CREDIT AGRICOLE MUTUEL SUD-MEDITERRANEE	EUR	158,6	0,0	0,0	158,6	5 778	2 161	0
CAISSE REGIONALE DE CREDIT AGRICOLE MUTUEL SUD-RHONE-ALPES	EUR	230,0	0,0	0,0	230,0	5 072	3 443	0
<i>of which subordinated medium term notes</i>			<i>0</i>	<i>0</i>				
CAISSE REGIONALE DE CREDIT AGRICOLE MUTUEL TOULOUSE 31	EUR	83,1	5,0	0,0	78,1	981	416	731

MEDIUM TERM NOTES

III.2.1 Bank issuers

- Residents

amounts in millions, maturity in number of days

Issuer	Issue currency	Outstanding amount in may 2018	Issue amount in may 2018	Matured Debt in may 2018	Outstanding amount in april 2018	Average original maturity of outstanding amount	Average residual maturity of outstanding amount	Average original maturity of issues
CARREFOUR BANQUE	EUR	500,0	0,0	0,0	500,0	784	330	0
COMPAGNIE DE FINANCEMENT FONCIER	EUR	150,0	0,0	0,0	150,0	5 478	646	0
CREDIT AGRICOLE CORPORATE AND INVESTMENT BANK	EUR	1 096,5	0,0	0,0	1 096,5	3 688	1 346	0
CREDIT AGRICOLE LEASING & FACTORING SA	EUR	107,0	0,0	0,0	107,0	730	587	0
CREDIT AGRICOLE S.A.	EUR	91,5	0,0	-2,0	93,5	6 168	1 865	0
CREDIT COOPERATIF	EUR	560,7	0,0	-1,0	561,9	3 236	922	0
CREDIT DU NORD	EUR	6 288,9	0,0	-779,6	7 081,8	1 359	400	0
	USD	0,4	0,0	0,0	0,4	1 096	74	0
	Equivalent_EUR	6 289,19	0	-779,62	7 082,13	1 359	400	
CREDIT FONCIER ET COMMUNAL D' ALSACE ET DE LORRAINE - SCF	EUR	30,0	0,0	0,0	30,0	3 653	684	0
CREDIT INDUSTRIEL ET COMMERCIAL	EUR	1 241,5	113,0	0,0	1 128,5	692	311	393
CREDIT LYONNAIS	EUR	2 915,7	0,0	-25,0	2 980,7	1 026	554	0

MEDIUM TERM NOTES

III.2.1 Bank issuers

- Residents

amounts in millions, maturity in number of days

Issuer	Issue currency	Outstanding amount in may 2018	Issue amount in may 2018	Matured Debt in may 2018	Outstanding amount in april 2018	Average original maturity of outstanding amount	Average residual maturity of outstanding amount	Average original maturity of issues
CREDIT MUNICIPAL DE PARIS	EUR	55,0	0,0	0,0	55,0	1 860	535	0
CREDIT MUTUEL ARKEA	EUR	137,5	1,5	0,0	136,0	4 512	1 856	3 653
	USD	1,9	0,0	0,0	1,9	1 096	50	0
	Equivalent_EUR	139,12	1,5	0	137,56	4 472	1 834	4 929
DEXIA CREDIT LOCAL	EUR	80,0	0,0	0,0	80,0	5 553	624	0
DIAC SA	EUR	65,0	0,0	0,0	65,0	731	329	0
EDMOND DE ROTHSCHILD (FRANCE)	EUR	70,0	0,0	0,0	70,0	839	512	0
FINAMUR	EUR	40,0	0,0	0,0	40,0	730	616	0
FRANFINANCE	EUR	15,0	0,0	-5,0	20,0	699	67	0
HSBC FRANCE	EUR	80,2	0,0	0,0	80,2	8 951	4 076	0
LIXXBAIL	EUR	40,0	0,0	0,0	40,0	730	616	0
LYONNAISE DE BANQUE	EUR	0,4	0,0	0,0	0,4	1 095	988	0

MEDIUM TERM NOTES

III.2.1 Bank issuers

- Residents

amounts in millions, maturity in number of days

Issuer	Issue currency	Outstanding amount in may 2018	Issue amount in may 2018	Matured Debt in may 2018	Outstanding amount in april 2018	Average original maturity of outstanding amount	Average residual maturity of outstanding amount	Average original maturity of issues
NATIXIS	EUR	784,6	30,0	0,0	756,4	3 730	1 708	2 961
ONEY BANK	EUR	495,0	0,0	-20,0	515,0	1 004	785	0
ORANGE BANK	EUR	231,6	0,0	-3,0	234,6	1 332	520	0
PSA BANQUE FRANCE	EUR	399,0	0,0	0,0	399,0	821	285	0
RCI BANQUE SA	EUR	0,0	0,0	-5,0	5,0			0
ROTHSCHILD MARTIN MAUREL	EUR	1,5	0,0	0,0	1,5	1 095	623	0
SOCIETE GENERALE	EUR	9 214,0	1 560,0	-20,0	9 174,5	1 932	1 079	581
SOCRAM BANQUE	EUR	155,0	0,0	0,0	155,0	712	334	0
UNIFERGIE - Union pour le Financement des Economies d'Energie	EUR	40,0	0,0	0,0	40,0	730	616	0
Total Residents	Equivalent_EUR	47 083,9	2 106,2	-1 176,7	47 971,3	2 306	1 087	676
	<i>of which subordinated medium term notes</i>	<i>2 085,6</i>	<i>0,0</i>	<i>0,0</i>	<i>2 265,6</i>			

MEDIUM TERM NOTES

III.2.1 Bank issuers

- Non residents located outside the Euro area

amounts in millions, maturity in number of days

Issuer	Issue currency	Outstanding amount in may 2018	Issue amount in may 2018	Matured Debt in may 2018	Outstanding amount in april 2018	Average original maturity of outstanding amount	Average residual maturity of outstanding amount	Average original maturity of issues
BANK OF CHINA LIMITED Paris Branch	USD Equivalent_EUR	15,0 12,82	0,0 0	0,0 0	15,0 12,42	1 826 1 826	1 530 1 530	0
BANQUE CALEDONIENNE D INVESTISSEMENT	EUR	141,4	4,6	0,0	136,8	1 007	609	888
Total Non residents located outside the Euro area	Equivalent_EUR	154,3	4,6	0,0	149,2	1 075	685	888

MEDIUM TERM NOTES

III.2.2 Others financial issuers excluding asset backed securities issuers

- Residents

amounts in millions, maturity in number of days

Issuer	Issue currency	Outstanding amount in may 2018	Issue amount in may 2018	Matured Debt in may 2018	Outstanding amount in april 2018	Average original maturity of outstanding amount	Average residual maturity of outstanding amount	Average original maturity of issues
EXANE	EUR	100,0	0,0	0,0	100,0	1 094	316	
EXANE	USD	100,0	0,0	0,0	100,0	1 096	795	
	Equivalent_EUR	185,48	0	0	182,79	1 095	537	
Total Residents	Equivalent_EUR	185,5	0,0	0,0	182,8	1 095	537	

MEDIUM TERM NOTES

III.2.3 Others financial issuers

- Residents

amounts in millions, maturity in number of days

Issuer	Issue currency	Outstanding amount in may 2018	Issue amount in may 2018	Matured Debt in may 2018	Outstanding amount in april 2018	Average original maturity of outstanding amount	Average residual maturity of outstanding amount	Average original maturity of issues
NATIXIS LOAN FUNDING	EUR	380,1	0,0	0,0	380,1	2 513	1 119	0
Total Residents	Equivalent_EUR	380,1	0,0	0,0	380,1	2 513	1 119	0

MEDIUM TERM NOTES

III.2.4 Non financial issuers

- Residents

amounts in millions, maturity in number of days

Issuer	Issue currency	Outstanding amount in may 2018	Issue amount in may 2018	Matured Debt in may 2018	Outstanding amount in april 2018	Average original maturity of outstanding amount	Average residual maturity of outstanding amount	Average original maturity of issues
FONCIERE DES REGIONS	EUR	197,0	150,0	0,0	47,0	453	392	367
LAGARDERE SCA	EUR	18,7	0,0	0,0	18,7	730	440	0
SAFRAN	EUR	50,0	0,0	0,0	50,0	730	461	0
SOPRA STERIA GROUP	EUR	79,0	0,0	0,0	79,0	795	663	0
UNIBAIL- RODAMCO SE	EUR	254,3	150,0	0,0	104,3	686	535	731
Total Residents	Equivalent_EUR	599,0	300,0	0,0	299,0	629	496	549

- Non residents located in Euro area (excluding France)

amounts in millions, maturity in number of days

Issuer	Issue currency	Outstanding amount in may 2018	Issue amount in may 2018	Matured Debt in may 2018	Outstanding amount in april 2018	Average original maturity of outstanding amount	Average residual maturity of outstanding amount	Average original maturity of issues
ECONOCOM GROUP SA/NV	EUR	55,0	0,0	0,0	55,0	730	601	0
Total Non residents located in Euro area (excluding France)	Equivalent_EUR	55,0	0,0	0,0	55,0	730	601	0

MEDIUM TERM NOTES

III.2.5 Public issuers

- Residents

amounts in millions, maturity in number of days

Issuer	Issue currency	Outstanding amount in may 2018	Issue amount in may 2018	Matured Debt in may 2018	Outstanding amount in april 2018	Average original maturity of outstanding amount	Average residual maturity of outstanding amount	Average original maturity of issues
CAISSE D'AMORTISSEMENT DE LA DETTE SOCIALE	EUR	264,0	0,0	0,0	264,0	4 929	2 715	0
UNEDIC	EUR	5 950,0	0,0	0,0	5 950,0	1 871	1 124	0
Total Residents	Equivalent_EUR	6 214,0	0,0	0,0	6 214,0	2 000	1 191	0